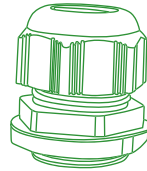
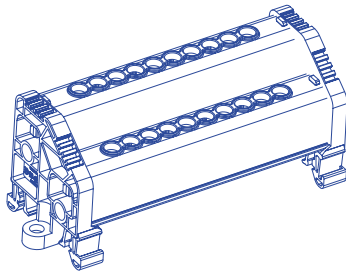

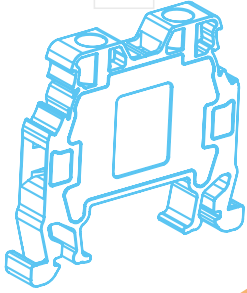





Onka®

Choice Of Professionals







Esteemed Customer,

We Onka Electrical Materials Industry & Trade Ltd. Co. deem quality in manufacturing, economy and service as our essential principles on the base of our experience and knowledge we gained since 1986; and we have reached our current product range by non-stop new product additions into our portfolio. We deem it as our goal to diversify our product range in accordance with your wishes and demands.

We Elektrokaz Electrical Materials Marketing Industry & Trade Ltd. Co. share with you our experience and knowledge on marketing and supply. Considering your high interest and demand for our catalogues and price list, we continue such activities by ever-developing it.

We would like to thank to our solution partners and firms, to which we are an agency, for their assistance.

We continue our mission to supply you with electrical components both in domestic and foreign markets. Our studies on this matter continue.

We would like to thank you for choosing us as your supplier, and we wish all the best for you.

Yours Sincerely,
General Manager
Mechanical Engineer
Kamil KARACI


A handwritten signature in black ink, appearing to read "Kamil Karaci", written over the printed name.

Proudly Collaborating With 90+ Countries



INDEX

MRK Series Screw Connection & Hybrid Connection Rail Terminal Blocks **8**




Polyamide Cable Gland **86**



Insulators **139**



OPK Series Push in Connection & PCB Connection Rail Terminal Blocks **40**



Distribution Units **95**




Cord end Terminals **151**



MPK Series Push-In Connection Mini Terminal Blocks **60**




W Automat Busbars **114**




Cable Ties - Heat Shinks **162**



Electronic Terminal Blocks Relay Modules **64**



Mounting Din Rails **119**



Panel Accessories **167**



Terminal Strips Socket - Connectors Steatite Connectors - Other Terminals **70**



Cable Lugs - Butt Connectors **124**



Markers and Printers **171**




Rail Mounting Sockets **84**



Current Transformers **135**





MRK SERIES SCREW CONNECTION RAIL TERMINAL BLOCKS

Technical Features;

- Does not require final plate (Both sides are closed), provides cost saving and better isolation
- Symmetrical (Mountable to rail at both directions)
- Provides opportunity to assemble cable section from 0,06 mm² to 120 mm²
- Labelling system appropriate for roll labeling
- Double sided bridging opportunity
- Isolated comb bridge can be used from 1,5 mm² to 10 mm²
- Screw system is flat headed for sections 10 mm² to 35 mm²
- In 50 mm² and following sections, the screw system is allen headed
- MRK Series stopper can be used both as group label or end label


Range of Products;

- MRK Series standard rail terminal blocks
- MRK Series double rail terminal blocks
- MRK Series fused rail terminal blocks
- MRK Series knife rail terminal blocks
- MRK Series test disconnect terminal blocks
- MRK Series earth rail terminal blocks
- MRK and OPK Series stoppers
- MRK Series separation plate
- MRK Series Cross Connections
- MRK Series stud terminal blocks for cable lugs

MRK SERIES





In MRK Series, the roll label system can be applied to the products from 1.5 mm² to 35 mm² cross sections



The main body of which end plate is embedded, is manufactured as monolithic




For MRK Series a new cross connection system is used from 1.5 mm² up to 10 mm²



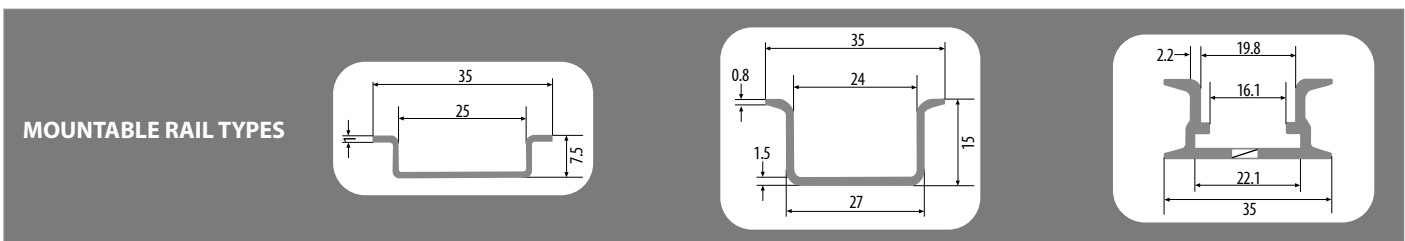
In case of the new MRK 16 mm² and 35 mm², the dimensions are smaller than the old series. MRK 16 is (51 x 54 x 12) mm, MRK 35 is (51 x 54 x 15) mm

Terminal block's body and end plate are connected within 4 steel screws



Due to the U form at the bottom of the sleeve system of MRK 6-10-16-25 and 35, much contact of the sleeve is provided to the cable

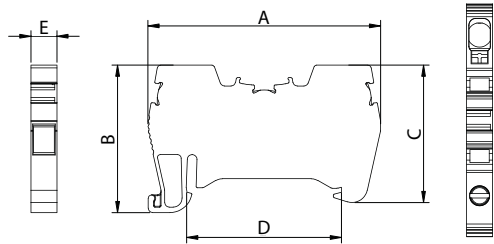
MRK 16 and 35 mm², the leg parts of terminal can be locked more better because of the same width as the terminal



HRK HYBRID TERMINAL BLOCKS

**HRK 2,5**

New Code: 1040002
Old Code: 0362



* MONOBLOCK *

Dimension (mm)	A	B	C	D	E
	52	33	30,75	34,5	5,8

MATERIAL

Body	PA6.6	Spring	Stainless Steel
Bridge	Copper	Temp.	-40 °C, +140 °C
Contact	CK45 Steel	Cable Strip L.	10 mm
Screw	Steel	Torque	0,4 Nm

DATA	TSE / CE
Voltage	750 V
Current	24 A
Section	2,5 mm ²
Norm	EN-60947-7-1

COLOURS

COLOUR	V2	V2	V0	V0	Pcs.
	New Code	Old Code	New Code	Old Code	
GREY	1040002	0362	1040022	0332	100
CREAM	1040003		1040023		100
BLACK	1040004		1040024		100
BLUE	1040005		1040025		100
BROWN	1040006		1040026		100
RED	1040007		1040027		100
YELLOW	1040008		1040028		100
GREEN	1040009		1040029		100

ACCESSORIES

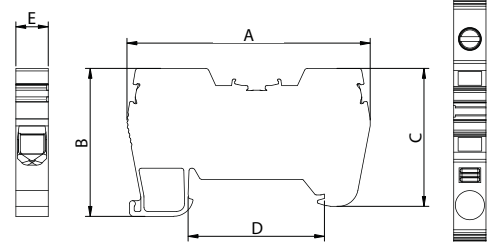
Cross Connection	New Code	Old Code	Section	Pcs.	See Page
	1060106	1925	2,5 / 2	100	Pg. 36
	1060107	1926	2,5 / 3	100	
	1060108	1927	2,5 / 4	75	
	1060109	1928	2,5 / 10	30	
	1060110	1929	2,5 / 20	20	
Stopper	1060002	1202		100	Pg. 34-35
	1060005	1212		100	
	1060014	1222		100	
Group Sticker	1060024	1232		100	

MARKING

	New Code	Old Code	See Page
Dekafix	1060192	4440	Pg. 175 - 179
	1060194	4442	
	-	9540	
	-	9770	
Roll Label	-	8943-S11	

**HRK 6**

New Code 1040012
Old Code 0372



* MONOBLOCK *

Dimension (mm)	A	B	C	D	E
	61,8	37,6	35	34,5	8,2

MATERIAL

Body	PA6.6	Spring	Stainless Steel
Bridge	Copper	Temp.	-40 °C, +140 °C
Contact	CK45 Steel	Cable Strip L.	10 mm
Screw	Steel	Torque	0,4 Nm

DATA	TSE / CE
Voltage	750 V
Current	41 A
Section	6 mm ²
Norm	EN-60947-7-1

COLOURS

COLOUR	V2	V2	V0	V0	Pcs.
	New Code	Old Code	New Code	Old Code	
GREY	1040012	0372	1040032	0342	100
CREAM	1040013		1040033		100
BLACK	1040014		1040034		100
BLUE	1040015		1040035		100
BROWN	1040016		1040036		100
RED	1040017		1040037		100
YELLOW	1040018		1040038		100
GREEN	1040019		1040039		100

ACCESSORIES

Cross Connection	New Code	Old Code	Section	Pcs.	See Page
	1060116	1935	6 / 2	100	Pg. 36
	1060117	1936	6 / 3	50	
	1060118	1937	6 / 4	50	
	1060119	1938	6 / 10	15	
	1060120	1939	6 / 20	10	
Stopper	1060002	1202		100	Pg. 34-35
	1060005	1212		100	
	1060014	1222		100	
Group Sticker	1060024	1232		100	

MARKING

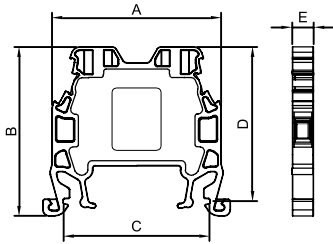
	New Code	Old Code	See Page
Dekafix	1060188	2630	Pg. 175 - 179
	1060194	4442	
	-	9540	
	-	9770	
Roll Label	-	8943-S11	



MRK SLIM SERIES SCREW CONNECTION RAIL TERMINAL BLOCKS



MRK SLIM 2,5
New Code: 1010132
Old Code: 0902



* MONOBLOCK *

Dimension (mm)	A	B	C	D	E
	40	40	34,5	36,5	5,1

MATERIAL

Body	PA6.6	Temp.	-40 °C, +140 °C
Bridge	Copper	Cable Strip L.	10 mm
Contact	CK45 Steel	Torque	0,4 Nm
Screw	Steel		

DATA	TSE / CE
Voltage	750 V
Current	24 A
Section	2,5 mm ²
Norm	EN-60947-7-1

COLOURS

COLOUR	V2	V2	V0	V0	Pcs.
	New Code	Old Code	New Code	Old Code	
GREY	1010132	0902	1010207	0862	100
CREAM	1010133	0903			100
BLACK	1010134	0904			100
BLUE	1010135	0905			100
BROWN	1010136	0906			100
RED	1010137	0907			100
YELLOW	1010138	0908			100
GREEN	1010139	0909			100

ACCESSORIES

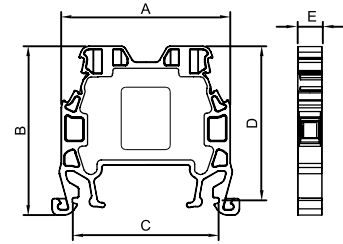
Cross Connection	New Code	Old Code	Section	Pcs.	See Page
	1060101	1920	2,5 / 2	100	Pg. 36
	1060102	1921	2,5 / 3	100	
	1060103	1922	2,5 / 4	100	
	1060104	1923	2,5 / 10	30	
	1060105	1924	2,5 / 20	20	
Stopper	1060002	1202		100	Pg. 34-35
	1060005	1212		100	
	1060014	1222		100	
Group Sticker	1060024	1232		100	

MARKING

	New Code	Old Code	See Page
Dekafix	1060198	5443	Pg. 175 - 179
	1060194	4442	
	-	9540	
	-	9770	
Roll Label	-	8943-S11	



MRK SLIM 4
New Code: 1010142
Old Code: 0912



* MONOBLOCK *

Dimension (mm)	A	B	C	D	E
	40	40	34,5	36,5	5,9

MATERIAL

Body	PA6.6	Temp.	-40 °C, +140 °C
Bridge	Copper	Cable Strip L.	10 mm
Contact	CK45 Steel	Torque	0,4 Nm
Screw	Steel		

DATA	TSE / CE
Voltage	750 V
Current	32 A
Section	4 mm ²
Norm	EN-60947-7-1

COLOURS

COLOUR	V2	V2	V0	V0	Pcs.
	New Code	Old Code	New Code	Old Code	
GREY	1010142	0912	1010208	0872	100
CREAM	1010143	0913			100
BLACK	1010144	0914			100
BLUE	1010145	0915			100
BROWN	1010146	0916			100
RED	1010147	0917			100
YELLOW	1010148	0918			100
GREEN	1010149	0919			100

ACCESSORIES

Cross Connection	New Code	Old Code	Section	Pcs.	See Page
	1060106	1925	4 / 2	100	Pg. 36
	1060107	1926	4 / 3	100	
	1060108	1927	4 / 4	75	
	1060109	1928	4 / 10	30	
	1060110	1929	4 / 20	20	
Stopper	1060002	1202		100	Pg. 34-35
	1060005	1212		100	
	1060014	1222		100	
Group Sticker	1060024	1232		100	

MARKING

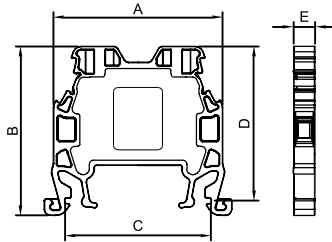
	New Code	Old Code	See Page
Dekafix	1060192	4440	Pg. 175 - 179
	1060194	4442	
	-	9540	
	-	9770	
Roll Label	-	8943-S11	

MRK SERIES SCREW CONNECTION RAIL TERMINAL BLOCKS



MRK 1,5

New Code: 1010002
Old Code: 1002



* MONOBLOCK *

Dimension (mm)	A	B	C	D	E
	40	40	34,5	36,5	5,1

MATERIAL

Body	PA6.6	Temp.	-40 °C, +140 °C
Bridge	Copper	Cable Strip L.	10 mm
Contact	CK45 Steel	Torque	0,4 Nm
Screw	Steel		

DATA	TSE / CE	UL
Voltage	750 V	300 V
Current	17,5 A	17,5 A
Section	1,5 mm ²	14 AWG
Norm	EN-60947-7-1	UL 1059

COLOURS

COLOUR	V2	V2	V0	V0	Pcs.
	New Code	Old Code	New Code	Old Code	
GREY	1010002	1002	1010151	0752	100
CREAM	1010003	1003			100
BLACK	1010004	1004			100
BLUE	1010005	1005			100
BROWN	1010006	1006			100
RED	1010007	1007			100
YELLOW	1010008	1008			100
GREEN	1010009	1009	1010152	0759	100

ACCESSORIES

Cross Connection	New Code	Old Code	Section	Pcs.	See Page
	1060101	1920	1,5 / 2	100	Pg. 36
	1060102	1921	1,5 / 3	100	
	1060103	1922	1,5 / 4	100	
	1060104	1923	1,5 / 10	30	
	1060105	1924	1,5 / 20	20	
Stopper	1060002	1202		100	Pg. 34-35
	1060005	1212		100	
	1060014	1222		100	
Group Sticker	1060024	1232		100	

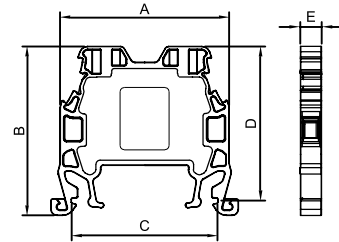
MARKING

	New Code	Old Code	See Page
Dekafix	1060198	5443	Pg. 175 - 179
	1060194	4442	
	-	9540	
	-	9770	
Roll Label	-	8943-S11	



MRK 2,5

New Code: 1010012
Old Code: 1012



* MONOBLOCK *

Dimension (mm)	A	B	C	D	E
	40	40	34,5	36,5	5,9

MATERIAL

Body	PA6.6	Temp.	-40 °C, +140 °C
Bridge	Copper	Cable Strip L.	10 mm
Contact	CK45 Steel	Torque	0,4 Nm
Screw	Steel		

DATA	TSE / CE	UL
Voltage	750 V	300 V
Current	24 A	24 A
Section	2,5 mm ²	12 AWG
Norm	EN-60947-7-1	UL 1059

COLOURS

COLOUR	V2	V2	V0	V0	Pcs.
	New Code	Old Code	New Code	Old Code	
GREY	1010012	1012	1010153	0762	100
CREAM	1010013	1013	1010154	0763	100
BLACK	1010014	1014	1010155	0764	100
BLUE	1010015	1015	1010156	0765	100
BROWN	1010016	1016	1010157	0766	100
RED	1010017	1017	1010158	0767	100
YELLOW	1010018	1018	1010159	0768	100
GREEN	1010019	1019	1010160	0769	100

ACCESSORIES

Cross Connection	New Code	Old Code	Section	Pcs.	See Page
	1060106	1925	2,5 / 2	100	Pg. 36
	1060107	1926	2,5 / 3	100	
	1060108	1927	2,5 / 4	75	
	1060109	1928	2,5 / 10	30	
	1060110	1929	2,5 / 20	20	
Stopper	1060002	1202		100	Pg. 34-35
	1060005	1212		100	
	1060014	1222		100	
Group Sticker	1060024	1232		100	

MARKING

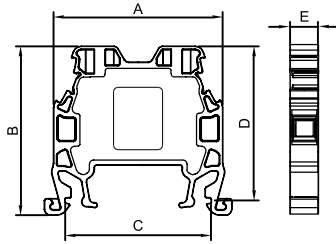
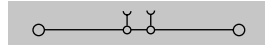
	New Code	Old Code	See Page
Dekafix	1060192	4440	Pg. 175 - 179
	1060194	4442	
	-	9540	
	-	9770	
Roll Label	-	8943-S11	



MRK SERIES SCREW CONNECTION RAIL TERMINAL BLOCKS



MRK 4
New Code: 1010022
Old Code: 1022



* MONOBLOCK *

Dimension (mm)	A	B	C	D	E
	40	40	34,5	36,5	6,7

MATERIAL

Body	PA6.6	Temp.	-40 °C, +140 °C
Bridge	Copper	Cable Strip L.	10 mm
Contact	CK45 Steel	Torque	0,5 Nm
Screw	Steel		

DATA	TSE / CE	UL
Voltage	750 V	300 V
Current	32 A	32 A
Section	4 mm ²	10 AWG
Norm	EN-60947-7-1	UL 1059

COLOURS

COLOUR	V2	V2	V0	V0	Pcs.
	New Code	Old Code	New Code	Old Code	
GREY	1010022	1022	1010162	0772	100
CREAM	1010023	1023	1010163	0773	100
BLACK	1010024	1024	1010164	0774	100
BLUE	1010025	1025	1010165	0775	100
BROWN	1010026	1026	1010166	0776	100
RED	1010027	1027	1010167	0777	100
YELLOW	1010028	1028			100
GREEN	1010029	1029			100

ACCESSORIES

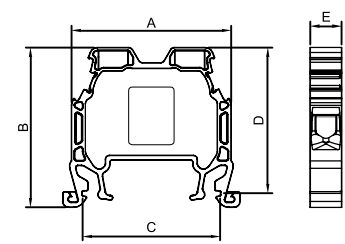
Cross Connection	New Code	Old Code	Section	Pcs.	See Page
	1060111	1930	4 / 2	100	Pg. 36
	1060112	1931	4 / 3	100	
	1060113	1932	4 / 4	50	
	1060114	1933	4 / 10	30	
	1060115	1934	4 / 20	20	
Stopper	1060002	1202		100	Pg. 34-35
	1060005	1212		100	
	1060014	1222		100	
Group Sticker	1060024	1232		100	

MARKING

	New Code	Old Code	See Page
Dekafix	1060190	4390	Pg. 175 - 179
	1060194	4442	
	-	9540	
	-	9770	
Roll Label	-	8943-S11	



MRK 6
New Code: 1010032
Old Code: 1032



* MONOBLOCK *

Dimension (mm)	A	B	C	D	E
	40	40	34,5	36,5	8,2

MATERIAL

Body	PA6.6	Temp.	-40 °C, +140 °C
Bridge	Copper	Cable Strip L.	12 mm
Contact	CK45 Steel	Torque	0,8 Nm
Screw	Steel		

DATA	TSE / CE	UL
Voltage	750 V	300 V
Current	41 A	41 A
Section	6 mm ²	8 AWG
Norm	EN-60947-7-1	UL 1059

COLOURS

COLOUR	V2	V2	V0	V0	Pcs.
	New Code	Old Code	New Code	Old Code	
GREY	1010032	1032	1010168	0782	100
CREAM	1010033	1033	1010169	0783	100
BLACK	1010034	1034	1010170	0784	100
BLUE	1010035	1035	1010171	0785	100
BROWN	1010036	1036	1010172	0786	100
RED	1010037	1037	1010173	0787	100
YELLOW	1010038	1038			100
GREEN	1010039	1039			100

ACCESSORIES

Cross Connection	New Code	Old Code	Section	Pcs.	See Page
	1060116	1935	6 / 2	100	Pg. 36
	1060117	1936	6 / 3	50	
	1060118	1937	6 / 4	50	
	1060119	1938	6 / 10	15	
	1060120	1939	6 / 20	10	
Stopper	1060002	1202		100	Pg. 34-35
	1060005	1212		100	
	1060014	1222		100	
Group Sticker	1060024	1232		100	

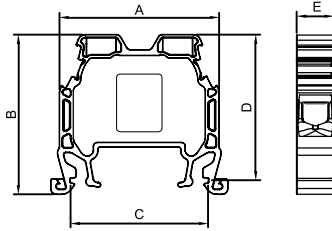
MARKING

	New Code	Old Code	See Page
Dekafix	1060188	2630	Pg. 175 - 179
	1060194	4442	
	-	9540	
	-	9770	
Roll Label	-	8943-S11	

MRK SERIES SCREW CONNECTION RAIL TERMINAL BLOCKS



MRK 10
New Code: 1010042
Old Code: 1042



* MONOBLOCK *

Dimension (mm)	A	B	C	D	E
	40	40	34,5	36,5	9,5

MATERIAL			
Body	PA6.6	Temp.	-40 °C, +140 °C
Bridge	Copper	Cable Strip L.	12 mm
Contact	CK45 Steel	Torque	0,8 Nm
Screw	Steel		

DATA	TSE / CE	UL
Voltage	750 V	600 V
Current	57 A	57 A
Section	10 mm ²	8 AWG
Norm	EN-60947-7-1	UL 1059

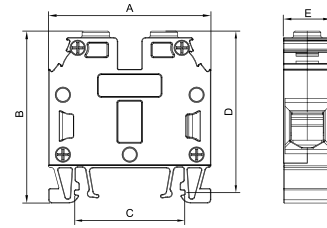
COLOURS					
	V2	V2	V0	V0	
COLOUR	New Code	Old Code	New Code	Old Code	Pcs.
GREY	1010042	1042	1010174	0792	100
CREAM	1010043	1043	1010175	0793	100
BLACK	1010044	1044	1010176	0794	100
BLUE	1010045	1045	1010177	0795	100
BROWN	1010046	1046	1010178	0796	100
RED	1010047	1047	1010179	0797	100
YELLOW	1010048	1048			100
GREEN	1010049	1049			100

ACCESSORIES					
Cross Connection	New Code	Old Code	Section	Pcs.	See Page
	1060121	1940	10 / 2	100	Pg. 36
	1060122	1941	10 / 3	50	
	1060123	1942	10 / 4	50	
	1060124	1943	10 / 10	15	
	1060125	1944	10 / 20	10	
Stopper	1060002	1202		100	Pg. 34-35
	1060005	1212		100	
	1060014	1222		100	
Group Sticker	1060024	1232		100	

MARKING			
	New Code	Old Code	See Page
Dekafix	1060188	2630	Pg. 175 - 179
	1060194	4442	
	-	9540	
	-	9770	
Roll Label	-	8943-S11	



MRK 16
New Code: 1010052
Old Code: 1132



Dimension (mm)	A	B	C	D	E
	51	54	34,5	51	12

MATERIAL			
Body	PA6.6	Temp.	-40 °C, +140 °C
Bridge	Copper	Cable Strip L.	18 mm
Contact	CK45 Steel	Torque	2,0 Nm
Screw	Steel		

DATA	TSE / CE	UL
Voltage	750 V	600 V
Current	76 A	63 A
Section	16 mm ²	6 AWG
Norm	EN-60947-7-1	UL 1059

COLOURS					
	V2	V2	V0	V0	
COLOUR	New Code	Old Code	New Code	Old Code	Pcs.
GREY	1010052	1132	1010209	0882	50
CREAM	1010053	1133		0883	50
BLACK	1010054	1134		0884	50
BLUE	1010055	1135		0885	50
BROWN	1010056	1136		0886	50
RED	1010057	1137		0887	50
YELLOW	1010058	1138			50
GREEN	1010059	1139			50

ACCESSORIES					
Cross Connection	New Code	Old Code	Section	Pcs.	See Page
	1060152	2257	16 / 2	10	Pg. 36
	1060153	2258	16 / 3	10	
	1060154	2259	16 / 4	10	
	1060155	2260	16 / 5	10	
	1060160	2265	16 / 10	10	
Stopper	1060002	1202		100	Pg. 34-35
	1060005	1212		100	
	1060014	1222		100	
Group Sticker	1060024	1232		100	

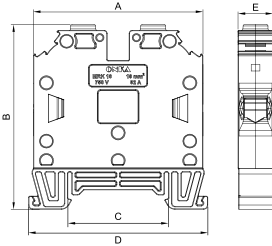
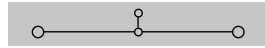
MARKING			
	New Code	Old Code	See Page
Dekafix	1060188	2630	Pg. 175 - 179
	1060194	4442	
	-	9540	
	-	9770	
Roll Label	-	8943-S11	



MRK SERIES SCREW CONNECTION RAIL TERMINAL BLOCKS



MRK 25
New Code: 1010062
Old Code: 0302



With Non - Insulated Cord End Terminals

Dimension (mm)	A	B	C	D	E
	58	63,2	34,5	61,2	12

MATERIAL

Body	PA6.6	Temp.	-40 °C, +140 °C
Bridge	Copper	Cable Strip L.	18 mm
Contact	CK45 Steel	Torque	2,0 Nm
Screw	Steel		

DATA	TSE / CE
Voltage	750 V
Current	101 A
Section	25 mm ²
Norm	EN-60947-7-1

COLOURS

COLOUR	V2	V2	V0	V0	Pcs.
	New Code	Old Code	New Code	Old Code	
GREY	1010062	0302	1010180	0802	50
CREAM	1010063	0303	1010181		50
BLACK	1010064	0304	1010182		50
BLUE	1010065	0305	1010183		50
BROWN	1010066	0306	1010184		50
RED	1010067	0307	1010185		50
YELLOW	1010068	0308			50
GREEN	1010069	0309			50

ACCESSORIES

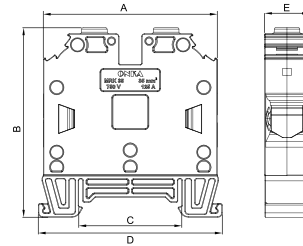
Cross Connection	New Code	Old Code	Section	Pcs.	See Page
	1060152	2257	16 / 2	10	Pg. 36
	1060153	2258	16 / 3	10	
	1060154	2259	16 / 4	10	
	1060155	2260	16 / 5	10	
	1060160	2265	16 / 10	10	
Stopper	1060002	1202		100	Pg. 34-35
	1060005	1212		100	
	1060014	1222		100	
Group Sticker	1060024	1232		100	

MARKING

	New Code	Old Code	See Page
Dekafix	1060188	2630	Pg. 175 - 179
	1060194	4442	
	-	9540	
	-	9770	
Roll Label	-	8943-S11	



MRK 35 (HIGH)
New Code: 1010082
Old Code: 1062



Dimension (mm)	A	B	C	D	E
	58	63,2	34,5	61,2	15

MATERIAL

Body	PA6.6	Temp.	-40 °C, +140 °C
Bridge	Copper	Cable Strip L.	18 mm
Contact	CK45 Steel	Torque	2,0 Nm
Screw	Steel		

DATA	TSE / CE
Voltage	750 V
Current	125 A
Section	35 mm ²
Norm	EN-60947-7-1

COLOURS

COLOUR	V2	V2	V0	V0	Pcs.
	New Code	Old Code	New Code	Old Code	
GREY	1010082	1062	1010186	0812	30
CREAM	1010083	1063	1010187	0813	30
BLACK	1010084	1064	1010188	0814	30
BLUE	1010085	1065	1010189	0815	30
BROWN	1010086	1066	1010190	0816	30
RED	1010087	1067	1010191	0817	30
YELLOW	1010088	1068	1010192	0818	30
GREEN	1010089	1069	1010193	0819	30

ACCESSORIES

Cross Connection	New Code	Old Code	Section	Pcs.	See Page
	1060161	2266	35 / 2	10	Pg. 36
	1060162	2267	35 / 3	10	
	1060163	2268	35 / 4	10	
	1060164	2269	35 / 5	10	
	1060169	2274	35 / 10	10	
Stopper	1060002	1202		100	Pg. 34-35
	1060005	1212		100	
	1060014	1222		100	
Group Sticker	1060024	1232		100	

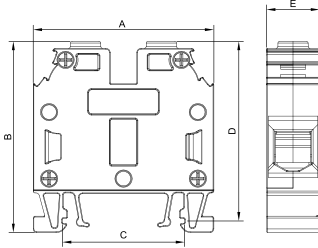
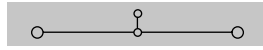
MARKING

	New Code	Old Code	See Page
Dekafix	1060188	2630	Pg. 175 - 179
	1060194	4442	
	-	9540	
	-	9770	
Roll Label	-	8943-S11	

MRK SERIES SCREW CONNECTION RAIL TERMINAL BLOCKS

**MRK 35 (NEW)**

Medium Size
New Code: 1010072
Old Code: 1142



Dimension (mm)	A	B	C	D	E
	50,7	54	34,5	51	15

MATERIAL

Body	PA6.6	Temp.	-40 °C, +140 °C
Bridge	Copper	Cable Strip L.	18 mm
Contact	CK45 Steel	Torque	2,0 Nm
Screw	Steel		

DATA	TSE / CE
Voltage	750 V
Current	125 A
Section	35 mm ²
Norm	EN-60947-7-1

COLOURS

COLOUR	V2	V2	V0	V0	Pcs.
	New Code	Old Code	New Code	Old Code	
GREY	1010072	1142	1010210	0892	30
CREAM	1010073	1143			30
BLACK	1010074	1144			30
BLUE	1010075	1145			30
BROWN	1010076	1146			30
RED	1010077	1147			30
YELLOW	1010078	1148			30
GREEN	1010079	1149			30

ACCESSORIES

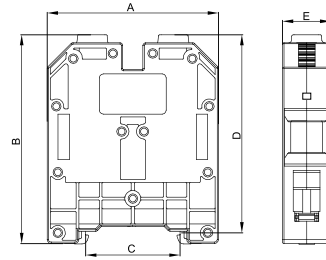
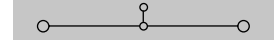
Cross Connection	New Code	Old Code	Section	Pcs.	See Page
	1060161	2266	35 / 2	10	Pg. 36
	1060162	2267	35 / 3	10	
	1060163	2268	35 / 4	10	
	1060164	2269	35 / 5	10	
	1060169	2274	35 / 10	10	
Stopper	1060002	1202		100	Pg. 34-35
	1060005	1212		100	
	1060014	1222		100	
Group Sticker	1060024	1232		100	

MARKING

	New Code	Old Code	See Page
Dekafix	1060188	2630	Pg. 175 - 179
	1060194	4442	
	-	9540	
	-	9770	
Roll Label	-	8943-S11	

**MRK 50**

New Code: 1010092
Old Code: 1072



Dimension (mm)	A	B	C	D	E
	64	78	34,5	74	18

MATERIAL

Body	PA6.6	Temp.	-40 °C, +140 °C
Bridge	Copper	Cable Strip L.	18 mm
Contact	DKP	Torque	6,0 Nm
Screw	Steel		

DATA	TSE / CE	UL
Voltage	750 V	600 V
Current	150 A	100 A
Section	50 mm ²	AWG 1/0 str
Norm	EN-60947-7-1	UL 1059

COLOURS

COLOUR	V2	V2	V0	V0	Pcs.
	New Code	Old Code	New Code	Old Code	
GREY	1010092	1072	1010194	0822	20
CREAM	1010093	1073	1010195	0823	20
BLACK	1010094	1074	1010196	0824	20
BLUE	1010095	1075	1010197	0825	20
BROWN	1010096	1076	1010198	0826	20
RED	1010097	1077	1010199	0827	20
YELLOW	1010098	1078	1010200	0828	20
GREEN	1010099	1079	1010201	0829	20

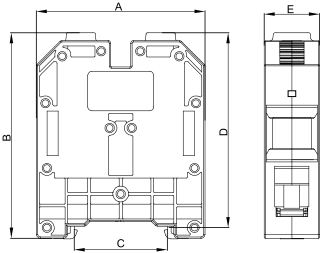
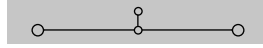
ACCESSORIES

	New Code	Old Code	See Page
Stopper	1060002	1202	Pg. 34-35
	1060005	1212	
	1060014	1222	
Group Sticker	1060024	1232	

MARKING

	New Code	Old Code	See Page
Dekafix	1060194	4442	Pg. 175 - 179
	-	9540	
	-	9770	
	-	9770	

MRK SERIES SCREW CONNECTION RAIL TERMINAL BLOCKS

MRK 70
 New Code: 1010102
 Old Code: 1082


Dimension (mm)	A	B	C	D	E
	64	78	34,5	74	21

MATERIAL

Body	PA6.6	Temp.	-40 °C, +140 °C
Bridge	Copper	Cable Strip L.	20 mm
Contact	DKP	Torque	6,0 Nm
Screw	Steel		

DATA	TSE / CE	UL
Voltage	750 V	600 V
Current	192 A	125 A
Section	70 mm ²	AWG 2/O str
Norm	EN-60947-7-1	UL 1059

COLOURS

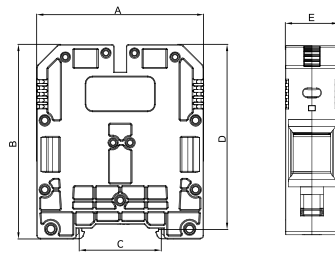
COLOUR	V2	V2	V0	V0	Pcs.
	New Code	Old Code	New Code	Old Code	
GREY	1010102	1082	1010202	0832	20
CREAM	1010103	1083			20
BLACK	1010104	1084			20
BLUE	1010105	1085	1010203	0835	20
BROWN	1010106	1086			20
RED	1010107	1087			20
YELLOW	1010108	1088			20
GREEN	1010109	1089			20

ACCESSORIES

	New Code	Old Code	See Page
Stopper	1060002	1202	Pg. 34-35
	1060005	1212	
	1060014	1222	
Group Sticker	1060024	1232	

MARKING

	New Code	Old Code	See Page
Dekafix	1060194	4442	Pg. 175 - 179
	-	9540	
	-	9770	


MRK 95
 New Code: 1010112
 Old Code: 1092


Dimension (mm)	A	B	C	D	E
	75	88	34,5	83	23,8

MATERIAL

Body	PA6.6	Temp.	-40 °C, +140 °C
Bridge	Copper	Cable Strip L.	20 mm
Contact	DKP	Torque	6,0 Nm
Screw	Steel		

DATA	TSE / CE
Voltage	1000 V
Current	232 A
Section	95 mm ²
Norm	EN-60947-7-1

COLOURS

COLOUR	V2	V2	V0	V0	Pcs.
	New Code	Old Code	New Code	Old Code	
GREY	1010112	1092	1010204	0842	10
CREAM	1010113	1093			10
BLACK	1010114	1094			10
BLUE	1010115	1095	1010205	0845	10
BROWN	1010116	1096			10
RED	1010117	1097			10
YELLOW	1010118	1098			10
GREEN	1010119	1099			10

ACCESSORIES

	New Code	Old Code	See Page
Stopper	1060002	1202	Pg. 34-35
	1060005	1212	
	1060014	1222	
Group Sticker	1060024	1232	

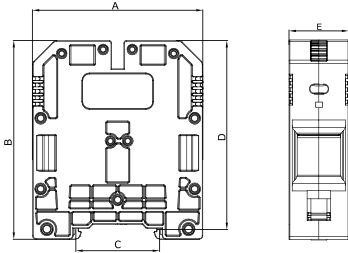
MARKING

	New Code	Old Code	See Page
Dekafix	1060194	4442	Pg. 175 - 179
	-	9540	
	-	9770	

MRK SERIES SCREW CONNECTION RAIL TERMINAL BLOCKS



MRK 120
New Code: 1010122
Old Code: 1102



Dimension (mm)	A	B	C	D	E
	75	88	34,5	83	26

MATERIAL

Body	PA6.6	Temp.	-40 °C, +140 °C
Bridge	Copper	Cable Strip L.	20 mm
Contact	DKP	Torque	6,0 Nm
Screw	Steel		

DATA	TSE / CE
Voltage	1000 V
Current	269 A
Section	120 mm ²
Norm	EN-60947-7-1

COLOURS

COLOUR	V2	V2	V0	V0	Pcs.
	New Code	Old Code	New Code	Old Code	
GREY	1010122	1102	1010206	0852	10
CREAM	1010123	1103			10
BLACK	1010124	1104			10
BLUE	1010125	1105			10
BROWN	1010126	1106			10
RED	1010127	1107			10
YELLOW	1010128	1108			10
GREEN	1010129	1109			10

ACCESSORIES

	New Code	Old Code	See Page
Stopper	1060002	1202	Pg. 34-35
	1060005	1212	
	1060014	1222	
Group Sticker	1060024	1232	

MARKING

	New Code	Old Code	See Page
Dekafix	1060194	4442	Pg. 175 - 179
	-	9540	
	-	9770	

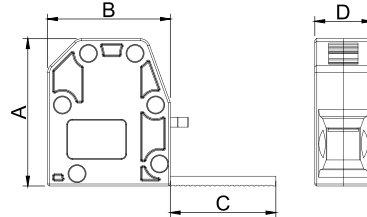
MRK SERIES TRANSFER CONNECTORS



MRK
New Code: 1060068
Old Code: 1175



MRK
New Code: 1060056
Old Code: 1162



Dimension (mm)	New Code	Code	A	B	C	D
	1060056	1162	30	25	18	11,5
	1060065	1175	30	25	23	11,5

MATERIAL

Body	PA6.6	Temp.	-40 °C, +140 °C
Bridge	Copper	Cable Strip L.	18 mm
Contact	CK45 Steel	Torque	2,0 Nm
Screw	Steel		

DATA	TSE / CE
Voltage	750 V
Current	76 A
Section	16 mm ²
Norm	EN-60947-7-1

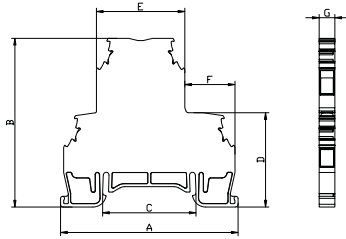
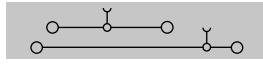
COLOURS

COLOUR	35 - 50 mm ²		70 - 90 - 120 mm ²		Pcs.
	New Code	Old Code	New Code	Old Code	
GREY	1060056	1162	1060065	1172	100
CREAM	1060057	1163	1060066	1173	100
BLACK	1060058	1164	1060067	1174	100
BLUE	1060059	1165	1060068	1175	100
BROWN	1060060	1166	1060069	1176	100
RED	1060061	1167	1060070	1177	100
YELLOW	1060062	1168	1060071	1178	100
GREEN	1060063	1169	1060072	1179	100

MARKING

	New Code	Old Code	See Page
Dekafix	1060194	4442	Pg. 175 - 179
	-	9540	
	-	9770	

MRK SERIES DOUBLE LEVEL SCREW CONNECTION RAIL TERMINAL BLOCKS

MRK-C 2,5
New Code: 1010332
 Old Code: 1612


* MONOBLOCK *

Dimension (mm)	A	B	C	D	E	F	G
	66,3	63	34,5	35,2	33	18,75	5,8

MATERIAL

Body	PA6.6	Temp.	-40 °C, +140 °C
Bridge	Copper	Cable Strip L.	9 mm
Contact	CK45 Steel	Torque	0,4 Nm
Screw	Steel		

DATA	TSE / CE	UL
Voltage	750 V	600 V
Current	24 A	24A
Section	2,5 mm ²	12 AWG
Norm	EN-60947-7-1	UL 1059

COLOURS

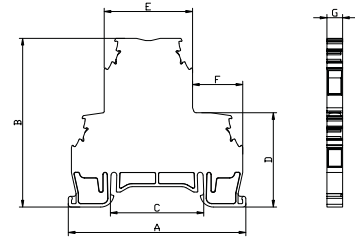
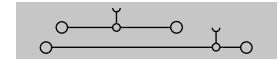
COLOUR	V2	V2	V0	V0	Pcs.
	New Code	Old Code	New Code	Old Code	
GREY	1010332	1612	1010411	0732	50
CREAM	1010333	1613			50
BLACK	1010334	1614			50
BLUE	1010335	1615			50
BROWN	1010336	1616			50
RED	1010337	1617			50
YELLOW	1010338	1618			50
GREEN	1010339	1619			50

ACCESSORIES

Cross Connection	New Code	Old Code	Section	Pcs.	See Page
	1060106	1925	2,5 / 2	100	Pg. 36
	1060107	1926	2,5 / 3	100	
	1060108	1927	2,5 / 4	75	
	1060109	1928	2,5 / 10	30	
	1060110	1929	2,5 / 20	20	
Stopper	1060002	1202		100	Pg. 34-35
	1060005	1212		100	
	1060014	1222		100	
Group Sticker	1060024	1232		100	

MARKING

	New Code	Old Code	See Page
Dekafix	1060192	4440	Pg. 175 - 179
	1060194	4442	
	-	9540	
	-	9770	
Roll Label	-	8943-S11	


MRK-C 4
New Code: 1010368
 Old Code: 1652


* MONOBLOCK *

Dimension (mm)	A	B	C	D	E	F	G
	66,3	63	34,5	35,2	33	18,75	6,6

MATERIAL

Body	PA6.6	Temp.	-40 °C, +140 °C
Bridge	Copper	Cable Strip L.	9 mm
Contact	CK45 Steel	Torque	0,5 Nm
Screw	Steel		

DATA	TSE / CE	UL
Voltage	750 V	600 V
Current	32 A	32
Section	4 mm ²	10 AWG
Norm	EN-60947-7-1	UL 1059

COLOURS

COLOUR	V2	V2	V0	V0	Pcs.
	New Code	Old Code	New Code	Old Code	
GREY	1010368	1652	1010410	0722	50
CREAM	1010369	1653			50
BLACK	1010370	1654			50
BLUE	1010371	1655			50
BROWN	1010372	1656			50
RED	1010373	1657			50
YELLOW	1010374	1658			50
GREEN	1010375	1659			50

ACCESSORIES

Cross Connection	New Code	Old Code	Section	Pcs.	See Page
	1060111	1930	4 / 2	100	Pg. 36
	1060112	1931	4 / 3	100	
	1060113	1932	4 / 4	50	
	1060114	1933	4 / 10	30	
	1060115	1934	4 / 20	20	
Stopper	1060002	1202		100	Pg. 34-35
	1060005	1212		100	
	1060014	1222		100	
Group Sticker	1060024	1232		100	

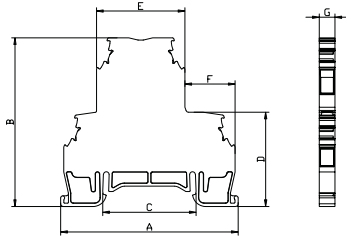
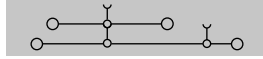
MARKING

	New Code	Old Code	See Page
Dekafix	1060196	4390	Pg. 175 - 179
	1060194	4442	
	-	9540	
	-	9770	
Roll Label	-	8943-S11	

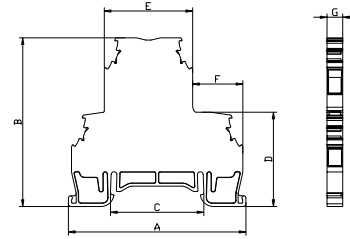
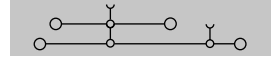
MRK SERIES DOUBLE LEVEL SCREW CONNECTION BRIDGED RAIL TERMINAL BLOCKS



MRK-C2,5
New Code: 1010341
Old Code: 1622
Bridged



MRK-C4
New Code: 1010377
Old Code: 1662
Bridged



MONOBLOCK

MONOBLOCK

Dimension (mm)	A	B	C	D	E	F	G
	66,3	63	34,5	35,2	33	18,75	5,8

Dimension (mm)	A	B	C	D	E	F	G
	66,3	63	34,5	35,2	33	18,75	6,6

MATERIAL			
Body	PA6.6	Temp.	-40 °C, +140 °C
Bridge	Copper	Cable Strip L.	9 mm
Contact	CK45 Steel	Torque	0,4 Nm
Screw	Steel		

MATERIAL			
Body	PA6.6	Temp.	-40 °C, +140 °C
Bridge	Copper	Cable Strip L.	9 mm
Contact	CK45 Steel	Torque	0,5 Nm
Screw	Steel		

DATA	TSE / CE	UL
Voltage	750 V	600 V
Current	24 A	24 A
Section	2,5 mm ²	12 AWG
Norm	EN-60947-7-1	UL 1059

DATA	TSE / CE	UL
Voltage	750 V	600 V
Current	32 A	32 A
Section	4 mm ²	10 AWG
Norm	EN-60947-7-1	UL 1059

COLOURS					
	V2	V2	V0	V0	
COLOUR	New Code	Old Code	New Code	Old Code	Pcs.
GREY	1010341	1622	1010407	0482	50
CREAM	1010342	1623			50
BLACK	1010343	1624			50
BLUE	1010344	1625			50
BROWN	1010345	1626			50
RED	1010346	1627			50
YELLOW	1010347	1628			50
GREEN	1010348	1629			50

COLOURS					
	V2	V2	V0	V0	
COLOUR	New Code	Old Code	New Code	Old Code	Pcs.
GREY	1010377	1662	1010408	0492	50
CREAM	1010378	1663			50
BLACK	1010379	1664			50
BLUE	1010380	1665			50
BROWN	1010381	1666			50
RED	1010382	1667			50
YELLOW	1010383	1668			50
GREEN	1010384	1669			50

ACCESSORIES					
Cross Connection	New Code	Old Code	Section	Pcs.	See Page
	1060106	1925	2,5 / 2	100	Pg. 36
	1060107	1926	2,5 / 3	100	
	1060108	1927	2,5 / 4	75	
	1060109	1928	2,5 / 10	30	
	1060110	1929	2,5 / 20	20	
Stopper	1060002	1202		100	Pg. 34-35
	1060005	1212		100	
	1060014	1222		100	
Group Sticker	1060024	1232		100	

ACCESSORIES					
Cross Connection	New Code	Old Code	Section	Pcs.	See Page
	1060111	1930	4 / 2	100	Pg. 36
	1060112	1931	4 / 3	100	
	1060113	1932	4 / 4	50	
	1060114	1933	4 / 10	30	
	1060115	1934	4 / 20	20	
Stopper	1060002	1202		100	Pg. 34-35
	1060005	1212		100	
	1060014	1222		100	
Group Sticker	1060024	1232		100	

MARKING			
	New Code	Old Code	See Page
Dekafix	1060192	4440	Pg. 175 - 179
	1060194	4442	
	-	9540	
	-	9770	
Roll Label	-	8943-S11	

MARKING			
	New Code	Old Code	See Page
Dekafix	1060190	4390	Pg. 175 - 179
	1060194	4442	
	-	9540	
	-	9770	
Roll Label	-	8943-S11	

MRK SERIES DOUBLE LEVEL SCREW CONNECTION RAIL TERMINAL BLOCKS (WITH DIODE)

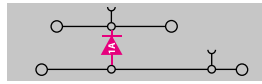


MRK-C 2,5

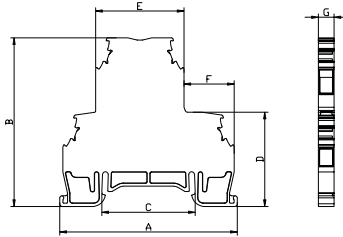
New Code: 1010350

Old Code: 1632

Diode



Please Specify The Diode Direction!



★ MONOBLOCK ★

Dimension (mm)	A	B	C	D	E	F	G
	66,3	63	34,5	35,2	33	18,75	5,8

MATERIAL

Body	PA6.6	Temp.	-40 °C, +140 °C
Bridge	Copper	Cable Strip L.	9 mm
Contact	CK45 Steel	Torque	0,4 Nm
Screw	Steel		

DATA	TSE / CE	UL
Voltage	750 V	600 V
Current		
Section	2,5 mm ²	12 AWG
Norm	EN-60947-7-1	UL 1059

COLOURS

COLOUR	V2		V0		Pcs.
	New Code	Old Code	New Code	Old Code	
GREY	1010350	1632	1010406	0402	50
CREAM	1010351	1633			50
BLACK	1010352	1634			50
BLUE	1010353	1635			50
BROWN	1010354	1636			50
RED	1010355	1637			50
YELLOW	1010356	1638			50
GREEN	1010357	1639			50

ACCESSORIES

Cross Connection	New Code	Old Code	Section	Pcs.	See Page
	1060106	1925	2,5 / 2	100	Pg. 36
	1060107	1926	2,5 / 3	100	
	1060108	1927	2,5 / 4	75	
	1060109	1928	2,5 / 10	30	
	1060110	1929	2,5 / 20	20	
Stopper	1060002	1202		100	Pg. 34-35
	1060005	1212		100	
	1060014	1222		100	
Group Sticker	1060024	1232		100	

MARKING

Dekafix	New Code	Old Code	See Page
	1060192	4440	Pg. 175 - 179
	1060194	4442	
	-	9540	
-	9770		
Roll Label	-	8943-S11	

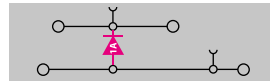


MRK-C 4

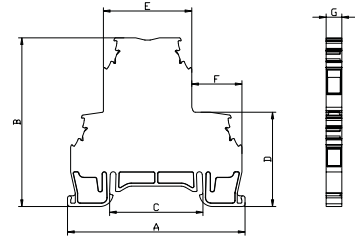
New Code: 1010386

Old Code: 1672

Diode



Please Specify The Diode Direction!



★ MONOBLOCK ★

Dimension (mm)	A	B	C	D	E	F	G
	66,3	63	34,5	35,2	33	18,75	6,6

MATERIAL

Body	PA6.6	Temp.	-40 °C, +140 °C
Bridge	Copper	Cable Strip L.	9 mm
Contact	CK45 Steel	Torque	0,5 Nm
Screw	Steel		

DATA	TSE / CE	UL
Voltage	750 V	600 V
Current		
Section	4 mm ²	10 AWG
Norm	EN-60947-7-1	UL 1059

COLOURS

COLOUR	V2		V0		Pcs.
	New Code	Old Code	New Code	Old Code	
GREY	1010386	1672	1010405	0392	50
CREAM	1010387	1673			50
BLACK	1010388	1674			50
BLUE	1010389	1675			50
BROWN	1010390	1676			50
RED	1010391	1677			50
YELLOW	1010392	1678			50
GREEN	1010393	1679			50

ACCESSORIES

Cross Connection	New Code	Old Code	Section	Pcs.	See Page
	1060111	1930	4 / 2	100	Pg. 36
	1060112	1931	4 / 3	100	
	1060113	1932	4 / 4	50	
	1060114	1933	4 / 10	30	
	1060115	1934	4 / 20	20	
Stopper	1060002	1202		100	Pg. 34-35
	1060005	1212		100	
	1060014	1222		100	
Group Sticker	1060024	1232		100	

MARKING

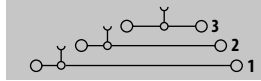
Dekafix	New Code	Old Code	See Page
	1060190	4390	Pg. 175 - 179
	1060194	4442	
	-	9540	
-	9770		
Roll Label	-	8943-S11	

MRK SERIES TRIPLE LEVEL SCREW CONNECTION RAIL TERMINAL BLOCKS



MRK-3K 2,5

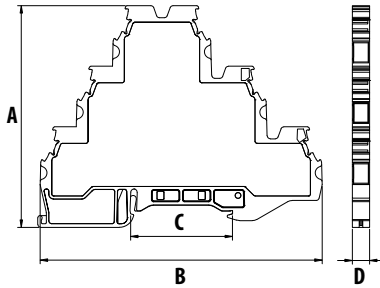
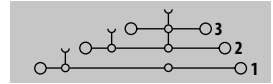
Code: 1010425



MRK-3K 2,5

Code: 1010443

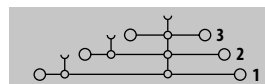
Level 2 + 3 Bridged



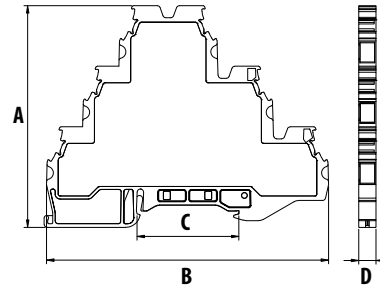
MRK-3K 2,5

Code: 1010434

Bridged



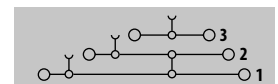
* MONOBLOCK *



MRK-3K 2,5

Code: 1010452

Level 1 + 2 Bridged



* MONOBLOCK *

Dimension (mm)	A	B	C	D
	75	94,5	34,5	5,85

MATERIAL

Body	PA6.6	Temp.	-40 °C, +140 °C
Bridge	Copper	Cable Strip L.	9 mm
Contact	CK45 Steel	Torque	0,4 Nm
Screw	Steel		

DATA	TSE / CE
Voltage	750 V
Current	24 A
Section	2,5 mm ²
Norm	EN-60947-7-1

COLOUR	COLOURS		BRIDGED COLOURS		Pcs.
	V2 Code	V0 Code	V2 Code	V0 Code	
GREY	1010425	1010479	1010434	1010488	50
CREAM	1010426	1010480	1010435	1010489	50
BLACK	1010427	1010481	1010436	1010490	50
BLUE	1010428	1010482	1010437	1010491	50
BROWN	1010429	1010483	1010438	1010492	50
RED	1010430	1010484	1010439	1010493	50
YELLOW	1010431	1010485	1010440	1010494	50
GREEN	1010432	1010486	1010441	1010495	50

ACCESSORIES

Cross Connection	Code	Section	Pcs.	See Page
	1060206	2,5 / 2	100	Pg. 36
	1060207	2,5 / 3	100	
	1060208	2,5 / 4	75	
	1060209	2,5 / 10	30	
	1060210	2,5 / 20	20	
Stopper	1060002		100	Pg. 34-35
	1060005		100	
	1060014		100	
Group Sticker	1060024		100	

MARKING

	New Code	Old Code	See Page
Dekafix	1060192	4440	Pg. 175 - 179
	1060194	4442	
	-	9540	
	-	9770	
Roll Label	-	8943-S11	

Dimension (mm)	A	B	C	D
	75	94,5	34,5	5,85

MATERIAL

Body	PA6.6	Temp.	-40 °C, +140 °C
Bridge	Copper	Cable Strip L.	9 mm
Contact	CK45 Steel	Torque	0,4 Nm
Screw	Steel		

DATA	TSE / CE
Voltage	750 V
Current	24 A
Section	2,5 mm ²
Norm	EN-60947-7-1

COLOUR	LEVEL 2+3 BRIDGED COLOURS		LEVEL 1+2 BRIDGED COLOURS		Pcs.
	V2 Code	V0 Code	V2 Code	V0 Code	
GREY	1010443	1010497	1010452	1010506	50
CREAM	1010444	1010498	1010453	1010507	50
BLACK	1010445	1010499	1010454	1010508	50
BLUE	1010446	1010500	1010455	1010509	50
BROWN	1010447	1010501	1010456	1010510	50
RED	1010448	1010502	1010457	1010511	50
YELLOW	1010449	1010503	1010458	1010512	50
GREEN	1010450	1010504	1010459	1010513	50

ACCESSORIES

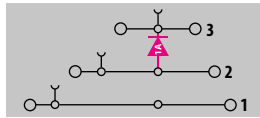
Cross Connection	Code	Section	Pcs.	See Page
	1060206	2,5 / 2	100	Pg. 36
	1060207	2,5 / 3	100	
	1060208	2,5 / 4	75	
	1060209	2,5 / 10	30	
	1060210	2,5 / 20	20	
Stopper	1060002		100	Pg. 34-35
	1060005		100	
	1060014		100	
Group Sticker	1060024		100	

MARKING

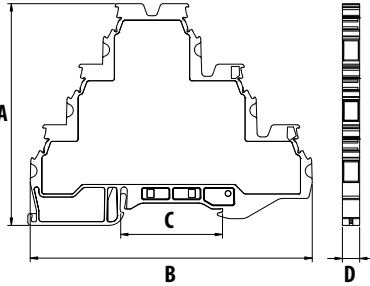
	New Code	Old Code	See Page
Dekafix	1060192	4440	Pg. 175 - 179
	1060194	4442	
	-	9540	
	-	9770	
Roll Label	-	8943-S11	

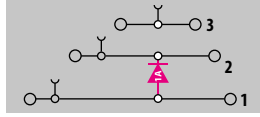
MRK SERIES TRIPLE LEVEL SCREW CONNECTION RAIL TERMINAL BLOCKS

MRK-3K 2,5

 Code: 1010461
 Level 2 + 3 Diode


Please Specify The Diode Direction!


MRK-3K 2,5

 Code: 1010470
 Level 1 + 2 Diode


Please Specify The Diode Direction!

* MONOBLOCK *

Dimension (mm)	A	B	C	D
	75	94,5	34,5	5,85

MATERIAL

Body	PA6.6	Temp.	-40 °C, +140 °C
Bridge	Copper	Cable Strip L.	9 mm
Contact	CK45 Steel	Torque	0,4 Nm
Screw	Steel		

DATA	TSE / CE
Voltage	750 V
Current	
Section	2,5 mm ²
Norm	EN-60947-7-1

COLOUR	2+3 DIODE COLOURS		1+2 DIODE COLOURS		Pcs.
	V2 Code	V0 Code	V2 Code	V0 Code	
GREY	1010461	1010515	1010470	1010524	50
CREAM	1010462	1010516	1010471	1010525	50
BLACK	1010463	1010517	1010472	1010526	50
BLUE	1010464	1010518	1010473	1010527	50
BROWN	1010465	1010519	1010474	1010528	50
RED	1010466	1010520	1010475	1010529	50
YELLOW	1010467	1010521	1010476	1010530	50
GREEN	1010468	1010522	1010477	1010531	50

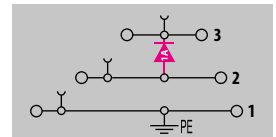
ACCESSORIES

Cross Connection	Code	Section	Pcs.	See Page
	1060206	2,5 / 2	100	Pg. 36
	1060207	2,5 / 3	100	
	1060208	2,5 / 4	75	
	1060209	2,5 / 10	30	
	1060210	2,5 / 20	20	
Stopper	1060002		100	Pg. 34-35
	1060005		100	
	1060014		100	
Group Sticker	1060024		100	

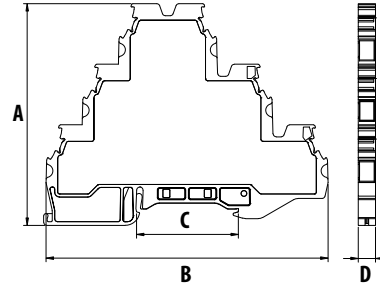
MARKING

	New Code	Old Code	See Page
Dekafix	1060192	4440	Pg. 175 - 179
	1060194	4442	
	-	9540	
	-	9770	
Roll Label	-	8943-S11	


MRK-3K 2,5

 Code: 1010418
 Level 2 + 3 Diode - Earth


Please Specify The Diode Direction!



Dimension (mm)	A	B	C	D
	75	94,5	34,5	5,85

MATERIAL

Body	PA6.6	Temp.	-40 °C, +140 °C
Bridge	Copper	Cable Strip L.	9 mm
Contact	CK45 Steel	Torque	0,4 Nm
Screw	Steel		
The Foot Which Contact to the Rail	Brass		

DATA	TSE / CE
Voltage	750 V
Current	
Section	2,5 mm ²
Norm	EN-60947-7-1

COLOUR	COLOURS		Pcs.
	V2 Code	V0 Code	
GREY	1010418	1010423	50

ACCESSORIES

Cross Connection	Code	Section	Pcs.	See Page
	1060206	2,5 / 2	100	Pg. 36
	1060207	2,5 / 3	100	
	1060208	2,5 / 4	75	
	1060209	2,5 / 10	30	
	1060210	2,5 / 20	20	
Stopper	1060002		100	Pg. 34-35
	1060005		100	
	1060014		100	
Group Sticker	1060024		100	

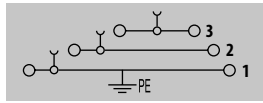
MARKING

	New Code	Old Code	See Page
Dekafix	1060192	4440	Pg. 175 - 179
	1060194	4442	
	-	9540	
	-	9770	
Roll Label	-	8943-S11	

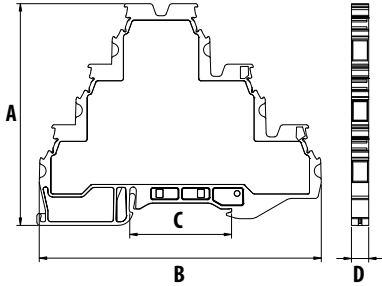
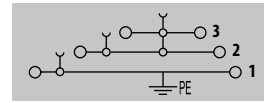
MRK SERIES TRIPLE LEVEL SCREW CONNECTION RAIL TERMINAL BLOCKS



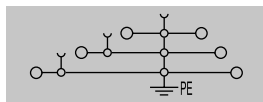
MRK-3K 2,5
Code: 1010414
Earth



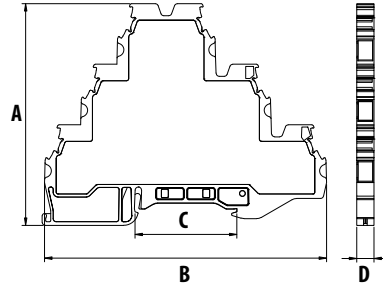
MRK-3K 2,5
Code: 1010416
Level 2 + 3 Bridged - Earth



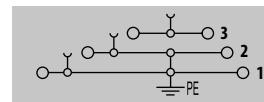
MRK-3K 2,5
Code: 1010415
Bridged - Earth



* MONOBLOCK *



MRK-3K 2,5
Code: 1010417
Level 1 + 2 Bridged - Earth



* MONOBLOCK *

Dimension (mm)	A	B	C	D
	75	94,5	34,5	5,85

MATERIAL			
Body	PA6.6	Temp.	-40 °C, +140 °C
Bridge	Copper	Cable Strip L.	9 mm
Contact	CK45 Steel	Torque	0,4 Nm
Screw	Steel		
The Foot Which Contact to the Rail	Brass		

DATA	TSE / CE
Voltage	750 V
Current	24 A
Section	2,5 mm ²
Norm	EN-60947-7-1

EARTH COLOURS	V2		V0		Pcs.
	Code	Code	Code	Code	
GREY	1010414	1010419	1010415	1010420	50

ACCESSORIES				
Cross Connection	Code	Section	Pcs.	See Page
	1060206	2,5 / 2	100	Pg. 36
	1060207	2,5 / 3	100	
	1060208	2,5 / 4	75	
	1060209	2,5 / 10	30	
	1060210	2,5 / 20	20	
Stopper	1060002		100	Pg. 34-35
	1060005		100	
	1060014		100	
Group Sticker	1060024		100	

MARKING			
	New Code	Old Code	See Page
Dekafix	1060192	4440	Pg. 175 - 179
	1060194	4442	
	-	9540	
	-	9770	
Roll Label	-	8943-S11	

Dimension (mm)	A	B	C	D
	75	94,5	34,5	5,85

MATERIAL			
Body	PA6.6	Temp.	-40 °C, +140 °C
Bridge	Copper	Cable Strip L.	9 mm
Contact	CK45 Steel	Torque	0,4 Nm
Screw	Steel		
The Foot Which Contact to the Rail	Brass		

DATA	TSE / CE
Voltage	750 V
Current	24 A
Section	2,5 mm ²
Norm	EN-60947-7-1

LEVEL 2+3 BRID. - EARTH COLOURS	V2		V0		Pcs.
	Code	Code	Code	Code	
GREY	1010416	1010421	1010417	1010422	50

ACCESSORIES				
Cross Connection	Code	Section	Pcs.	See Page
	1060206	2,5 / 2	100	Pg. 36
	1060207	2,5 / 3	100	
	1060208	2,5 / 4	75	
	1060209	2,5 / 10	30	
	1060210	2,5 / 20	20	
Stopper	1060002		100	Pg. 34-35
	1060005		100	
	1060014		100	
Group Sticker	1060024		100	

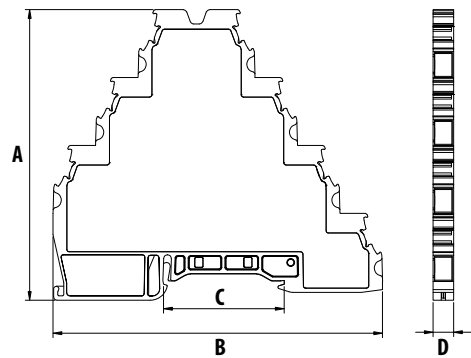
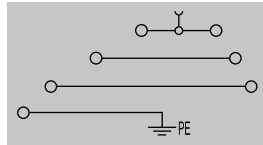
MARKING			
	New Code	Old Code	See Page
Dekafix	1060192	4440	Pg. 175 - 179
	1060194	4442	
	-	9540	
	-	9770	
Roll Label	-	8943-S11	



MRK SERIES SCREW CONNECTION MOTOR RAIL TERMINAL BLOCKS



MRK-MT 2,5
Code: 1010412
3 Levels + Earth



* MONOBLOCK *

Dimension (mm)	A	B	C	D
	93	94,1	34,5	5,85

MATERIAL

Body	PA6.6	Temp.	-40 °C, +140 °C
Bridge	Copper	Cable Strip L.	9 mm
Contact	CK45 Steel	Torque	0,4 Nm
Screw	Steel		
The Foot Which Contact to the Rail	Brass		

DATA	TSE / CE		
Voltage	750 V		
Current	24 A		
Section	2,5 mm ²		
Norm	EN-60947-7-1		

COLOURS

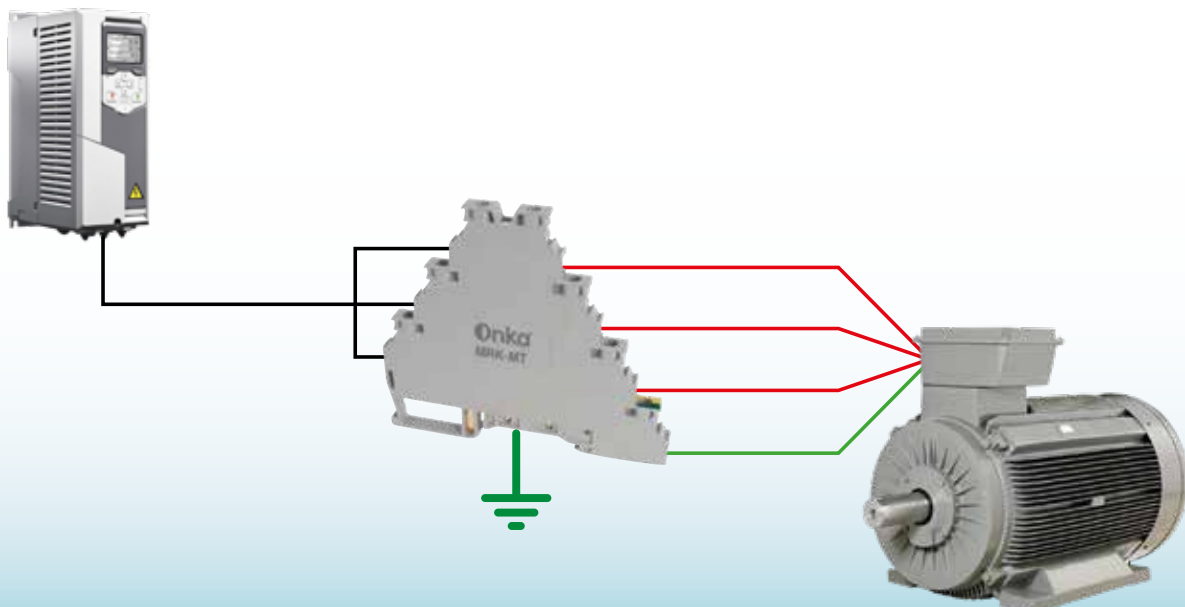
	V2	V0	
COLOUR	Code	Code	Pcs.
GREY	1010412	1010413	50

ACCESSORIES

Cross Connection	Code	Section	Pcs.	See Page
	1060206	2,5 / 2	100	Pg. 36
	1060207	2,5 / 3	100	
	1060208	2,5 / 4	75	
	1060209	2,5 / 10	30	
	1060210	2,5 / 20	20	
Stopper	1060002		100	Pg. 34-35
	1060005		100	
	1060014		100	
Group Sticker	1060024		100	

MARKING

	New Code	Old Code	See Page
Dekafix	1060192	4440	Pg. 175 - 179
	1060194	4442	
	-	9540	
	-	9770	
Roll Label	-	8943-S11	

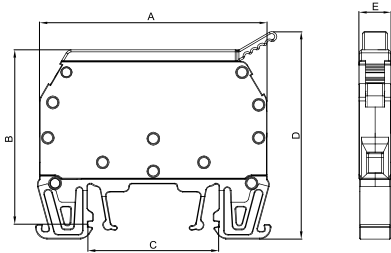
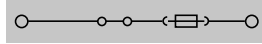


MRK SERIES SCREW CONNECTION FUSED RAIL TERMINAL BLOCKS

MRK SERIES SCREW CONNECTION KNIFE DISCONNECT TERMINAL BLOCK



MRK-S6
New Code 1010241
Old Code 1322



Dimension (mm)	A	B	C	D	E
	60	47	34,5	54,6	8,8

MATERIAL

Body	PA6.6	Temp.	-40 °C, +140 °C
Bridge	Copper	Cable Strip L.	10 mm
Contact	CK45 Steel	Torque	0,8 Nm
Screw	Steel		

DATA	TSE / CE	UL
Voltage	750 V	600 V
Current	6,3 A	6,3 A
Section	6 mm ²	8 AWG
Norm	EN-60947-7-3	UL 1059

COLOURS

COLOUR	New Code	Old Code	Pcs.
GREY	1010241	1322	100

ACCESSORIES

Types	New Code	Old Code	Pcs.	See Page
With Busbar	1010250	1332	100	-
12 V AC/DC Led	1010259	1342	100	-
24 V AC/DC Led	1010268	1352	100	-
48 V AC/DC Led	1010286	1372	100	-
110 V AC/DC Led	1010304	1392	100	-
220 V AC/DC Led	1010313	1402	100	-
Stopper	1060002	1202	100	Pg. 34-35
	1060005	1212	100	
	1060014	1222	100	
Group Sticker	1060024	1232	100	
Glass Fuse	WE-FS-52	-	100	-



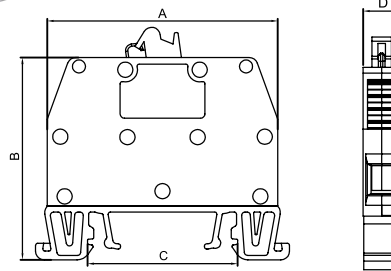

5x20 mm Glass Fuse
(0.2.....10A Please inform amp.)

MARKING

	New Code	Old Code	See Page
Dekafix	1060188	2630	Pg. 175 - 179
	1060194	4442	
	-	9540	
	-	9770	



MRK TEST - 6
New Code 1010238
Old Code 1316



Dimension (mm)	A	B	C	D
	52,8	46,5	34,5	8,5

MATERIAL

Body	PA6.6	Temp.	-40 °C, +140 °C
Bridge	Copper	Cable Strip L.	12 mm
Contact	CK45 Steel	Torque	0,8 Nm
Screw	Brass		

DATA	TSE / CE	UL
Voltage	750 V	600 V
Current	41 A	41 A
Section	6 mm ²	8 AWG
Norm	EN-60947-7-1	UL 1059

COLOURS

COLOUR	New Code	Old Code	Pcs.
GREY	1010238	1316	100

ACCESSORIES

	New Code	Old Code	See Page
Stopper	1060002	1202	Pg. 34-35
	1060005	1212	
	1060014	1222	
Group Sticker	1060024	1232	

MARKING

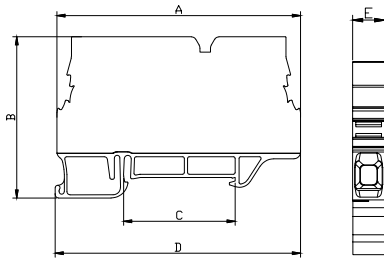
	New Code	Old Code	See Page
Dekafix	1060188	2630	Pg. 175 - 179
	1060194	4442	
	-	9540	
	-	9770	



MRK NEW SERIES TEST DISCONNECT TERMINAL BLOCKS



MRK TEST - 6
Without Test Socket
New Code: 1010217
Old Code: 1285



Dimension (mm)	A	B	C	D	E
	75,5	50	34,5	76	8,1

MATERIAL

Body	PA6.6	Temp.	-40 °C, +140 °C
Bridge	Copper	Cable Strip L.	12 mm
Contact	CK45 Steel	Torque	0,8 Nm
Screw	Steel		

DATA	TSE / CE
Voltage	750 V
Current	41 A
Section	6 mm ²
Norm	EN-60947-7-1

COLOURS

COLOUR	New Code	Old Code	Pcs.
GREY	1010217	1285	50
CREAM	1010211	1278	50

ACCESSORIES

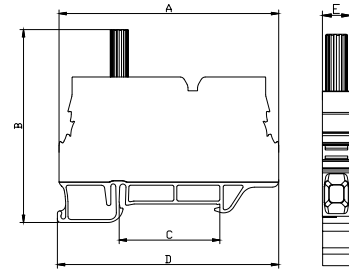
Cross Connection	New Code	Old Code	Section	Pcs.	See Page
	1060116	1935	6 / 2	100	Pg. 36
	1060117	1936	6 / 3	50	
	1060118	1937	6 / 4	50	
	1060119	1938	6 / 10	15	
	1060120	1939	6 / 20	10	
Stopper	1060002	1202		100	Pg. 34-35
	1060005	1212		100	
	1060014	1222		100	
Group Sticker	1060024	1232		100	

MARKING

	New Code	Old Code	See Page
Dekafix	1060188	2630	Pg. 175 - 179
	1060194	4442	
	-	9540	
	-	9770	
Roll Label	-	8943-S11	



MRK TEST - 6
Single Test Socket
New Code: 1010213
Old Code: 1281



Dimension (mm)	A	B	C	D	E
	75,5	66,3	34,5	76	8,1

MATERIAL

Body	PA6.6	Temp.	-40 °C, +140 °C
Bridge	Copper	Cable Strip L.	12 mm
Contact	CK45 Steel	Torque	0,8 Nm
Screw	Steel		

DATA	TSE / CE
Voltage	750 V
Current	41 A
Section	6 mm ²
Norm	EN-60947-7-1

COLOURS

COLOUR	New Code	Old Code	Pcs.
GREY	1010213	1281	50

ACCESSORIES


Cross Connection	New Code	Old Code	Section	Pcs.	See Page
	1060116	1935	6 / 2	100	Pg. 36
	1060117	1936	6 / 3	50	
	1060118	1937	6 / 4	50	
	1060119	1938	6 / 10	15	
	1060120	1939	6 / 20	10	
	1060147	1790	6 / 2	10	Pg. 26
	1060148	1971	6 / 3	10	
	1060149	1972	6 / 4	10	
	1060150	1973	6 / 6	10	
	1060151	1974	6 / 10	10	
Stopper	1060002	1202		100	Pg. 34-35
	1060005	1212		100	
	1060014	1222		100	
Group Sticker	1060024	1232		100	

MARKING

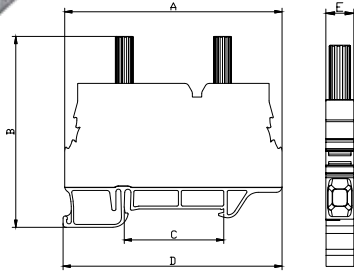
	New Code	Old Code	See Page
Dekafix	1060188	2630	Pg. 175 - 179
	1060194	4442	
	-	9540	
	-	9770	
Roll Label	-	8943-S11	

MRK NEW SERIES TEST DISCONNECT TERMINAL BLOCKS

MRK 6 TEST DISCONNECT TERMINAL BLOCK ACCESSORIES



MRK TEST - 6
Double Test Socket
New Code: 1010215
Old Code: 1283



Dimension (mm)	A	B	C	D	E
	75,5	66,3	34,5	76	8,1

MATERIAL

Body	PA6.6	Temp.	-40 °C, +140 °C
Bridge	Copper	Cable Strip L.	12 mm
Contact	CK45 Steel	Torque	0,8 Nm
Screw	Steel		

DATA	TSE / CE
Voltage	750 V
Current	41 A
Section	6 mm ²
Norm	EN-60947-7-1

COLOURS

COLOUR	New Code	Old Code	Pcs.
GREY	1010215	1283	50
CREAM	1010212	1279	50

ACCESSORIES

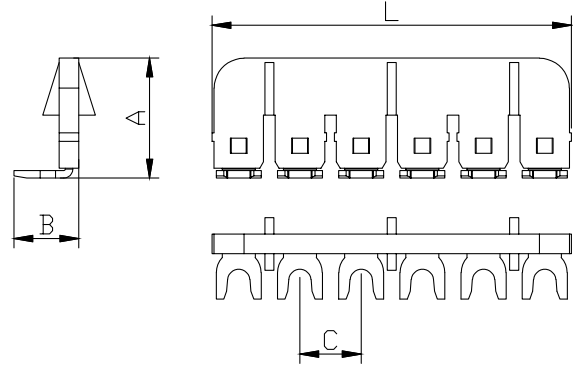
Cross Connection	New Code	Old Code	Section	Pcs.	See Page
	1060116	1935	6 / 2	100	Pg. 36
	1060117	1936	6 / 3	50	
	1060118	1937	6 / 4	50	
	1060119	1938	6 / 10	15	
	1060120	1939	6 / 20	10	
	1060120	1939	6 / 20	10	
	1060147	1790	6 / 2	10	Pg. 26
	1060148	1971	6 / 3	10	
	1060149	1972	6 / 4	10	
	1060150	1973	6 / 6	10	
	1060151	1974	6 / 10	10	
Stopper	1060002	1202		100	Pg. 34-35
	1060005	1212		100	
	1060014	1222		100	
Group Sticker	1060024	1232		100	

MARKING

	New Code	Old Code	See Page
Dekafix	1060188	2630	Pg. 175 - 179
	1060194	4442	
	-	9540	
	-	9770	
Roll Label	-	8943-S11	



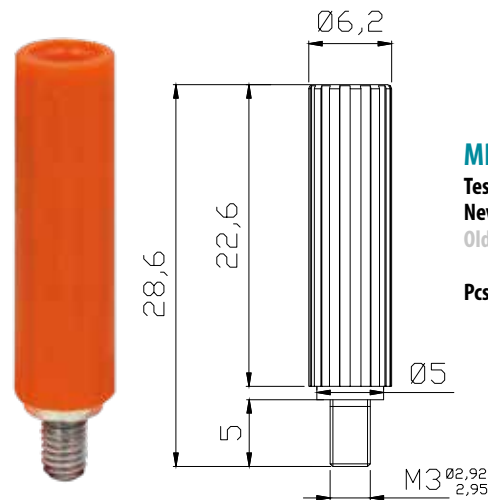
Upper Bridge for Test Sockets



NEW CODE	OLD CODE	TYPE	Dimensions (mm)				Pcs
			A	B	C	L	
1060147	1970	2 Poles	16	8,6	8,1	15,2	10
1060148	1971	3 Poles	16	8,6	8,1	23,4	10
1060149	1972	4 Poles	16	8,6	8,1	31,5	10
1060150	1973	6 Poles	16	8,6	8,1	47,8	10
1060151	1974	10 Poles	16	8,6	8,1	80,4	10

MATERIAL

Body	PA6.6
Bridge	Copper
Temp.	-40 °C, +140 °C



MRK TEST - 6
Test Socket
New Code: 1060073
Old Code: 1280

Pcs: 10


MATERIAL

Body	PA6.6
Bridge	Brass
Temp.	-40 °C, +140 °C

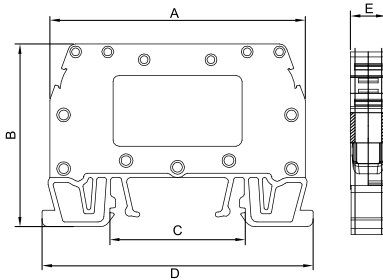
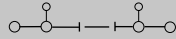


MRK SERIES TEST DISCONNECT TERMINAL BLOCKS

MRK SERIES TEST DISCONNECT TERMINAL BLOCKS



MRK TEST - 10
Without Test Socket
New Code: 1010236
Old Code: 1312



Dimension (mm)	A	B	C	D	E
	65	46,5	34,5	69	9,1

MATERIAL

Body	PA6.6	Temp.	-40 °C, +140 °C
Bridge	Copper	Cable Strip L.	12 mm
Contact	CK45 Steel	Torque	0,8 Nm
Screw	Steel		

DATA	TSE / CE	UL
Voltage	750 V	600 V
Current	57 A	50 A
Section	10 mm ²	8 AWG
Norm	EN-60947-7-1	UL 1059

COLOURS

COLOUR	New Code	Old Code	Pcs.
GREY	1010236	1312	75

ACCESSORIES

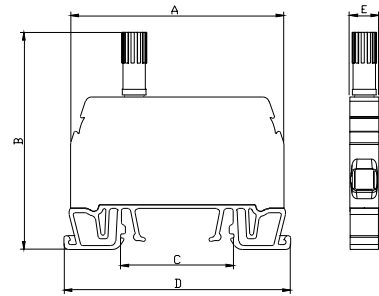
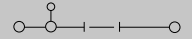
	New Code	Old Code	Pcs.	See Page
Upper Bridge 2 Poles	1060078	1303	50	Pg. 29
Upper Bridge 4 Poles	1060080	1318	50	
Upper Bridge 8 Poles	1060077	1302	50	
Testing Screw	1060081	1319	50	Pg. 34-35
Stopper	1060002	1202	100	
	1060005	1212	100	
	1060014	1222	100	
Group Sticker	1060024	1232	100	

MARKING

	New Code	Old Code	See Page
Dekafix	1060188	2630	Pg. 175 - 179
	1060194	4442	
	-	9540	
	-	9770	



MRK TEST - 10
Single Test Socket
New Code: 1010230
Old Code: 1306



Dimension (mm)	A	B	C	D	E
	65	66,1	34,5	69	9

MATERIAL

Body	PA6.6	Temp.	-40 °C, +140 °C
Bridge	Copper	Cable Strip L.	12 mm
Contact	CK45 Steel	Torque	0,8 Nm
Screw	Steel		

DATA	TSE / CE	UL
Voltage	750 V	600 V
Current	57 A	50 A
Section	10 mm ²	8 AWG
Norm	EN-60947-7-1	UL 1059

COLOURS

COLOUR	New Code	Old Code	Pcs.
GREY	1010230	1306	50

ACCESSORIES

	New Code	Old Code	Pcs.	See Page
Upper Bridge 2 Poles	1060078	1303	50	Pg. 29
Upper Bridge 4 Poles	1060080	1318	50	
Upper Bridge 8 Poles	1060077	1302	50	
Testing Screw	1060081	1319	50	Pg. 34-35
Stopper	1060002	1202	100	
	1060005	1212	100	
	1060014	1222	100	
Group Sticker	1060024	1232	100	

MARKING

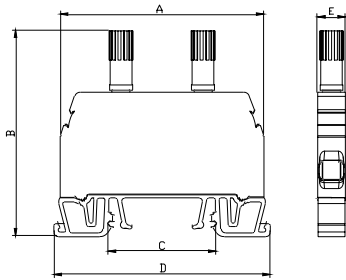

	New Code	Old Code	See Page
Dekafix	1060188	2630	Pg. 175 - 179
	1060194	4442	
	-	9540	
	-	9770	

MRK SERIES TEST DISCONNECT TERMINAL BLOCKS

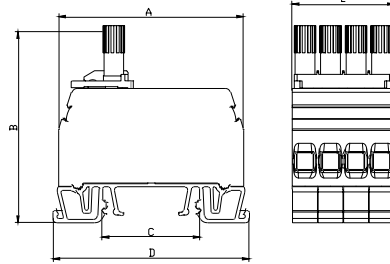
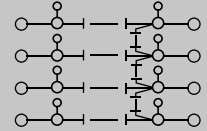
MRK SERIES TEST DISCONNECT TERMINAL SET



MRK TEST - 10
Double Test Socket
New Code: 1010232
Old Code: 1308



MRK TEST - 10
4 Poles Test Disconnect Set
New Code: 1010229
Old Code: 1305



Dimension (mm)	A	B	C	D	E
	65	66,1	34,5	69	9

MATERIAL			
Body	PA6.6	Temp.	-40 °C, +140 °C
Bridge	Copper	Cable Strip L.	12 mm
Contact	CK45 Steel	Torque	0,8 Nm
Screw	Steel		

DATA	TSE / CE	UL
Voltage	750 V	600 V
Current	57 A	50 A
Section	10 mm ²	8 AWG
Norm	EN-60947-7-1	UL 1059

COLOURS			
COLOUR	New Code	Old Code	Pcs.
GREY	1010232	1308	50

ACCESSORIES				
	New Code	Old Code	Pcs.	See Page
Upper Bridge 2 Poles	1060078	1303	50	Pg. 29
Upper Bridge 4 Poles	1060080	1318	50	
Upper Bridge 8 Poles	1060077	1302	50	
Testing Screw	1060081	1319	50	Pg. 34-35
Stopper	1060002	1202	100	
	1060005	1212	100	
	1060014	1222	100	
Group Sticker	1060024	1232	100	

MARKING			
	New Code	Old Code	See Page
Dekafix	1060188	2630	Pg. 175 - 179
	1060194	4442	
	-	9540	
	-	9770	

Dimension (mm)	A	B	C	D	E
	65	68,1	34,5	69	36

MATERIAL			
Body	PA6.6	Temp.	-40 °C, +140 °C
Bridge	Copper	Cable Strip L.	12 mm
Contact	CK45 Steel	Torque	0,8 Nm
Screw	Steel		



DATA	TSE / CE	UL
Voltage	750 V	600 V
Current	57 A	50 A
Section	10 mm ²	8 AWG
Norm	EN-60947-7-1	UL 1059

COLOURS			
COLOUR	New Code	Old Code	Pcs.
GREY	1010229	1305	50

ACCESSORIES				
	New Code	Old Code	Pcs.	See Page
Double Test	1010232	1308	50	Pg. 29
Upper Bridge 2 Poles	1060078	1303	50	
Upper Bridge 4 Poles	1060080	1318	50	
Upper Bridge 8 Poles	1060077	1302	50	
Testing Screw	1060081	1319	50	Pg. 34-35
Stopper	1060002	1202	100	
	1060005	1212	100	
	1060014	1222	100	
Group Sticker	1060024	1232	100	

MARKING			
	New Code	Old Code	See Page
Dekafix	1060188	2630	Pg. 175 - 179
	1060194	4442	
	-	9540	
	-	9770	

MRK 10 TEST DISCONNECT TERMINAL BLOCKS ACCESSORIES



Upper Bridge for Test Sockets, 2 Poles

New Code: 1060078

Old Code: 1303

Upper Bridge for Test Sockets, 4 Poles

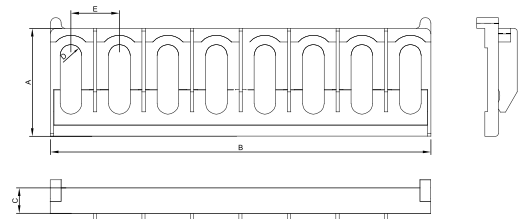
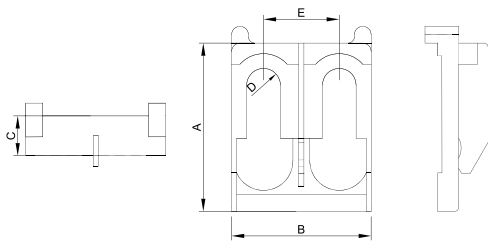
New Code: 1060080

Old Code: 1318

Upper Bridge for Test Sockets, 8 Poles

New Code: 1060077

Old Code: 1302

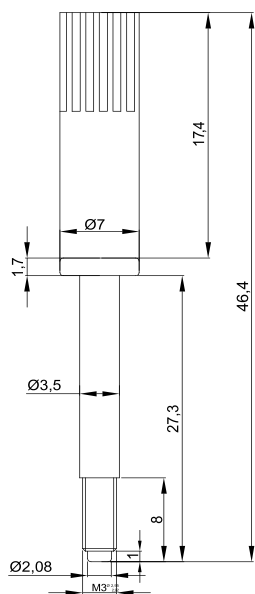


NEW CODE	OLD CODE	Dimensions (mm)				
		A	B	C	D	E
1060078	1303	22	22	4,7	4	9
1060080	1318	22	34,6	4,7	4	9

NEW CODE	OLD CODE	Dimensions (mm)				
		A	B	C	D	E
1060077	1302	22	71	4,7	4	9

MATERIAL	
Body	PA6.6
Temp.	-40 °C, +140 °C
Metal Leg	Copper

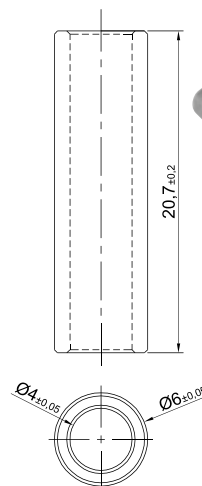
MATERIAL	
Body	PA6.6
Temp.	-40 °C, +140 °C
Metal Leg	Copper



Testing Screw

New Code: 1060081

Old Code: 1319



Explosive for Upper Bridge


New Code: 1060079

Old Code: 1304

MATERIAL	
Body	PA6.6
Temp.	-40 °C, +140 °C
Screw	Brass

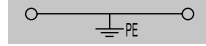
MATERIAL	
Body	Brass

MRK SERIES SCREW CONNECTION EARTH RAIL TERMINAL BLOCKS

**MTK 2,5**

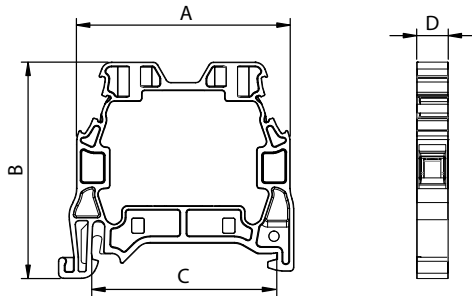
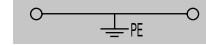
New Code: 1010219

Old Code: 1291

**MTK 4**

New Code: 1010220

Old Code: 1293



* MONOBLOCK *

Dimension (mm)	A	B	C	D
	40	41,3	34,5	5,9

MATERIAL

Body	PA6.6	Temp.	-40 °C, +140 °C
Bridge	Copper	Cable Strip L.	9 mm
Contact	CK45 Steel	Torque	0,4 Nm
Screw	Steel		
The Foot Which Contact to the Rail	Brass		

DATA	TSE / CE
Voltage	750 V
Section	2,5 mm ²
Norm	EN-60947-7-2

COLOURS

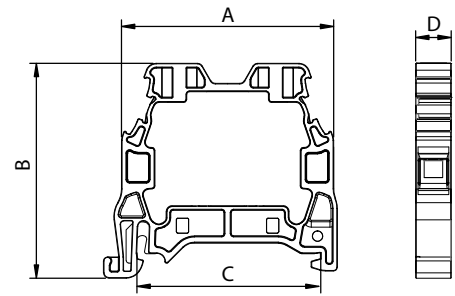
COLOUR	New Code	Old Code	Pcs.
CAMOUFLAGE	1010219	1291	100

ACCESSORIES

	New Code	Old Code	See Page
Stopper	1060002	1202	Pg. 34-35
	1060005	1212	
	1060014	1222	
Group Sticker	1060024	1232	

MARKING

	New Code	Old Code	See Page
Dekafix	1060190	4390	Pg. 175 - 179
	1060194	4442	
	-	9540	
	-	9770	
Roll Label	-	8943-S11	



* MONOBLOCK *

Dimension (mm)	A	B	C	D
	40	41,3	34,5	6,7

MATERIAL

Body	PA6.6	Temp.	-40 °C, +140 °C
Bridge	Copper	Cable Strip L.	9 mm
Contact	CK45 Steel	Torque	0,5 Nm
Screw	Steel		
The Foot Which Contact to the Rail	Brass		

DATA	TSE / CE	UL
Voltage	750 V	300 V
Section	4,0 mm ²	10 AWG
Norm	EN-60947-7-2	UL 1059

COLOURS

COLOUR	New Code	Old Code	Pcs.
CAMOUFLAGE	1010220	1293	100

ACCESSORIES

	New Code	Old Code	See Page
Stopper	1060002	1202	Pg. 34-35
	1060005	1212	
	1060014	1222	
Group Sticker	1060024	1232	

MARKING


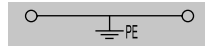
	New Code	Old Code	See Page
Dekafix	1060190	4390	Pg. 175 - 179
	1060194	4442	
	-	9540	
	-	9770	
Roll Label	-	8943-S11	



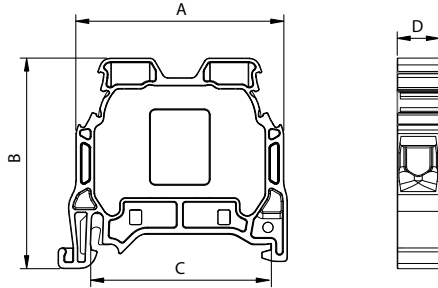
MRK SERIES SCREW CONNECTION EARTH RAIL TERMINAL BLOCKS



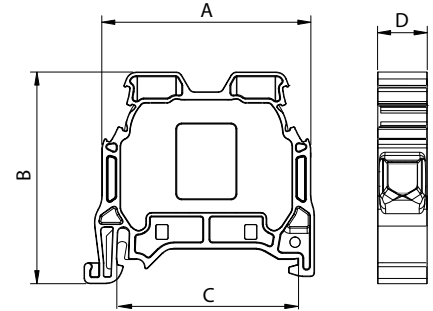
MTK 6
Code: 1010541



MTK 10
New Code: 1010221
Old Code: 1294



★ MONOBLOCK ★



★ MONOBLOCK ★

Dimension (mm)	A	B	C	D
	40	41,3	34,5	8,1

MATERIAL			
Body	PA6.6	Temp.	-40 °C, +140 °C
Bridge	Copper	Cable Strip L.	12 mm
Contact	CK45 Steel	Torque	0,8 Nm
Screw	Steel		
The Foot Which Contact to the Rail	Brass		

DATA	TSE / CE
Voltage	750 V
Section	6 mm ²
Norm	EN-60947-7-2

COLOURS		
COLOUR	Code	Pcs.
CAMOUFLAGE	1010541	100

ACCESSORIES			
	New Code	Old Code	See Page
Stopper	1060002	1202	Pg. 34-35
	1060005	1212	
	1060014	1222	
Group Sticker	1060024	1232	

MARKING			
	New Code	Old Code	See Page
Dekafix	1060188	2630	Pg. 175 - 179
	1060194	4442	
	-	9540	
	-	9770	
Roll Label	-	8943-S11	

Dimension (mm)	A	B	C	D
	40	41,3	34,5	9,6

MATERIAL			
Body	PA6.6	Temp.	-40 °C, +140 °C
Bridge	Copper	Cable Strip L.	12 mm
Contact	CK45 Steel	Torque	0,8 Nm
Screw	Steel		
The Foot Which Contact to the Rail	Brass		


DATA	TSE / CE	UL
Voltage	750 V	600 V
Section	10 mm ²	8 AWG
Norm	EN-60947-7-2	UL 1059

COLOURS			
COLOUR	New Code	Old Code	Pcs.
CAMOUFLAGE	1010221	1294	100

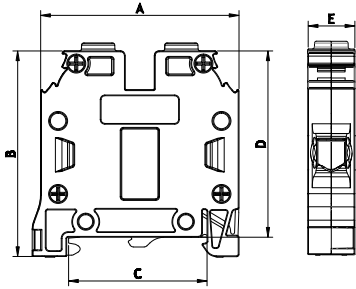
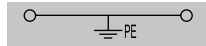
ACCESSORIES			
	New Code	Old Code	See Page
Stopper	1060002	1202	Pg. 34-35
	1060005	1212	
	1060014	1222	
Group Sticker	1060024	1232	

MARKING			
	New Code	Old Code	See Page
Dekafix	1060188	2630	Pg. 175 - 179
	1060194	4442	
	-	9540	
	-	9770	
Roll Label	-	8943-S11	

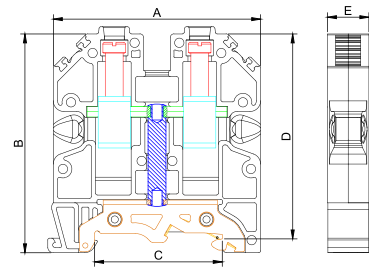
MRK SERIES SCREW CONNECTION EARTH RAIL TERMINAL BLOCKS



MTK 16
Code: 1010532



MTK 25
New Code: 1010223
Old Code: 1297



With Non - Insulated Cord End Terminals

Dimension (mm)	A	B	C	D	E
	51	52,9	34,5	47,9	12

MATERIAL			
Body	PA6.6	Temp.	-40 °C, +140 °C
Bridge	Copper	Cable Strip L.	16 mm
Contact	CK45 Steel	Torque	1,2 Nm
Screw	Steel		
The Foot Which Contact to the Rail	Brass		

DATA	TSE / CE	UL
Voltage	750 V	600 V
Section	16 mm ²	6 AWG
Norm	EN-60947-7-2	UL 1059

COLOURS		
COLOUR	Code	Pcs.
CAMOUFLAGE	1010532	50

ACCESSORIES			
	New Code	Old Code	See Page
Stopper	1060002	1202	Pg. 34-35
	1060005	1212	
	1060014	1222	
Group Sticker	1060024	1232	

MARKING			
	New Code	Old Code	See Page
Dekafix	1060192	4440	Pg. 175 - 179
	1060194	4442	
	-	9540	
	-	9770	
Roll Label	-	8943-S11	

Dimension (mm)	A	B	C	D	E
	58,2	63,5	34,5	57	11,6

MATERIAL			
Body	PA6.6	Temp.	-40 °C, +140 °C
Bridge	Copper	Cable Strip L.	16 mm
Contact	CK45 Steel	Torque	1,2 Nm
Screw	Steel		
The Foot Which Contact to the Rail	Brass		

DATA	TSE / CE
Voltage	750 V
Section	25 mm ²
Norm	EN-60947-7-2

COLOURS			
COLOUR	New Code	Old Code	Pcs.
CAMOUFLAGE	1010223	1297	50

ACCESSORIES			
	New Code	Old Code	See Page
Stopper	1060002	1202	Pg. 34-35
	1060005	1212	
	1060014	1222	
Group Sticker	1060024	1232	

MARKING			
	New Code	Old Code	See Page
Dekafix	1060194	4442	Pg. 175 - 179
	-	9540	
	-	9770	
	-	9770	

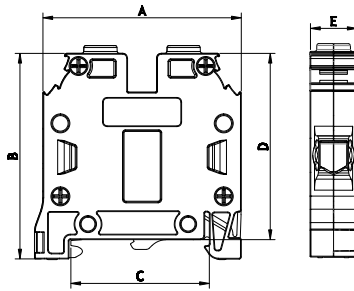


MRK SERIES SCREW CONNECTION EARTH RAIL TERMINAL BLOCKS



MTK 35 (SHORT)

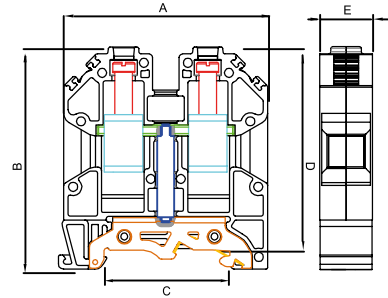
Code: 1010533



MTK 35

New Code: 1010225

Old Code: 1296



Dimension (mm)	A	B	C	D	E
	51	52,9	34,5	47,9	15

MATERIAL

Body	PA6.6	Temp.	-40 °C, +140 °C
Bridge	Copper	Cable Strip L.	16 mm
Contact	CK45 Steel	Torque	1,2 Nm
Screw	Steel		
The Foot Which Contact to the Rail	Brass		

DATA	TSE / CE
Voltage	750 V
Section	35 mm ²
Norm	EN-60947-7-2

COLOURS

COLOUR	Code	Pcs.
CAMOUFLAGE	1010533	30

ACCESSORIES

	New Code	Old Code	See Page
Stopper	1060002	1202	Pg. 34-35
	1060005	1212	
	1060014	1222	
Group Sticker	1060024	1232	

MARKING

	New Code	Old Code	See Page
Dekafix	1060192	4440	Pg. 175 - 179
	1060194	4442	
	-	9540	
	-	9770	
Roll Label	-	8943-S11	

Dimension (mm)	A	B	C	D	E
	58,2	63,5	34,5	57	14,9

MATERIAL

Body	PA6.6	Temp.	-40 °C, +140 °C
Bridge	Copper	Cable Strip L.	16 mm
Contact	CK45 Steel	Torque	1,2 Nm
Screw	Steel		
The Foot Which Contact to the Rail	Brass		

DATA	TSE / CE
Voltage	750 V
Section	35 mm ²
Norm	EN-60947-7-2

COLOURS

COLOUR	New Code	Old Code	Pcs.
CAMOUFLAGE	1010225	1296	30

ACCESSORIES

	New Code	Old Code	See Page
Stopper	1060002	1202	Pg. 34-35
	1060005	1212	
	1060014	1222	
Group Sticker	1060024	1232	

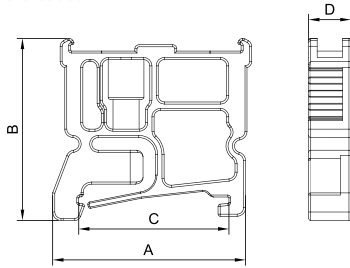
MARKING

	New Code	Old Code	See Page
Dekafix	1060194	4442	Pg. 175 - 179
	-	9540	
	-	9770	
	-	9770	

MRK AND OPK SERIES BIG STOPPER



Big Stopper
New Code: 1060005
Old Code: 1212



It can be marked by "ONKA-8920-736SE/SB" sticker.

Dimension (mm)	A	B	C	D
	44,6	43,5	34,5	9,8

MATERIAL

Body	PA	Temp.	-40 °C, +140 °C
Screw	Steel	Pcs	100

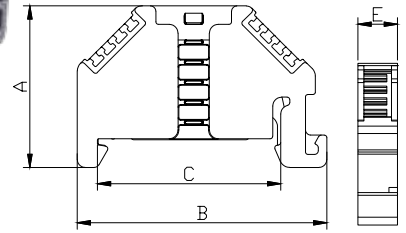
MARKING

Dekafix	New Code	Old Code	See Page
	1060190	4390	Pg. 175 - 179
1060192	4440		
1060194	4442		
1060198	5443		
-	9540		
-	9770		

MRK AND OPK SERIES SCREWLESS STOPPER



Screwless Stopper
New Code: 1060002
Old Code: 1202



Dimension (mm)	A	B	C	D
	30,7	47,4	34,5	7,5

MATERIAL

Body	PA	Temp.	-40 °C, +140 °C
Screw	Stainless Steel	Pcs	100

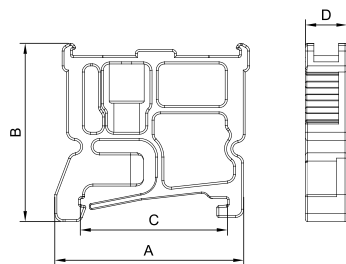
MARKING

Dekafix	New Code	Old Code	See Page
	1060188	2630	Pg. 175 - 179
1060190	4390		
1060192	4440		
1060194	4442		
1060198	5443		
-	9540		
-	9770		

MRK AND OPK SERIES BIG STOPPER



Stopper With Group Sticker
New Code: 1060024
Old Code: 1232



It can be marked by "ONKA-8920-736SE/SB" sticker.

Dimension (mm)	A	B	C	D
	44,6	43,5	34,5	9,8

MATERIAL

Body	PA	Temp.	-40 °C, +140 °C
Screw	Steel	Pcs	100

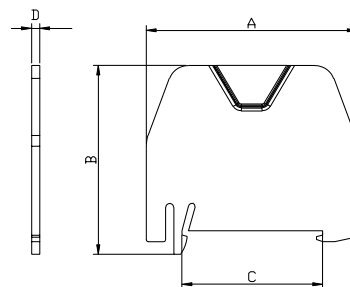
MARKING

Dekafix	New Code	Old Code	See Page
	1060190	4390	Pg. 175 - 179
1060192	4440		
1060194	4442		
1060198	5443		
-	9540		
-	9770		

MRK SERIES SEPARATION PLATE



MRK Series Separation Plate
New Code: 1060051
Old Code: 0582



Dimension (mm)	A	B	C	D
	52,0	48,0	34,5	2,0

MATERIAL

Body	PA	Temp.	-40 °C, +140 °C
Pcs	25		

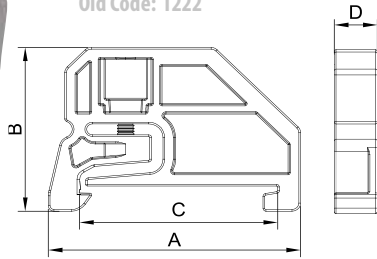
COLOURS

COLOUR	New Code	Old Code	Pcs.
GREY	1060051	0582	25
RED	1060052	0587	25

MRK AND OPK SERIES MINI STOPPER



Mini Stopper
New Code: 1060014
Old Code: 1222



Dimension (mm)	A	B	C	D
	43,0	30,0	34,5	7,5

MATERIAL

Body	PA	Temp.	-40 °C, +140 °C
Screw	Steel	Pcs	100

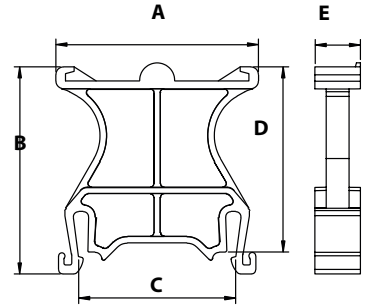
MARKING

Dekafix	New Code	Old Code	See Page
	1060190	4390	Pg. 175 - 179
	1060192	4440	
	1060194	4442	
	1060198	5443	
	-	9540	
-	9770		

GROUP LABEL



Group Label
Code: 1060500



It can be marked by "ONKA-8920-736SE/SB" sticker.

Dimension (mm)	A	B	C	D	E
	44,5	45,5	34,5	40,7	10

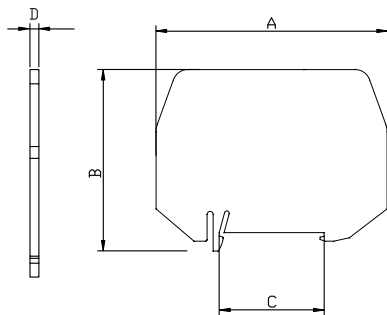
MATERIAL

Body	PA 6.6	Pcs	100
Temp.	-40 °C, +140 °C		

MRK AND OPK SERIES SEPARATION PLATE



Separation Plate
Code: 0999



Dimension (mm)	A	B	C	D
	76,0	60,0	34,5	0,7

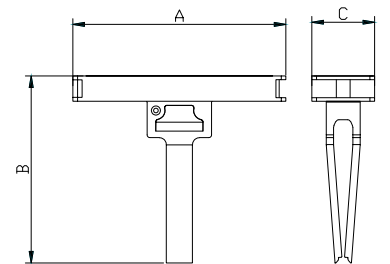
MATERIAL

Body	PET (FF)	Temp.	-40 °C, +140 °C
Pcs	25		

GROUP MARKER



Group Marker
New Code: 1060093
Old Code: 1482



Dimension (mm)	A	B	C
	46,2	40,6	13,6

MATERIAL

Body	PC	Temp.	-40 °C, +140 °C
Pcs	100		

MRK SERIES CROSS CONNECTIONS

MATERIAL	
Isolation	PA 6.6
Body	Brass
Covering	Tin

Note: All 1,5 mm², 2,5 mm² and 4 mm² cross connections can be both used for MRK and OPK Series.



For the Slim Series, please check the relevant product accessories section.




Monolithic insulated body provides high durability to the conductor busbar

COLOUR	NEW CODE	OLD CODE	TYPE	PCS
Orange	1060101	1920	1.5 mm ² x 2	100
Orange	1060102	1921	1.5 mm ² x 3	100
Orange	1060103	1922	1.5 mm ² x 4	100
Orange	1060104	1923	1.5 mm ² x 10	30
Orange	1060105	1924	1.5 mm ² x 20	20
Orange	1060106	1925	2.5 mm ² x 2	100
Orange	1060107	1926	2.5 mm ² x 3	100
Orange	1060108	1927	2.5 mm ² x 4	75
Orange	1060109	1928	2.5 mm ² x 10	30
Orange	1060110	1929	2.5 mm ² x 20	20
Orange	1060111	1930	4 mm ² x 2	100
Orange	1060112	1931	4 mm ² x 3	50
Orange	1060113	1932	4 mm ² x 4	50
Orange	1060114	1933	4 mm ² x 10	30
Orange	1060115	1934	4 mm ² x 20	20
Orange	1060116	1935	6 mm ² x 2	100
Orange	1060117	1936	6 mm ² x 3	50
Orange	1060118	1937	6 mm ² x 4	50
Orange	1060119	1938	6 mm ² x 10	15
Orange	1060120	1939	6 mm ² x 20	10
Orange	1060121	1940	10 mm ² x 2	100
Orange	1060122	1941	10 mm ² x 3	50
Orange	1060123	1942	10 mm ² x 4	50
Orange	1060124	1943	10 mm ² x 10	15
Orange	1060125	1944	10 mm ² x 20	10

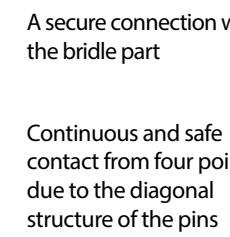
USED ONLY WITH MRK SERIES




Due to the channels on the comb bridge, it gives the chance to be cut from the center of the pin gap. This feature is valid with 10 and 20 pin bridges



It can be easily disassembled with a screwdriver, by the help of the notch over the bridge

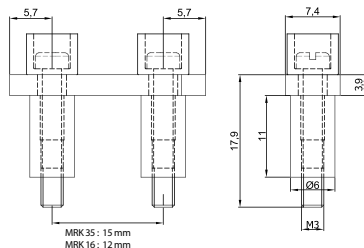


A secure connection with the bridle part



Continuous and safe contact from four points due to the diagonal structure of the pins

MRK SERIES METAL CROSS CONNECTIONS

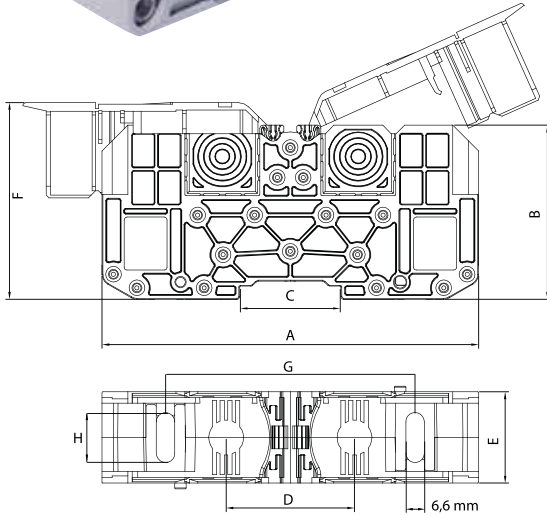


NEW CODE	OLD CODE	TYPE	PCS
1060152	2257	16 mm ² x 2	10
1060153	2258	16 mm ² x 3	10
1060154	2259	16 mm ² x 4	10
1060155	2260	16 mm ² x 5	10
1060156	2261	16 mm ² x 6	10
1060157	2262	16 mm ² x 7	10
1060158	2263	16 mm ² x 8	10
1060159	2264	16 mm ² x 9	10
1060160	2265	16 mm ² x 10	10
1060161	2266	35 mm ² x 2	10
1060162	2267	35 mm ² x 3	10
1060163	2268	35 mm ² x 4	10
1060164	2269	35 mm ² x 5	10
1060165	2270	35 mm ² x 6	10
1060166	2271	35 mm ² x 7	10
1060167	2272	35 mm ² x 8	10
1060168	2273	35 mm ² x 9	10
1060169	2274	35 mm ² x 10	10

MATERIAL	
Isolation	PA6.6
Body	Brass
Covering	Copper
Screw	Steel



MRK SERIES STUD TERMINAL BLOCKS FOR CABLE LUGS (WITH COVER)



* **U_{imp}** : Impact strength voltage


MATERIAL	
Body	PA6.6
Legs	PA6.6
Cover	PA6.6
Bolt	Steel
Nuts	Steel
Bridge	Copper

ACCESSORIES			
	New Code	Old Code	See Page
Stopper	1060002	1202	Pg. 34-35
	1060005	1212	
	1060014	1222	
Group Sticker	1060024	1232	

MARKING			
	New Code	Old Code	See Page
Dekafix	1060192	4440	Pg. 175 - 179
	1060194	4442	
	-	9540	
	-	9770	

CODE	DESCRIPTION	QTY / TABLET
2473	Ready Warning Signs, Triangle Edg. L 25 mm	132
2474	Neutral Signs, Triangle Edg. L 25 mm	132
2477	Earth Signs, Triangle Edg. L 25 mm	132
2478	Phase Signs, Triangle Edg. L 25 mm	132

DESCRIPTIONS														
NEW CODE	OLD CODE	SECTION (mm ²)	VOLTAGE	CURRENT	BOLT	A (mm)	B (mm)	C (mm)	D (mm)	E (mm)	F (mm)	G (mm)	H (mm)	Box Carton
1030002	2302	25	1000 V	101 A	M6	107	50,8	35	40	27	58,5	76,5	16,3	10 / 140
1030017	2322	35	1000 V	125 A	M8	107	50,8	35	40	27	58,5	76,5	16,3	10 / 140
1030031	2342	50	1000 V	150 A	M8	107	50,8	35	40	27	58,5	76,5	16,3	10 / 140
1030045	2362	70	1000 V	192 A	M8	131,5	60,8	35	44,7	31,5	68,5	86,2	17,3	10 / 80
1030059	2382	95	1000 V	232 A	M8	131,5	60,8	35	44,7	31,5	68,5	86,2	17,3	10 / 80
1030073	2402	120	1000 V	269 A	M10	139,5	70	35	60	41,4	79	94,6	17,3	5 / 30
1030088	2422	150	1000 V	309 A	M12	139,5	70	35	60	41,4	79	94,6	17,3	5 / 30
1030102	2442	185	1000 V	353 A	M12	163,5	77,5	35	60	55	92	96	26,4	5 / 20
1030116	2462	240	1000 V	415 A	M12	163,5	77,5	35	60	55	92	96	26,4	5 / 20



OPK SERIES PUSH-IN CONNECTION RAIL TERMINAL BLOCKS

Technical Features ;

- Push-in System
- Does not require final plate (Both sides are closed), provides cost saving and better isolation
- Symmetrical (Mountable to rail on both directions)
- Lower cable thrust
- Time and cost saving
- Reducing transmission, zero contact by means of orange buttons
- Springs are stainless steel
- Opportunity to assemble cable with ferrule of 0,50 mm² to 35 mm² without any hand tool requirement
- Labelling system appropriate for strap marking
- Double sided bridging opportunity
- Isolated comb bridge

Range of Products;



- OPK Series standard terminal blocks
- OPK Series earth rail terminal blocks
- OPK Series double rail terminal blocks
- OPK Series triple rail terminal blocks
- OPK Series 1 in 2 out terminal blocks
- OPK Series 2 in 2 out terminal blocks
- OPK Series 2 in 2 out knife disconnect terminal blocks
- OPK Series fused terminal blocks
- MRK and OPK Series stoppers
- OPK Series separation plate
- OPK Series Cross connections

OPK SERIES



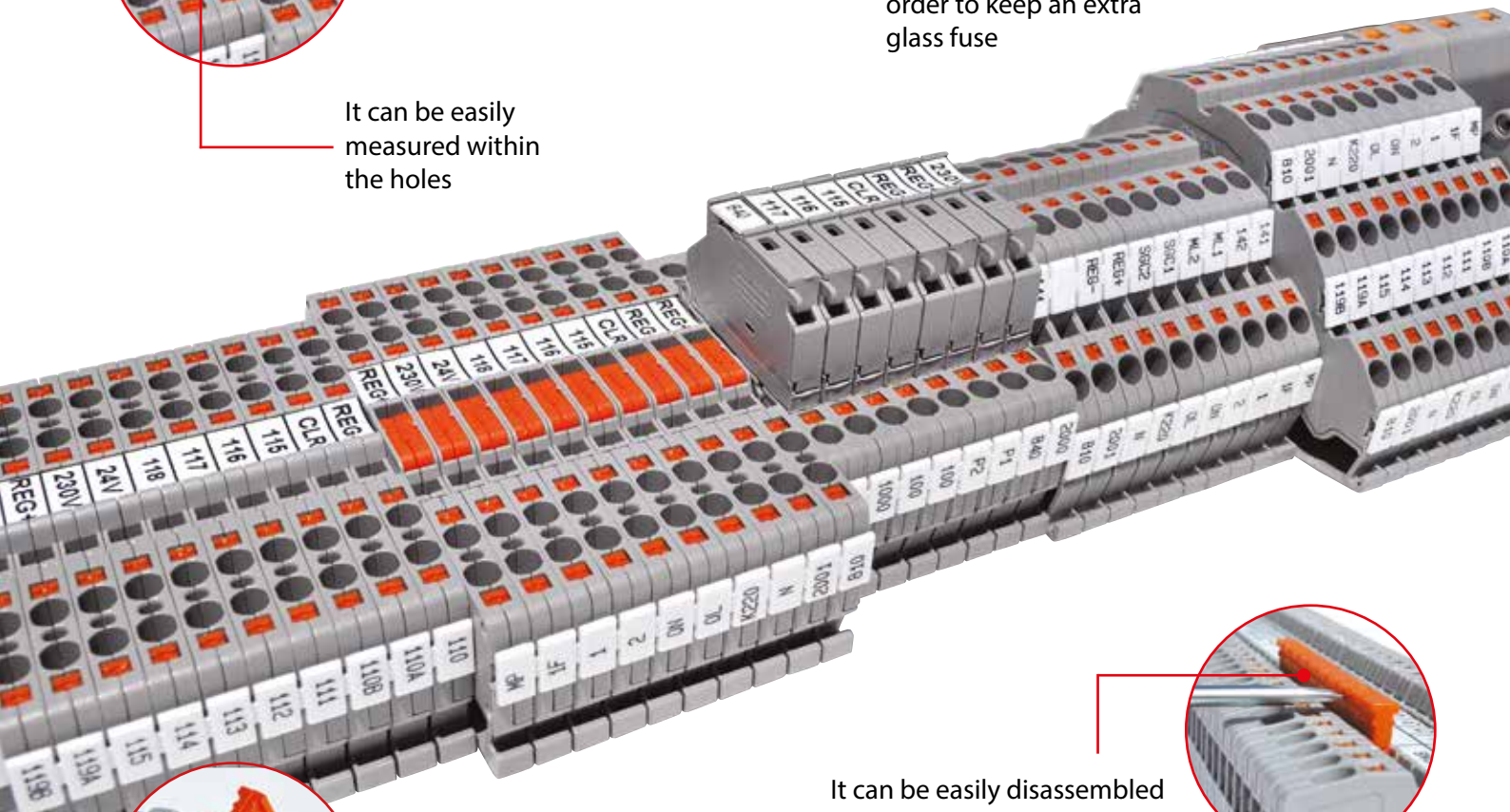
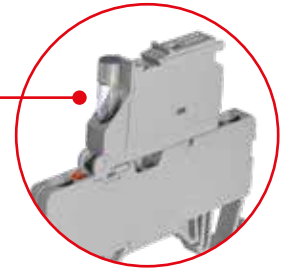
The roll labelling system can be used in all of 2,5 - 4 - 6 and 10 mm² push-in terminal blocks

It can be tested by touching the test probes from two different points over the terminal blocks without ejecting the fuse



It can be easily measured within the holes

OPK fuse terminal block terminals have a nest in order to keep an extra glass fuse



Continuous and safe contact from four points due to the diagonal structure of the pins

It can be easily disassembled with a screwdriver, by the help of the notch over the bridge




Due to the channels on the comb bridge, it gives the chance to be cut from the center of the pin gap.



This feature is valid with 10 and 20 pin bridges

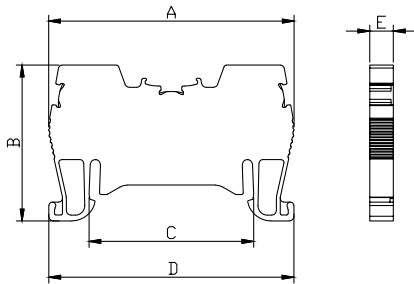
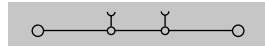
OPK SERIES PUSH-IN CONNECTION TERMINAL BLOCKS



OPK 1,5

New Code: 1020002

Old Code: 1592



* MONOBLOCK *

Dimension (mm)	A	B	C	D	E
	52,0	33,0	34,5	51,9	5,0

MATERIAL

Body	PA6.6	Spring	Stainless Steel
Bridge	Copper	Temp.	-40 °C, +140 °C
Orange Button	PA6.6	Cable Strip L.	9 mm

DATA	TSE / CE
Voltage	750 V
Current	17,5 A
Section	1,5 mm ²
Norm	EN-60947-7-1

COLOURS

COLOUR	V2	V2	V0	V0	Pcs.
	New Code	Old Code	New Code	Old Code	
GREY	1020002	1592	1020074	0532	100
CREAM	1020003	1593	1020075	0533	100
BLACK	1020004	1594	1020076	0534	100
BLUE	1020005	1595	1020077	0535	100
BROWN	1020006	1596	1020078	0536	100
RED	1020007	1597	1020079	0537	100
YELLOW	1020008	1598	1020080	0538	100
GREEN	1020009	1599	1020081	0539	100

ACCESSORIES

Cross Connection	New Code	Old Code	Section	Pcs.	See Page
	1060101	1920	1,5 / 2	100	Pg. 58
	1060102	1921	1,5 / 3	100	
	1060103	1922	1,5 / 4	100	
	1060104	1923	1,5 / 10	30	
	1060105	1924	1,5 / 20	20	
Stopper	1060002	1202		100	Pg. 56-57
	1060005	1212		100	
	1060014	1222		100	
Group Sticker	1060024	1232		100	

MARKING

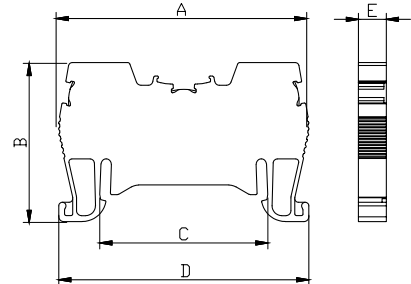
	New Code	Old Code	See Page
Dekafix	1060198	5443	Pg. 175 - 179
	1060194	4442	
	-	9540	
	-	9770	
Roll Label	-	8943-S11	



OPK 2,5

New Code: 1020013

Old Code: 1502



* MONOBLOCK *

Dimension (mm)	A	B	C	D	E
	52,0	33,0	34,5	51,9	5,8

MATERIAL

Body	PA6.6	Spring	Stainless Steel
Bridge	Copper	Temp.	-40 °C, +140 °C
Orange Button	PA6.6	Cable Strip L.	9 mm

DATA	TSE / CE	UL
Voltage	750 V	600 V
Current	24 A	20 A
Section	2,5 mm ²	12 AWG
Norm	EN-60947-7-1	UL 1059

COLOURS

COLOUR	V2	V2	V0	V0	Pcs.
	New Code	Old Code	New Code	Old Code	
GREY	1020013	1502	1020083	0922	100
CREAM	1020014	1503			100
BLACK	1020015	1504	1020084	0924	100
BLUE	1020016	1505	1020085	0925	100
BROWN	1020017	1506	1020086	0926	100
RED	1020018	1507	1020087	0927	100
YELLOW	1020019	1508			100
GREEN	1020020	1509	1020088	0929	100

ACCESSORIES

Cross Connection	New Code	Old Code	Section	Pcs.	See Page
	1060106	1925	2,5 / 2	100	Pg. 58
	1060107	1926	2,5 / 3	100	
	1060108	1927	2,5 / 4	75	
	1060109	1928	2,5 / 10	30	
	1060110	1929	2,5 / 20	20	
Stopper	1060002	1202		100	Pg. 56-57
	1060005	1212		100	
	1060014	1222		100	
Group Sticker	1060024	1232		100	

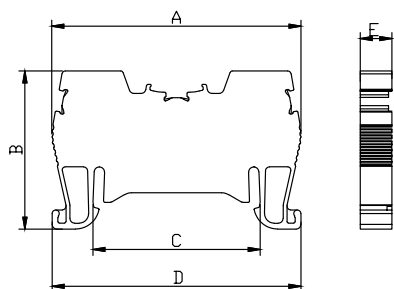
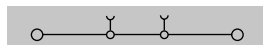
MARKING

	New Code	Old Code	See Page
Dekafix	1060192	4440	Pg. 175 - 179
	1060194	4442	
	-	9540	
	-	9770	
Roll Label	-	8943-S11	

OPK SERIES PUSH-IN CONNECTION TERMINAL BLOCKS



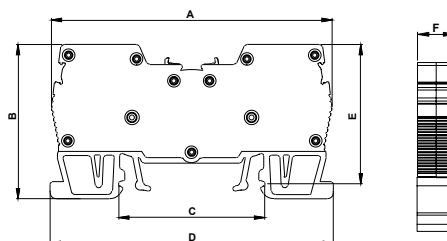
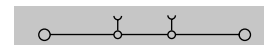
OPK 4
New Code: 1020024
Old Code: 1512



* MONOBLOCK *



OPK 6
New Code: 1020034
Old Code: 1522



Dimension (mm)	A	B	C	D	E
	52,0	33,0	34,5	51,9	6,6

MATERIAL

Body	PA6.6	Spring	Stainless Steel
Bridge	Copper	Temp.	-40 °C, +140 °C
Orange Button	PA6.6	Cable Strip L.	9 mm

DATA	TSE / CE	UL
Voltage	750 V	600 V
Current	32 A	26 A
Section	4,0 mm ²	10 AWG
Norm	EN-60947-7-1	UL 1059

COLOURS

COLOUR	V2	V2	V0	V0	Pcs.
	New Code	Old Code	New Code	Old Code	
GREY	1020024	1512	1020090	0932	100
CREAM	1020025	1513			100
BLACK	1020026	1514	1020091	0934	100
BLUE	1020027	1515	1020092	0935	100
BROWN	1020028	1516	1020093	0936	100
RED	1020029	1517	1020094	0937	100
YELLOW	1020030	1518			100
GREEN	1020031	1519	1020095	0939	100

ACCESSORIES

Cross Connection	New Code	Old Code	Section	Pcs.	See Page
	1060111	1930	4 / 2	100	Pg. 58
	1060112	1931	4 / 3	100	
	1060113	1932	4 / 4	50	
	1060114	1933	4 / 10	30	
	1060115	1934	4 / 20	20	
Stopper	1060002	1202		100	Pg. 56-57
	1060005	1212		100	
	1060014	1222		100	
Group Sticker	1060024	1232		100	

MARKING

	New Code	Old Code	See Page
Dekafix	1060190	4390	Pg. 175 - 179
	1060194	4442	
	-	9540	
	-	9770	
Roll Label	-	8943-S11	

Dimension (mm)	A	B	C	D	E	F
	66,3	36,4	34,5	66,8	32,9	8,1

MATERIAL

Body	PA6.6	Spring	Stainless Steel
Bridge	Copper	Temp.	-40 °C, +140 °C
Orange Button	PA6.6	Cable Strip L.	12 mm

DATA	TSE / CE
Voltage	750 V
Current	41 A
Section	6,0 mm ²
Norm	EN-60947-7-1

COLOURS

COLOUR	V2	V2	V0	V0	Pcs.
	New Code	Old Code	New Code	Old Code	
GREY	1020034	1522	1020096	0942	100
CREAM	1020035	1523			100
BLACK	1020036	1524			100
BLUE	1020037	1525	1020550		100
BROWN	1020038	1526			100
RED	1020039	1527			100
YELLOW	1020040	1528			100
GREEN	1020041	1529	1020551		100

ACCESSORIES

Cross Connection	New Code	Old Code	Section	Pcs.	See Page
	1060127	1945	6 / 2	100	Pg. 58
	1060128	1946	6 / 3	50	
	1060129	1947	6 / 4	50	
	1060130	1948	6 / 10	15	
	1060131	1949	6 / 20	10	
Stopper	1060002	1202		100	Pg. 56-57
	1060005	1212		100	
	1060014	1222		100	
Group Sticker	1060024	1232		100	

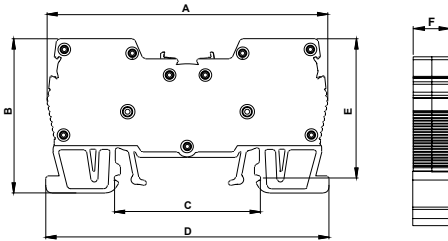
MARKING

	New Code	Old Code	See Page
Dekafix	1060188	2630	Pg. 175 - 179
	1060194	4442	
	-	9540	
	-	9770	
Roll Label	-	8943-S11	

OPK SERIES PUSH-IN CONNECTION TERMINAL BLOCKS



OPK 10
New Code: 1020044
Old Code: 1532



Dimension (mm)	A	B	C	D	E	F
	66,3	36,4	34,5	66,8	32,9	10

MATERIAL

Body	PA6.6	Spring	Stainless Steel
Bridge	Copper	Temp.	-40 °C, +140 °C
Orange Button	PA6.6	Cable Strip L.	12 mm

DATA	TSE / CE
Voltage	750 V
Current	57 A
Section	10 mm ²
Norm	EN-60947-7-1

COLOURS

COLOUR	V2	V2	V0	V0	Pcs.
	New Code	Old Code	New Code	Old Code	
GREY	1020044	1532	1020097	0952	100
CREAM	1020045	1533			100
BLACK	1020046	1534			100
BLUE	1020047	1535			100
BROWN	1020048	1536			100
RED	1020049	1537			100
YELLOW	1020050	1538			100
GREEN	1020051	1539			100

ACCESSORIES

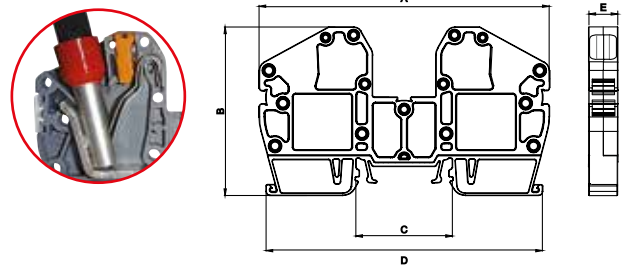
Cross Connection	New Code	Old Code	Section	Pcs.	See Page
	1060132	1950	10 / 2	100	Pg. 58
	1060133	1951	10 / 3	50	
	1060134	1952	10 / 4	50	
	1060135	1953	10 / 10	15	
	1060136	1954	10 / 20	10	
Stopper	1060002	1202		100	Pg. 56-57
	1060005	1212		100	
	1060014	1222		100	
Group Sticker	1060024	1232		100	

MARKING

	New Code	Old Code	See Page
Dekafix	1060188	2630	Pg. 175 - 179
	1060194	4442	
	-	9540	
	-	9770	
Roll Label	-	8943-S11	



OPK 16
New Code: 1020054
Old Code: 1542



Dimension (mm)	A	B	C	D	E
	103,0	60,0	34,5	98,0	10,7

MATERIAL

Body	PA6.6	Spring	Stainless Steel
Bridge	Copper	Temp.	-40 °C, +140 °C
Orange Button	PA6.6	Cable Strip L.	22 mm

DATA	TSE / CE
Voltage	750 V
Current	76 A
Section	16 mm ²
Norm	EN-60947-7-1

COLOURS

COLOUR	V2	V2	V0	V0	Pcs.
	New Code	Old Code	New Code	Old Code	
GREY	1020054	1542	1020098	0962	30
CREAM	1020055	1543			30
BLACK	1020056	1544			30
BLUE	1020057	1545			30
BROWN	1020058	1546			30
RED	1020059	1547			30
YELLOW	1020060	1548			30
GREEN	1020061	1549			30

ACCESSORIES

Cross Connection	New Code	Old Code	Section	Pcs.	See Page
	1060136	1955	16 / 2	10	Pg. 58
	1060137	1956	16 / 3	10	
	1060138	1957	16 / 4	10	
	1060139	1958	16 / 10	10	
	1060002	1202		100	
Stopper	1060005	1212		100	
	1060014	1222		100	
Group Sticker	1060024	1232		100	

MARKING

	New Code	Old Code	See Page
Dekafix	1060194	4442	Pg. 175 - 179
	-	9540	
	-	9770	
	-	9770	



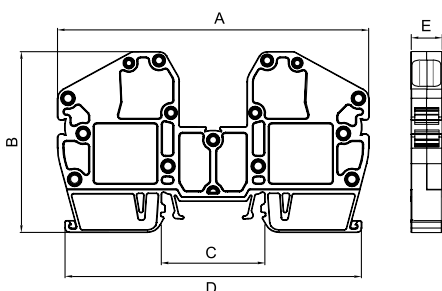

OPK SERIES PUSH-IN CONNECTION TERMINAL BLOCKS



OPK 35

New Code: 1020064

Old Code: 1552



Dimension (mm)	A	B	C	D	E
	103,0	60,0	34,5	98,0	15,2

MATERIAL

Body	PA6.6	Spring	Stainless Steel
Bridge	Copper	Temp.	-40 °C, +140 °C
Orange Button	PA6.6	Cable Strip L.	22 mm

DATA	TSE / CE
Voltage	750 V
Current	125 A
Section	35 mm ²
Norm	EN-60947-7-1

COLOURS

COLOUR	V2	V2	V0	V0	Pcs.
	New Code	Old Code	New Code	Old Code	
GREY	1020064	1552	1020099	0972	20
CREAM	1020065	1553			20
BLACK	1020066	1554			20
BLUE	1020067	1555			20
BROWN	1020068	1556			20
RED	1020069	1557			20
YELLOW	1020070	1558			20
GREEN	1020071	1559			20


ACCESSORIES

Cross Connection	New Code	Old Code	Section	Pcs.	See Page
	1060140	1959	35 / 2	10	Pg. 58
	1060141	1960	35 / 3	10	
	1060142	1961	35 / 4	10	
	1060143	1962	35 / 10	10	
Stopper	1060002	1202		100	Pg. 56-57
	1060005	1212		100	
	1060014	1222		100	
Group Sticker	1060024	1232		100	

MARKING


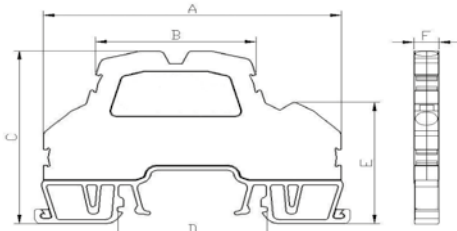
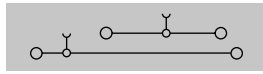
Dekafix	New Code	Old Code	See Page
	1060194	4442	Pg. 175 - 179
	-	9540	
	-	9770	

OPK SERIES PUSH-IN CONNECTION DOUBLE RAIL TERMINAL BLOCKS

**OPK - C 2,5**

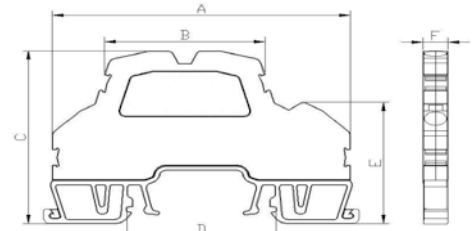
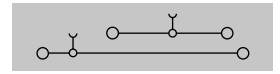
New Code: 1020379

Old Code: 1722

**OPK - C 4**

New Code: 1020406

Old Code: 1752



Dimensions (mm)	A	B	C	D	E	F
	69,0	37,0	50,0	34,5	35,5	5,9

MATERIAL

Body	PA6.6	Spring	Stainless Steel
Bridge	Copper	Temp.	-40 °C, +140 °C
Orange Button	PA6.6	Cable Strip L.	9 mm

DATA	TSE / CE	UL
Voltage	750 V	300 V
Current	24 A	16 A
Section	2,5 mm ²	12 AWG
Norm	EN-60947-7-1	UL 1059

COLOURS

COLOUR	New Code	Old Code	Pcs.
GREY	1020379	1722	50
CREAM	1020380	1723	50
BLACK	1020381	1724	50
BLUE	1020382	1725	50
BROWN	1020383	1726	50
RED	1020384	1727	50
YELLOW	1020385	1728	50
GREEN	1020386	1729	50

ACCESSORIES

Cross Connection	New Code	Old Code	Section	Pcs.	See Page
	1060106	1925	2,5 / 2	100	Pg. 58
	1060107	1926	2,5 / 3	100	
	1060108	1927	2,5 / 4	75	
	1060109	1928	2,5 / 10	30	
	1060110	1929	2,5 / 20	20	
Stopper	1060002	1202		100	Pg. 56-57
	1060005	1212		100	
	1060014	1222		100	
Group Sticker	1060024	1232		100	
Bridged	1020388	1732			
Diode	1020397	1742			

MARKING

	New Code	Old Code	See Page
Dekafix	1060192	4440	Pg. 175 - 179
	1060194	4442	
	-	9540	
	-	9770	
Roll Label	-	8943-S11	

Dimensions (mm)	A	B	C	D	E	F
	69,0	37,0	50,0	34,5	35,5	6,7

MATERIAL

Body	PA6.6	Spring	Stainless Steel
Bridge	Copper	Temp.	-40 °C, +140 °C
Orange Button	PA6.6	Cable Strip L.	9 mm

DATA	TSE / CE	UL
Voltage	750 V	300 V
Current	32 A	22 A
Section	4,0 mm ²	10 AWG
Norm	EN-60947-7-1	UL 1059

COLOURS

COLOUR	New Code	Old Code	Pcs.
GREY	1020406	1752	50
CREAM	1020407	1753	50
BLACK	1020408	1754	50
BLUE	1020409	1755	50
BROWN	1020410	1756	50
RED	1020411	1757	50
YELLOW	1020412	1758	50
GREEN	1020413	1759	50

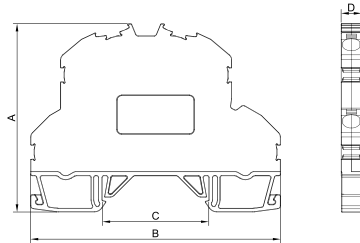
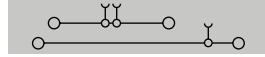
ACCESSORIES

Cross Connection	New Code	Old Code	Section	Pcs.	See Page
	1060111	1930	4 / 2	100	Pg. 58
	1060112	1931	4 / 3	100	
	1060113	1932	4 / 4	50	
	1060114	1933	4 / 10	30	
	1060115	1934	4 / 20	20	
Stopper	1060002	1202		100	Pg. 56-57
	1060005	1212		100	
	1060014	1222		100	
Group Sticker	1060024	1232		100	
Bridged	1020415	1762			
Diode	1020424	1772			

MARKING

	New Code	Old Code	See Page
Dekafix	1060190	4390	Pg. 175 - 179
	1060194	4442	
	-	9540	
	-	9770	
Roll Label	-	8943-S11	

OPK SERIES PUSH-IN CONNECTION DOUBLE RAIL TERMINAL BLOCKS

OPK - C2,5
New Code: 1020101
Old Code: 1782


Dimensions (mm)	A	B	C	D
	61,0	81,0	34,5	5,9

MATERIAL

Body	PA6.6	Spring	Stainless Steel
Bridge	Copper	Temp.	-40 °C, +140 °C
Orange Button	PA6.6	Cable Strip L.	9 mm

DATA	TSE / CE	UL
Voltage	750 V	300 V
Current	24 A	16 A
Section	2,5 mm ²	12 AWG
Norm	EN-60947-7-1	UL 1059

COLOURS

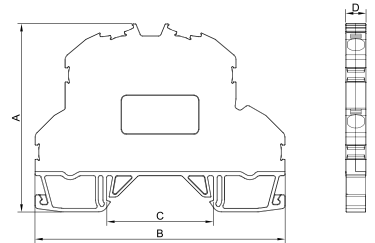
COLOUR	New Code	Old Code	Pcs.
GREY	1020101	1782	50
CREAM	1020102	1783	50
BLACK	1020103	1784	50
BLUE	1020104	1785	50
BROWN	1020105	1786	50
RED	1020106	1787	50
YELLOW	1020107	1788	50
GREEN	1020108	1789	50

ACCESSORIES

Cross Connection	New Code	Old Code	Section	Pcs.	See Page
	1060106	1925	2,5 / 2	100	Pg. 58
	1060107	1926	2,5 / 3	100	
	1060108	1927	2,5 / 4	75	
	1060109	1928	2,5 / 10	30	
	1060110	1929	2,5 / 20	20	
Stopper	1060002	1202		100	Pg. 56-57
	1060005	1212		100	
	1060014	1222		100	
Group Sticker	1060024	1232		100	
Bridged	1020110	2572			
Diode	1020119	2582			

MARKING

	New Code	Old Code	See Page
Dekafix	1060192	4440	Pg. 175 - 179
	1060194	4442	
	-	9540	
	-	9770	
Roll Label	-	8943-S11	


OPK - C4
New Code: 1020128
Old Code: 1792


Dimensions (mm)	A	B	C	D
	61,0	81,0	34,5	6,7

MATERIAL

Body	PA6.6	Spring	Stainless Steel
Bridge	Copper	Temp.	-40 °C, +140 °C
Orange Button	PA6.6	Cable Strip L.	9 mm

DATA	TSE / CE	UL
Voltage	750 V	300 V
Current	32 A	22 A
Section	4,0 mm ²	10 AWG
Norm	EN-60947-7-1	UL 1059

COLOURS

COLOUR	New Code	Old Code	Pcs.
GREY	1020128	1792	50
CREAM	1020129	1793	50
BLACK	1020130	1794	50
BLUE	1020131	1795	50
BROWN	1020132	1796	50
RED	1020133	1797	50
YELLOW	1020134	1798	50
GREEN	1020135	1799	50


ACCESSORIES

Cross Connection	New Code	Old Code	Section	Pcs.	See Page
	1060111	1930	4 / 2	100	Pg. 58
	1060112	1931	4 / 3	100	
	1060113	1932	4 / 4	50	
	1060114	1933	4 / 10	30	
	1060115	1934	4 / 20	20	
Stopper	1060002	1202		100	Pg. 56-57
	1060005	1212		100	
	1060014	1222		100	
Group Sticker	1060024	1232		100	
Bridged	1020137	2592			
Diode	1020146	2602			

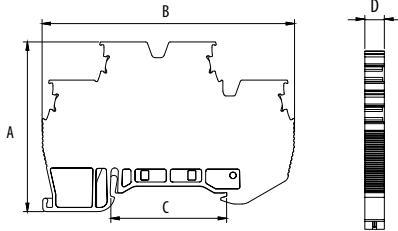
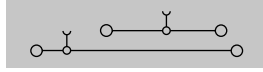
MARKING

	New Code	Old Code	See Page
Dekafix	1060190	4390	Pg. 175 - 179
	1060194	4442	
	-	9540	
	-	9770	
Roll Label	-	8943-S11	

OPK SERIES PUSH-IN CONNECTION DOUBLE RAIL TERMINAL BLOCKS



OPK - C2,5
Code: 1020441



* MONOBLOCK *

Dimension (mm)	A	B	C	D
	50,5	75,15	34,5	5,8

MATERIAL			
Body	PA6.6	Spring	Stainless Steel
Bridge	Copper	Temp.	-40 °C, +140 °C
Orange Button	PA6.6	Cable Strip L.	9 mm

DATA	TSE / CE	UL
Voltage	750 V	600 V
Current	24 A	24 A
Section	2,5 mm ²	12 AWG
Norm	EN-60947-7-1	UL 1059

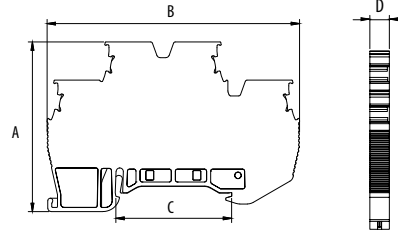
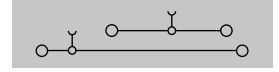
COLOURS			
COLOUR	V2 Code	V0 Code	Pcs.
GREY	1020441	1020468	50
CREAM	1020442	1020469	50
BLACK	1020443	1020470	50
BLUE	1020444	1020471	50
BROWN	1020445	1020472	50
RED	1020446	1020473	50
YELLOW	1020447	1020474	50
GREEN	1020448	1020475	50

ACCESSORIES					
Cross Connection	New Code	Old Code	Section	Pcs.	See Page
	1060106	1925	2,5 / 2	100	Pg. 58
	1060107	1926	2,5 / 3	100	
	1060108	1927	2,5 / 4	75	
	1060109	1928	2,5 / 10	30	
	1060110	1929	2,5 / 20	20	
	1060002	1202		100	
Stopper	1060005	1212		100	Pg. 56-57
	1060014	1222		100	
	1060024	1232		100	
Bridged	1020450				
Diode	1020459				

MARKING			
	New Code	Old Code	See Page
Dekafix	1060192	4440	Pg. 175 - 179
	1060194	4442	
	-	9540	
	-	9770	
Roll Label	-	8943-S11	



OPK - C4
Code: 1020495



* MONOBLOCK *

Dimension (mm)	A	B	C	D
	50,5	75,15	34,5	6,6

MATERIAL			
Body	PA6.6	Spring	Stainless Steel
Bridge	Copper	Temp.	-40 °C, +140 °C
Orange Button	PA6.6	Cable Strip L.	9 mm

DATA	TSE / CE	UL
Voltage	750 V	300 V
Current	32 A	22 A
Section	4 mm ²	12 AWG
Norm	EN-60947-7-1	UL 1059

COLOURS			
COLOUR	V2 Code	V0 Code	Pcs.
GREY	1020495	1020522	50
CREAM	1020496	1020523	50
BLACK	1020497	1020524	50
BLUE	1020498	1020525	50
BROWN	1020499	1020526	50
RED	1020500	1020527	50
YELLOW	1020501	1020528	50
GREEN	1020502	1020529	50

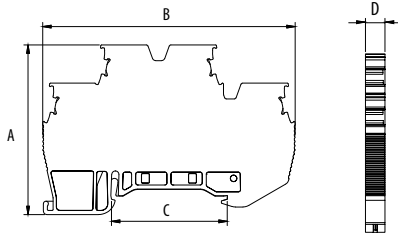
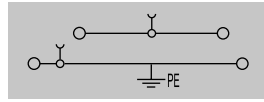
ACCESSORIES					
Cross Connection	New Code	Old Code	Section	Pcs.	See Page
	1060111	1930	4 / 2	100	Pg. 58
	1060112	1931	4 / 3	100	
	1060113	1932	4 / 4	50	
	1060114	1933	4 / 10	30	
	1060115	1934	4 / 20	20	
	1060002	1202		100	
Stopper	1060005	1212		100	Pg. 56-57
	1060014	1222		100	
	1060024	1232		100	
Bridged	1020504				
Diode	1020513				

MARKING			
	New Code	Old Code	See Page
Dekafix	1060190	4390	Pg. 175 - 179
	1060194	4442	
	1060432	-	
	-	9540	
Roll Label	-	8943-S11	

OPK SERIES PUSH-IN CONNECTION DOUBLE RAIL TERMINAL BLOCKS



OPK - C 2,5 EARTH
Code: 1020432



* MONOBLOCK *

Dimension (mm)	A	B	C	D
	50,5	75,15	34,5	6,6

MATERIAL			
Body	PA6.6	Spring	Stainless Steel
Bridge	Copper	Temp.	-40 °C, +140 °C
Orange Button	PA6.6	Cable Strip L.	9 mm
The Foot Which Contact to the Rail	Brass		

DATA	TSE / CE	UL
Voltage	750 V	300 V
Current	32 A	22 A
Section	4 mm ²	12 AWG
Norm	EN-60947-7-1	UL 1059

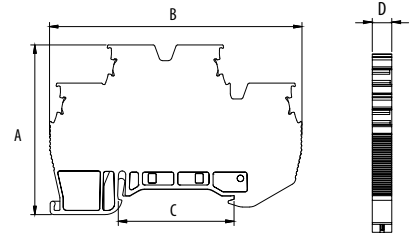
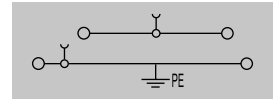
COLOURS			
COLOUR	V2 Code	V0 Code	Pcs.
GREY	1020432	1020434	50

ACCESSORIES					
Cross Connection	New Code	Old Code	Section	Pcs.	See Page
	1060106	1925	2,5 / 2	100	Pg. 58
	1060107	1926	2,5 / 3	100	
	1060108	1927	2,5 / 4	75	
	1060109	1928	2,5 / 10	30	
	1060110	1929	2,5 / 20	20	
Stopper	1060002	1202		100	Pg. 56-57
	1060005	1212		100	
	1060014	1222		100	
Group Sticker	1060024	1232		100	
Bridged	1020433				

MARKING			
	New Code	Old Code	See Page
Dekafix	1060192	4440	Pg. 175 - 179
	1060194	4442	
	-	9540	
	-	9770	
Roll Label	-	8943-S11	



OPK - C 4 EARTH
Code: 1020436



* MONOBLOCK *

Dimension (mm)	A	B	C	D
	50,5	75,15	34,5	6,6

MATERIAL			
Body	PA6.6	Spring	Stainless Steel
Bridge	Copper	Temp.	-40 °C, +140 °C
Orange Button	PA6.6	Cable Strip L.	9 mm
The Foot Which Contact to the Rail	Brass		

DATA	TSE / CE	UL
Voltage	750 V	300 V
Current	32 A	22 A
Section	4 mm ²	12 AWG
Norm	EN-60947-7-1	UL 1059

COLOURS			
COLOUR	V2 Code	V0 Code	Pcs.
GREY	1020436	1020438	50

ACCESSORIES					
Cross Connection	New Code	Old Code	Section	Pcs.	See Page
	1060111	1930	4 / 2	100	Pg. 58
	1060112	1931	4 / 3	100	
	1060113	1932	4 / 4	50	
	1060114	1933	4 / 10	30	
	1060115	1934	4 / 20	20	
Stopper	1060002	1202		100	Pg. 56-57
	1060005	1212		100	
	1060014	1222		100	
Group Sticker	1060024	1232		100	
Bridged	1020437				

MARKING			
	New Code	Old Code	See Page
Dekafix	1060190	4390	Pg. 175 - 179
	1060194	4442	
	1060432	-	
	-	9540	
Roll Label	-	8943-S11	

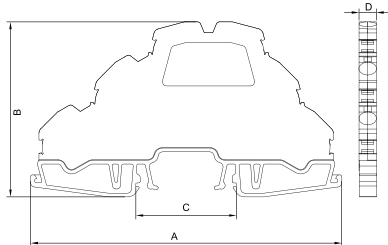
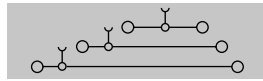
OPK SERIES PUSH-IN CONNECTION TRIPLE RAIL TERMINAL BLOCKS



OPK-3K 2,5

Code: 1020155

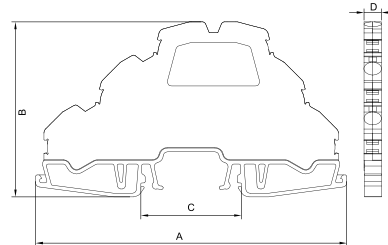
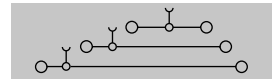
Old Code: 1852



OPK-3K 4

Code: 1020183

Old Code: 1882



Dimension (mm)	A	B	C	D
	106,0	60,0	34,5	5,9

MATERIAL

Body	PA6.6	Spring	Stainless Steel
Bridge	Copper	Temp.	-40 °C, +140 °C
Orange Button	PA6.6	Cable Strip L.	9 mm

DATA	TSE / CE
Voltage	750 V
Current	24 A
Section	2,5 mm ²
Norm	EN-60947-7-1

COLOURS

COLOUR	V2	V2	V0	V0	Pcs.
	New Code	Old Code	New Code	Old Code	
GREY	1020155	1852	1020216	0682	50
CREAM	1020156	1853			50
BLACK	1020157	1854			50
BLUE	1020158	1855			50
BROWN	1020159	1856			50
RED	1020160	1857			50
YELLOW	1020161	1858			50
GREEN	1020162	1859			50

ACCESSORIES

Cross Connection	New Code	Old Code	Section	Pcs.	See Page
	1060106	1925	2,5 / 2	100	Pg. 58
	1060107	1926	2,5 / 3	100	
	1060108	1927	2,5 / 4	75	
	1060109	1928	2,5 / 10	30	
	1060110	1929	2,5 / 20	20	
Stopper	1060002	1202		100	Pg. 56-57
	1060005	1212		100	
	1060014	1222		100	
Group Sticker	1060024	1232		100	
Bridged	1020164	1862			

MARKING

	New Code	Old Code	See Page
Dekafix	1060192	4440	Pg. 175 - 179
	1060194	4442	
	-	9540	
	-	9770	
Roll Label	-	8943-S11	

Dimension (mm)	A	B	C	D
	106,0	60,0	34,5	6,7

MATERIAL

Body	PA6.6	Spring	Stainless Steel
Bridge	Copper	Temp.	-40 °C, +140 °C
Orange Button	PA6.6	Cable Strip L.	9 mm

DATA	TSE / CE
Voltage	750 V
Current	32 A
Section	4 mm ²
Norm	EN-60947-7-1

COLOURS

COLOUR	V2	V2	V0	V0	Pcs.
	New Code	Old Code	New Code	Old Code	
GREY	1020183	1882	1020217	0683	50
CREAM	1020184	1883			50
BLACK	1020185	1884			50
BLUE	1020186	1885			50
BROWN	1020187	1886			50
RED	1020188	1887			50
YELLOW	1020189	1888			50
GREEN	1020190	1889			50

ACCESSORIES

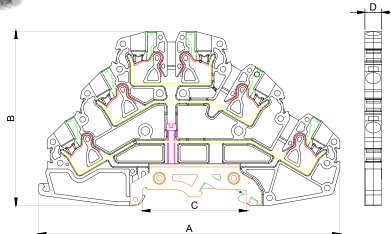
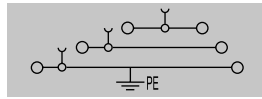
Cross Connection	New Code	Old Code	Section	Pcs.	See Page
	1060111	1930	4 / 2	100	Pg. 58
	1060112	1931	4 / 3	100	
	1060113	1932	4 / 4	50	
	1060114	1933	4 / 10	30	
	1060115	1934	4 / 20	20	
Stopper	1060002	1202		100	Pg. 56-57
	1060005	1212		100	
	1060014	1222		100	
Group Sticker	1060024	1232		100	
Bridged	1020192	1892			

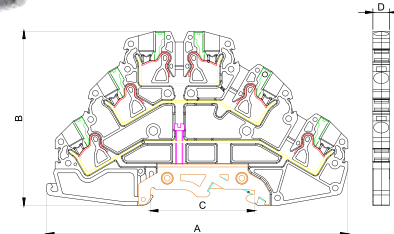
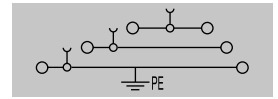
MARKING

	New Code	Old Code	See Page
Dekafix	1060190	4390	Pg. 175 - 179
	1060194	4442	
	1060432	-	
	-	9540	
Roll Label	-	8943-S11	

OPK SERIES PUSH-IN CONNECTION TRIPLE RAIL TERMINAL BLOCKS

OPK-3K 2,5 EARTH

 Code: 1020174
 Old Code: 1872

OPK-3K 4 EARTH

 Code: 1020201
 Old Code: 1902


Dimension (mm)	A	B	C	D
	106,0	60,0	34,5	5,9

MATERIAL			
Body	PA6.6	Spring	Stainless Steel
Bridge	Copper	Temp.	-40 °C, +140 °C
Orange Button	PA6.6	Cable Strip L.	9 mm
The Foot Which Contact to the Rail	Brass		

DATA	TSE / CE
Voltage	750 V
Current	24 A
Section	2,5 mm ²
Norm	EN-60947-7-2

COLOURS					
	V2	V2	V0	V0	
COLOUR	New Code	Old Code	New Code	Old Code	Pcs.
GREY	1020174	1872	1020219	0672	50
CREAM	1020175	1873			50
BLACK	1020176	1874			50
BLUE	1020177	1875			50
BROWN	1020178	1876			50
RED	1020179	1877			50
YELLOW	1020180	1878			50
GREEN	1020181	1879			50

ACCESSORIES					
	New Code	Old Code	Section	Pcs.	See Page
	1060106	1925	2,5 / 2	100	Pg. 58
	1060107	1926	2,5 / 3	100	
	1060108	1927	2,5 / 4	75	
	1060109	1928	2,5 / 10	30	
	1060110	1929	2,5 / 20	20	
	1060002	1202		100	Pg. 56-57
	1060005	1212		100	
	1060014	1222		100	
	1060024	1232		100	

MARKING			
	New Code	Old Code	See Page
	1060192	4440	Pg. 175 - 179
	1060194	4442	
	-	9540	
	-	9770	
	-	8943-S11	

Dimension (mm)	A	B	C	D
	106,0	60,0	34,5	6,7

MATERIAL			
Body	PA6.6	Spring	Stainless Steel
Bridge	Copper	Temp.	-40 °C, +140 °C
Orange Button	PA6.6	Cable Strip L.	9 mm
The Foot Which Contact to the Rail	Brass		


DATA	TSE / CE
Voltage	750 V
Current	32A
Section	4 mm ²
Norm	EN-60947-7-2

COLOURS					
	V2	V2	V0	V0	
COLOUR	New Code	Old Code	New Code	Old Code	Pcs.
GREY	1020201	1902	1020220	0412	50
CREAM	1020202	1903			50
BLACK	1020203	1904			50
BLUE	1020204	1905			50
BROWN	1020205	1906			50
RED	1020206	1907			50
YELLOW	1020207	1908			50
GREEN	1020208	1909			50

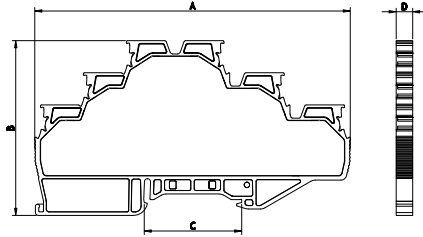
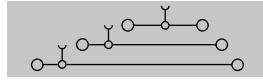
ACCESSORIES					
	New Code	Old Code	Section	Pcs.	See Page
	1060111	1930	4 / 2	100	Pg. 58
	1060112	1931	4 / 3	100	
	1060113	1932	4 / 4	50	
	1060114	1933	4 / 10	30	
	1060115	1934	4 / 20	20	
	1060002	1202		100	Pg. 56-57
	1060005	1212		100	
	1060014	1222		100	
	1060024	1232		100	

MARKING			
	New Code	Old Code	See Page
	1060190	4390	Pg. 175 - 179
	1060194	4442	
	1060432	-	
	-	9540	
	-	8943-S11	


OPK SERIES PUSH-IN CONNECTION TRIPLE RAIL TERMINAL BLOCKS



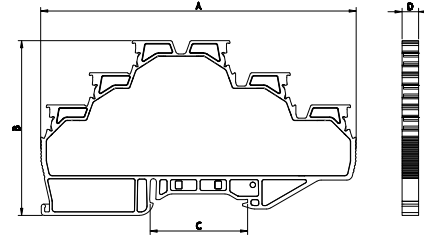
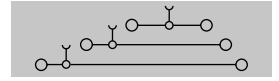
OPK-3K 2,5
Code: 1020565



* MONOBLOCK *



OPK-3K 4
Code: 1020574



Please, contact our sales representatives for different function options

* MONOBLOCK *

Dimension (mm)	A	B	C	D
	111,7	61,9	34,5	5,85

MATERIAL			
Body	PA6.6	Spring	Stainless Steel
Bridge	Copper	Temp.	-40 °C, +140 °C
Orange Button	PA6.6	Cable Strip L.	9 mm

DATA	TSE / CE
Voltage	750 V
Current	24 A
Section	2,5 mm ²
Norm	EN-60947-7-1

COLOURS			
	V2	V0	
COLOUR	Code	Code	Pcs.
GREY	1020565	1020683	50
CREAM	1020566	1020684	50
BLACK	1020567	1020685	50
BLUE	1020568	1020686	50
BROWN	1020569	1020687	50
RED	1020570	1020688	50
YELLOW	1020571	1020689	50
GREEN	1020572	1020690	50

ACCESSORIES					
Cross Connection	New Code	Old Code	Section	Pcs.	See Page
	1060106	1925	2,5 / 2	100	Pg. 58
	1060107	1926	2,5 / 3	100	
	1060108	1927	2,5 / 4	75	
	1060109	1928	2,5 / 10	30	
	1060110	1929	2,5 / 20	20	
Stopper	1060002	1202		100	Pg. 56-57
	1060005	1212		100	
	1060014	1222		100	
Group Sticker	1060024	1232		100	
Bridged	1020583				

MARKING			
	New Code	Old Code	See Page
Dekafix	1060192	4440	Pg. 175 - 179
	1060194	4442	
	-	9540	
	-	9770	
Roll Label	-	8943-S11	

Dimension (mm)	A	B	C	D
	111,7	61,9	34,5	6,65

MATERIAL			
Body	PA6.6	Spring	Stainless Steel
Bridge	Copper	Temp.	-40 °C, +140 °C
Orange Button	PA6.6	Cable Strip L.	9 mm


DATA	TSE / CE
Voltage	750 V
Current	32A
Section	4 mm ²
Norm	EN-60947-7-1

COLOURS			
	V2	V0	
COLOUR	Code	Code	Pcs.
GREY	1020574	1020742	50
CREAM	1020575	1020743	50
BLACK	1020576	1020744	50
BLUE	1020577	1020745	50
BROWN	1020578	1020746	50
RED	1020579	1020747	50
YELLOW	1020580	1020748	50
GREEN	1020581	1020749	50

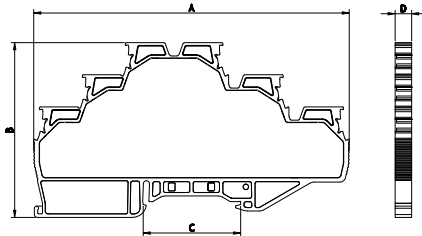
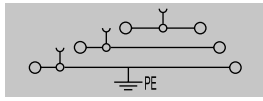
ACCESSORIES					
Cross Connection	New Code	Old Code	Section	Pcs.	See Page
	1060111	1930	4 / 2	100	Pg. 58
	1060112	1931	4 / 3	100	
	1060113	1932	4 / 4	50	
	1060114	1933	4 / 10	30	
	1060115	1934	4 / 20	20	
Stopper	1060002	1202		100	Pg. 56-57
	1060005	1212		100	
	1060014	1222		100	
Group Sticker	1060024	1232		100	
Bridged	1020633				

MARKING			
	New Code	Old Code	See Page
Dekafix	1060190	4390	Pg. 175 - 179
	1060194	4442	
	1060432	-	
	-	9540	
Roll Label	-	8943-S11	

OPK SERIES PUSH-IN CONNECTION TRIPLE RAIL TERMINAL BLOCKS



OPK-3K 2,5 EARTH
Code: 1020627



* MONOBLOCK *

Dimension (mm)	A	B	C	D
	111,7	61,9	34,5	5,85


MATERIAL			
Body	PA6.6	Spring	Stainless Steel
Bridge	Copper	Temp.	-40 °C, +140 °C
Orange Button	PA6.6	Cable Strip L.	9 mm
The Foot Which Contact to the Rail	Brass		

DATA	TSE / CE
Voltage	750 V
Current	24 A
Section	2,5 mm ²
Norm	EN-60947-7-2

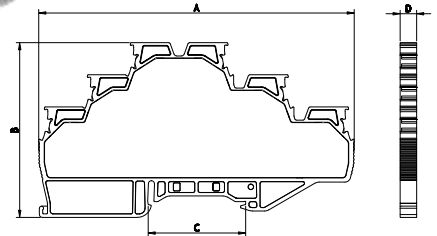
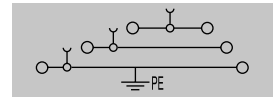
COLOURS			
COLOUR	V2 Code	V0 Code	Pcs.
GREY	1020627	1020736	50

ACCESSORIES					
Cross Connection	New Code	Old Code	Section	Pcs.	See Page
	1060106	1925	2,5 / 2	100	Pg. 58
	1060107	1926	2,5 / 3	100	
	1060108	1927	2,5 / 4	75	
	1060109	1928	2,5 / 10	30	
	1060110	1929	2,5 / 20	20	
Stopper	1060002	1202		100	Pg. 56-57
	1060005	1212		100	
	1060014	1222		100	
Group Sticker	1060024	1232		100	

MARKING			
	New Code	Old Code	See Page
Dekafix	1060192	4440	Pg. 175 - 179
	1060194	4442	
	-	9540	
	-	9770	
Roll Label	-	8943-S11	



OPK-3K 4 EARTH
Code: 1020677



* MONOBLOCK *

Dimension (mm)	A	B	C	D
	111,7	61,9	34,5	6,65

MATERIAL			
Body	PA6.6	Spring	Stainless Steel
Bridge	Copper	Temp.	-40 °C, +140 °C
Orange Button	PA6.6	Cable Strip L.	9 mm
The Foot Which Contact to the Rail	Brass		

DATA	TSE / CE
Voltage	750 V
Current	32A
Section	4 mm ²
Norm	EN-60947-7-2

COLOURS			
COLOUR	V2 Code	V0 Code	Pcs.
GREY	1020677	1020795	50

ACCESSORIES					
Cross Connection	New Code	Old Code	Section	Pcs.	See Page
	1060111	1930	4 / 2	100	Pg. 58
	1060112	1931	4 / 3	100	
	1060113	1932	4 / 4	50	
	1060114	1933	4 / 10	30	
	1060115	1934	4 / 20	20	
Stopper	1060002	1202		100	Pg. 56-57
	1060005	1212		100	
	1060014	1222		100	
Group Sticker	1060024	1232		100	

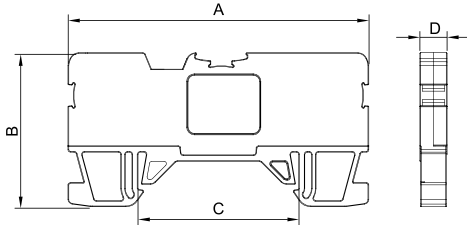
MARKING			
	New Code	Old Code	See Page
Dekafix	1060190	4390	Pg. 175 - 179
	1060194	4442	
	1060432	-	
	-	9540	
Roll Label	-	8943-S11	

OPK SERIES PUSH-IN CONNECTION TERMINAL BLOCKS

**OPK - 1IN / 2OUT - 2,5**

New Code: 1020285

Old Code: 1262



Dimension (mm)	A	B	C	D
	64,8	33,0	34,5	5,9

MATERIAL

Body	PA6.6	Spring	Stainless Steel
Bridge	Copper	Temp.	-40 °C, +140 °C
Orange Button	PA6.6	Cable Strip L.	9 mm

DATA	TSE / CE
Voltage	750 V
Current	24 A
Section	2,5 mm ²
Norm	EN-60947-7-1

COLOURS

COLOUR	V2	V2	V0	V0	Pcs.
	New Code	Old Code	New Code	Old Code	
GREY	1020285	1262	1020295	0662	50
CREAM	1020286	1263			50
BLACK	1020287	1264			50
BLUE	1020288	1265	1020296	0665	50
BROWN	1020289	1266			50
RED	1020290	1267	1020297	0667	50
YELLOW	1020291	1268			50
GREEN	1020292	1269			50

ACCESSORIES

Cross Connection	New Code	Old Code	Section	Pcs.	See Page
	1060106	1925	2,5 / 2	100	Pg. 58
	1060107	1926	2,5 / 3	100	
	1060108	1927	2,5 / 4	75	
	1060109	1928	2,5 / 10	30	
	1060110	1929	2,5 / 20	20	
Stopper	1060002	1202		100	Pg. 56-57
	1060005	1212		100	
	1060014	1222		100	
Group Sticker	1060024	1232		100	

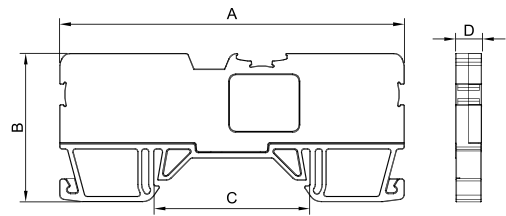
MARKING

	New Code	Old Code	See Page
Dekafix	1060192	4440	Pg. 175 - 179
	1060194	4442	
	-	9540	
	-	9770	
Roll Label	-	8943-S11	

**OPK - 2IN / 2OUT - 2,5**

New Code: 1020275

Old Code: 1252



Dimension (mm)	A	B	C	D
	77,3	33,3	34,5	5,9

MATERIAL

Body	PA6.6	Spring	Stainless Steel
Bridge	Copper	Temp.	-40 °C, +140 °C
Orange Button	PA6.6	Cable Strip L.	9 mm

DATA	TSE / CE
Voltage	750 V
Current	24 A
Section	2,5 mm ²
Norm	EN-60947-7-1

COLOURS


COLOUR	V2	V2	V0	V0	Pcs.
	New Code	Old Code	New Code	Old Code	
GREY	1020275	1252	1020294	0652	50
CREAM	1020276	1253			50
BLACK	1020277	1254			50
BLUE	1020278	1255			50
BROWN	1020279	1256			50
RED	1020280	1257			50
YELLOW	1020281	1258			50
GREEN	1020282	1259			50

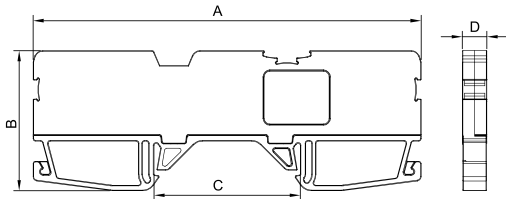
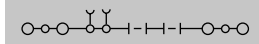
ACCESSORIES

Cross Connection	New Code	Old Code	Section	Pcs.	See Page
	1060106	1925	2,5 / 2	100	Pg. 58
	1060107	1926	2,5 / 3	100	
	1060108	1927	2,5 / 4	75	
	1060109	1928	2,5 / 10	30	
	1060110	1929	2,5 / 20	20	
Stopper	1060002	1202		100	Pg. 56-57
	1060005	1212		100	
	1060014	1222		100	
Group Sticker	1060024	1232		100	

MARKING

	New Code	Old Code	See Page
Dekafix	1060192	4440	Pg. 175 - 179
	1060194	4442	
	-	9540	
	-	9770	
Roll Label	-	8943-S11	

OPK SERIES PUSH-IN TEST TERMINAL BLOCKS

OPK - 2IN/2OUT - 2,5

 New Code: 1020265
 Old Code: 1242


Dimension (mm)	A	B	C	D
	91,8	33,0	34,5	5,9

MATERIAL			
Body	PA6.6	Spring	Stainless Steel
Bridge	Copper	Temp.	-40 °C, +140 °C
Orange Button	PA6.6	Cable Strip L.	9 mm

DATA	TSE / CEw
Voltage	750 V
Current	24 A
Section	2,5 mm ²
Norm	EN-60947-7-1

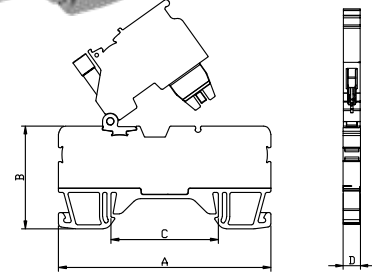
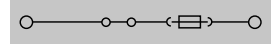
COLOURS					
COLOUR	V2 New Code	V2 Old Code	V0 New Code	V0 Old Code	Pcs.
GREY	1020265	1242	1020293	0642	50
CREAM	1020266	1243			50
BLACK	1020267	1244			50
BLUE	1020268	1245			50
BROWN	1020269	1246			50
RED	1020270	1247			50
YELLOW	1020271	1248			50
GREEN	1020272	1249			50

ACCESSORIES					
Cross Connection	New Code	Old Code	Section	Pcs.	See Page
	1060106	1925	2,5 / 2	100	Pg. 58
	1060107	1926	2,5 / 3	100	
	1060108	1927	2,5 / 4	75	
	1060109	1928	2,5 / 10	30	
	1060110	1929	2,5 / 20	20	
Stopper	1060002	1202		100	Pg. 56-57
	1060005	1212		100	
	1060014	1222		100	
Group Sticker	1060024	1232		100	

MARKING			
	New Code	Old Code	See Page
Dekafix	1060192	4440	Pg. 175 - 179
	1060194	4442	
	-	9540	
	-	9770	
Roll Label	-	8943-S11	

OPK SERIES PUSH-IN FUSED TERMINAL BLOCKS

OPK - S 2,5

 New Code: 1020223
 Old Code: 2482


Dimension (mm)	A	B	C	D
	68,3	33,0	34,5	5,9

MATERIAL			
Body	PA6.6	Spring	Stainless Steel
Bridge	Copper	Temp.	-40 °C, +140 °C
Orange Button	PA6.6	Cable Strip L.	9 mm

DATA	TSE / CEw
Voltage	750 V
Current	6,3 A
Section	2,5 mm ²
Norm	EN-60947-7-1

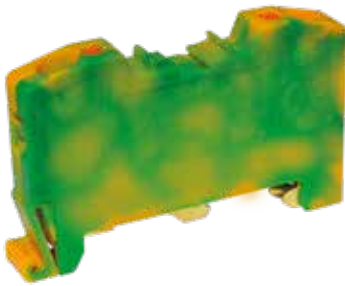
COLOURS				VOLTAGE		
COLOUR	V2 New Code	V2 Old Code	Pcs.	Volt	New Code	Old Code
GREY	1020223	2482	50	Empty	1020223	2482
CREAM	1020224	2483	50	Bar	1020232	2492
BLACK	1020225	2484	50	12 V AC/DC LED	1020236	2502
BLUE	1020226	2485	50	24 V AC/DC LED	1020245	2512
BROWN	1020227	2486	50	48 V AC/DC LED	1020254	2532
RED	1020228	2487	50	110 V AC/DC LED	1020256	2552
YELLOW	1020229	2488	50	220 V AC/DC LED	1020258	2562
GREEN	1020230	2489	50			

ACCESSORIES					
Cross Connection	New Code	Old Code	Section	Pcs.	See Page
	1060106	1925	2,5 / 2	100	Pg. 58
	1060107	1926	2,5 / 3	100	
	1060108	1927	2,5 / 4	75	
	1060109	1928	2,5 / 10	30	
	1060110	1929	2,5 / 20	20	
Stopper	1060002	1202		100	Pg. 56-57
	1060005	1212		100	
	1060014	1222		100	
Group Sticker	1060024	1232		100	
Glass Fuse	WE-FS-52	-		100	-

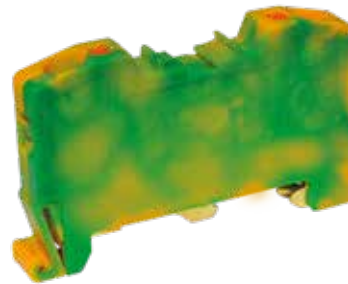
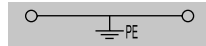
5x20 mm Glass Fuse
(0.2.....10A Please inform amp.)

MARKING			
	New Code	Old Code	See Page
Dekafix	1060192	4440	Pg. 175 - 179
	1060194	4442	
	-	9540	
	-	9770	

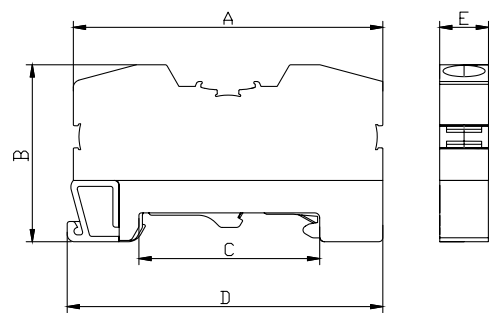
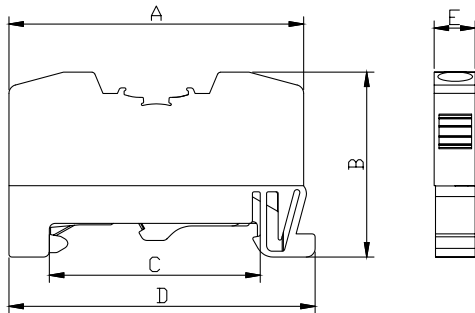
OPK SERIES PUSH-IN CONNECTION EARTH RAIL TERMINAL BLOCKS



OTK - 4
New Code: 1020299
Old Code: 1199



OTK - 10
New Code: 1020300
Old Code: 1200



Dimension (mm)	A	B	C	D	E
	51,0	31,8	34,5	52,6	7,1

MATERIAL			
Body	PA6.6	Spring	Stainless Steel
Bridge	Copper	Temp.	-40 °C, +140 °C
Orange Button	PA6.6	Cable Strip L.	9 mm
The Foot Which Contact to the Rail	Brass		

DATA	TSE / CE
Voltage	750 V
Section	4 mm ²
Norm	EN-60947-7-2

COLOURS			
COLOUR	New Code	Old Code	Pcs.
CAMOUFLAGE	1020299	1199	100

ACCESSORIES			
	New Code	Old Code	See Page
Stopper	1060002	1202	Pg. 56-57
	1060005	1212	
	1060014	1222	
Group Sticker	1060024	1232	

MARKING			
	New Code	Old Code	See Page
Dekafix	1060190	4390	Pg. 175 - 179
	1060194	4442	
	-	9540	
	-	9770	
Roll Label	-	8943-S11	

Dimension (mm)	A	B	C	D	E
	62,5	36,5	34,5	64,5	10,0

MATERIAL			
Body	PA6.6	Spring	Stainless Steel
Bridge	Copper	Temp.	-40 °C, +140 °C
Orange Button	PA6.6	Cable Strip L.	12 mm
The Foot Which Contact to the Rail	Brass		

DATA	TSE / CE
Voltage	750 V
Section	10 mm ²
Norm	EN-60947-7-2

COLOURS			
COLOUR	New Code	Old Code	Pcs.
CAMOUFLAGE	1020300	1200	100

ACCESSORIES			
	New Code	Old Code	See Page
Stopper	1060002	1202	Pg. 56-57
	1060005	1212	
	1060014	1222	
Group Sticker	1060024	1232	

MARKING			
	New Code	Old Code	See Page
Dekafix	1060188	2630	Pg. 175 - 179
	1060194	4442	
	-	9540	
	-	9770	
Roll Label	-	8943-S11	

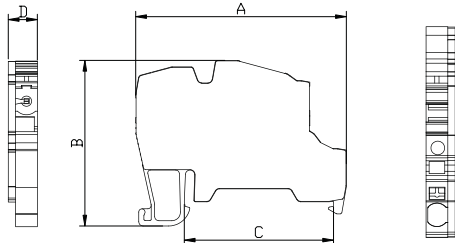
PUSH-IN TERMINAL BLOCK FOR PCB CONNECTION



PC-P 2,5

New Code: 1020302

Old Code: 0382



Dimension (mm)	A	B	C	D
	49,0	38,5	34,5	6,7

MATERIAL

Body	PA6.6	Spring	Stainless Steel
Bridge	Copper	Temp.	-40 °C, +140 °C
Orange Button	PA6.6	Cable Strip L.	10 mm

DATA	TSE / CE
Voltage	500 V
Current	17,5 A
Section	2,5 mm ²
Norm	EN-60947-7-1

COLOURS

COLOUR	V2	V2	V0	V0	Pcs.
	New Code	Old Code	New Code	Old Code	
GREY	1020302	0382	1020304	0322	50
CREAM		0383		0323	50
BLACK		0384		0324	50
BLUE		0385		0325	50
BROWN		0386		0326	50
RED		0387		0327	50
YELLOW		0388		0328	50
GREEN		0389		0329	50



ACCESSORIES

Cross Connection	New Code	Old Code	Section	Pcs.	See Page
	1060106	1925	2,5 / 2	100	Pg. 58
	1060107	1926	2,5 / 3	100	
	1060108	1927	2,5 / 4	75	
	1060109	1928	2,5 / 10	30	
	1060110	1929	2,5 / 20	20	
Stopper	1060002	1202		100	Pg. 56-57
	1060005	1212		100	
	1060014	1222		100	
Group Sticker	1060024	1232		100	
PCB-N End Plate	1020301	0352		10	
PCB-N End Plate (V0)	1020303	0312		10	

MARKING

	New Code	Old Code	See Page
Dekafix	1060192	4440	Pg. 175 - 179
	1060194	4442	
	-	9540	
	-	9770	
Roll Label	-	8943-S11	

SOCKET TERMINAL FEMALE 5,08 MM



SBDK 5,08

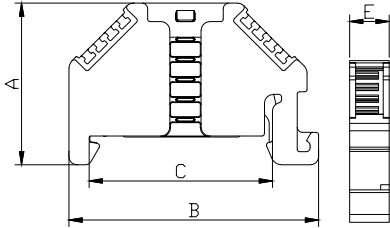
PIN NUMBER	Blue Order No.	Green Order No.	Pcs. Box
2	10.202	11.202	200
3	10.203	11.203	100
4	10.204	11.204	100
5	10.205	11.205	100
6	10.206	11.206	100
7	10.207	11.207	100
8	10.208	11.208	100
9	10.209	11.209	100
10	10.210	11.210	50
11	10.211	11.211	50
12	10.212	11.212	50

MRK AND OPK SERIES SCREWLESS STOPPER



Screwless Stopper

New Code: 1060002
Old Code: 1202



Dimension (mm)	A	B	C	D
	30,7	47,4	34,5	7,5

MATERIAL

Body	PA	Temp.	-40 °C, +140 °C
Screw	Stainless Steel	Pcs	100

MARKING

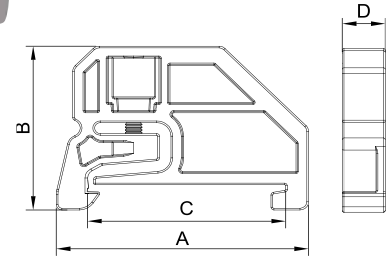
Dekafix	New Code	Old Code	See Page
	1060188	2630	Pg. 175 - 179
1060190	4390		
1060192	4440		
1060194	4442		
1060198	5443		
-	9540		
-	9770		

MRK AND OPK SERIES MINI STOPPER



Mini Stopper

New Code: 1060014
Old Code: 1222



Dimension (mm)	A	B	C	D
	43,0	30,0	34,5	7,5

MATERIAL

Body	PA	Temp.	-40 °C, +140 °C
Screw	Steel	Pcs	100

MARKING

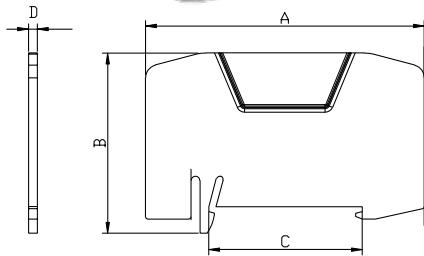
Dekafix	New Code	Old Code	See Page
	1060190	4390	Pg. 175 - 179
1060192	4440		
1060194	4442		
1060198	5443		
-	9540		
-	9770		

OPK SERIES SEPARATION PLATE



OPK Series Separation Plate

New Code: 1060053
Old Code: 0592



Dimension (mm)	A	B	C	D
	63,5	41,3	34,5	2,0

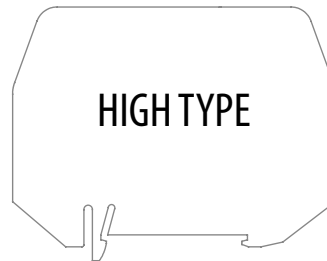
MATERIAL

Body	PA	Temp.	-40 °C, +140 °C
Pcs	25		

COLOURS

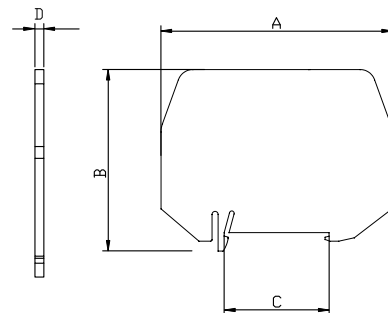
COLOUR	New Code	Old Code	Pcs.
GREY	1060053	0592	25
RED	1060054	0597	25

MRK AND OPK SERIES SEPARATION PLATE



Separation Plate

Code: 0999



Dimension (mm)	A	B	C	D
	76,0	60,0	34,5	0,7

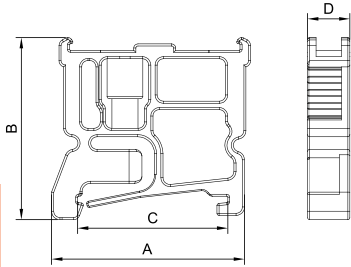
MATERIAL

Body	PET (FF)	Temp.	-40 °C, +140 °C
Pcs	25		

MRK AND OPK SERIES BIG STOPPER



Big Stopper
New Code: 1060005
Old Code: 1212



It can be marked by "ONKA-8920-736SE/SB" sticker.

Dimension (mm)	A	B	C	D
	44,6	43,5	34,5	9,8

MATERIAL

Body	PA	Temp.	-40 °C, +140 °C
Screw	Steel	Pcs	100

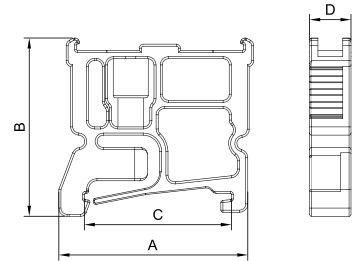
MARKING

	New Code	Old Code	See Page
	Dekafix	1060190	4390
	1060192	4440	
	1060194	4442	
	1060198	5443	
	-	9540	
	-	9770	

MRK AND OPK SERIES BIG STOPPER



Stopper With Group Sticker
New Code: 1060024
Old Code: 1232



It can be marked by "ONKA-8920-736SE/SB" sticker.

Dimension (mm)	A	B	C	D
	44,6	43,5	34,5	9,8

MATERIAL

Body	PA	Temp.	-40 °C, +140 °C
Screw	Steel	Pcs	100

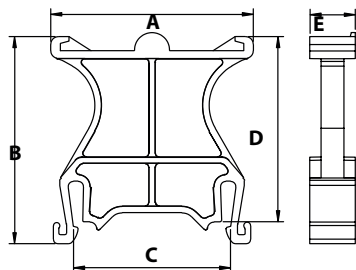
MARKING

	New Code	Old Code	See Page
	Dekafix	1060190	4390
	1060192	4440	
	1060194	4442	
	1060198	5443	
	-	9540	
	-	9770	

GROUP LABEL



Group Label
Code: 1060500



It can be marked by "ONKA-8920-736SE/SB" sticker.

Dimension (mm)	A	B	C	D	E
	44,5	45,5	34,5	40,7	10

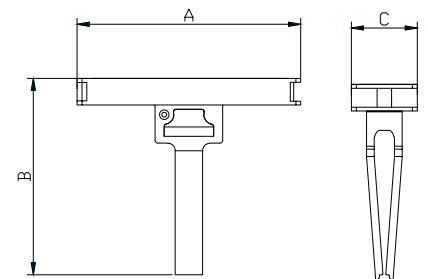
MATERIAL

Body	PA 6.6	Pcs	100
Temp.	-40 °C, +140 °C		

GROUP MARKER



Group Marker
New Code: 1060093
Old Code: 1482



Dimension (mm)	A	B	C
	46,2	40,6	13,6

MATERIAL

Body	PC	Temp.	-40 °C, +140 °C
Pcs	100		

OPK SERIES CROSS CONNECTIONS


MATERIAL	
Isolation	PA 6.6
Body	Brass
Covering	Tin

Note: All 1,5 mm², 2,5 mm² and 4 mm² cross connections can be both used for MRK and OPK Series.


For the Slim Series, please check the relevant product accessories section.

COLOUR	NEW CODE	OLD CODE	TYPE	PCS
Orange	1060101	1920	1.5 x 2	100
Orange	1060102	1921	1.5 x 3	100
Orange	1060103	1922	1.5 x 4	100
Orange	1060104	1923	1.5 x 10	30
Orange	1060105	1924	1.5 x 20	20
Orange	1060106	1925	2.5 x 2	100
Orange	1060107	1926	2.5 x 3	100
Orange	1060108	1927	2.5 x 4	75
Orange	1060109	1928	2.5 x 10	30
Orange	1060110	1929	2.5 x 20	20
Orange	1060111	1930	4 x 2	100
Orange	1060112	1931	4 x 3	100
Orange	1060113	1932	4 x 4	50
Orange	1060114	1933	4 x 10	30
Orange	1060115	1934	4 x 20	20
Red	1060126	1945	6 x 2	100
Red	1060127	1946	6 x 3	50
Red	1060128	1947	6 x 4	50
Red	1060129	1948	6 x 10	15
Red	1060130	1949	6 x 20	10
Red	1060131	1950	10 x 2	100
Red	1060132	1951	10 x 3	50
Red	1060133	1952	10 x 4	50
Red	1060134	1953	10 x 10	15
Red	1060135	1954	10 x 20	10
Red	1060136	1955	16 x 2	10
Red	1060137	1956	16 x 3	10
Red	1060138	1957	16 x 4	10
Red	1060139	1958	16 x 10	10
Red	1060140	1959	35 x 2	10
Red	1060141	1960	35 x 3	10
Red	1060142	1961	35 x 4	10
Red	1060143	1962	35 x 10	10


USED ONLY WITH OPK SERIES



Monolithic insulated body provides high durability to the conductor busbar




Due to the channels on the comb bridge, it gives the chance to be cut from the center of the pin gap
This feature is valid with 10 and 20 pin bridges



It can be easily disassembled with a screwdriver, by the help of the notch over the bridge

A secure connection with the bridle part



Continuous and safe contact from four points due to the diagonal structure of the pins



Range of Products;

- *MPK Series Push-In connection mini terminal blocks*
- *MPK Series Push-In connection mini earth terminal blocks*
- *MPK Series Push-In connection bridged mini terminal blocks*
- *MPK Series Screwless stopper*
- *MPK Series Stopper & end Bracket (Rail Mountable)*
- *MPK Series Stopper & end Bracket (Ground Mountable)*

MPK SERIES

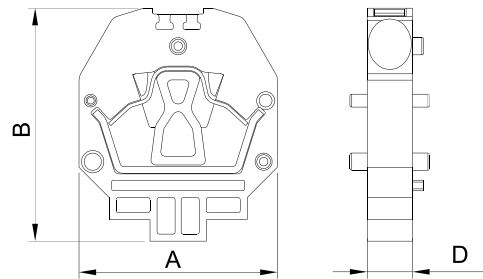
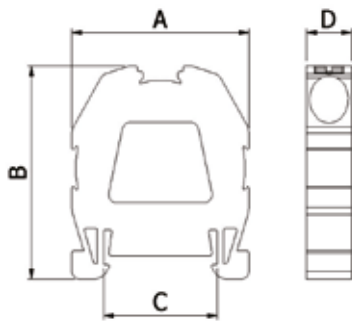
MPK SERIES PUSH-IN CONNECTION MINI TERMINAL BLOCKS



MPK 2,5
Closed Type
New Code: 1020306
Old Code: 1422



MPK 2,5
Open Type
New Code: 1020327
Old Code: 1462



* MONOBLOCK *

Dimension (mm)	A	B	C	D
	23,0	26,4	15,0	5,9

MATERIAL			
Body	PA6.6	Spring	Stainless Steel
Bridge	Copper	Temp.	-40 °C, +140 °C
Orange Button	PA6.6	Cable Strip L.	8 mm

DATA	TSE / CE
Voltage	750 V
Current	24 A
Section	2,5 mm ²
Norm	EN-60947-7-1

COLOURS			
COLOUR	New Code	Old Code	Pcs.
GREY	1020306	1422	100
CREAM	1020307	1423	100
BLACK	1020308	1424	100
BLUE	1020309	1425	100
BROWN	1020310	1426	100
RED	1020311	1427	100
YELLOW	1020312	1428	100
GREEN	1020313	1429	100

ACCESSORIES			
	New Code	Old Code	See Page
Stopper	1060084	1472	Pg. 62
	1100110	4247	
Rail	1100115	4252	Pg. 121
	1100055	4102	
	1100060	4112	

MARKING			
Dekafix	New Code	Old Code	See Page
	-	9540	Pg. 178

Dimension (mm)	A	B	D
	23,0	27,0	5,3

MATERIAL			
Body	PA6.6	Spring	Stainless Steel
Bridge	Copper	Temp.	-40 °C, +140 °C
Orange Button	PA6.6	Cable Strip L.	8 mm

DATA	TSE / CE
Voltage	750 V
Current	24 A
Section	2,5 mm ²
Norm	EN-60947-7-1

COLOURS			
COLOUR	New Code	Old Code	Pcs.
GREY	1020327	1462	100
CREAM	1020328	1463	100
BLACK	1020329	1464	100
BLUE	1020330	1465	100
BROWN	1020331	1466	100
RED	1020332	1467	100
YELLOW	1020333	1468	100
GREEN	1020334	1469	100

ACCESSORIES			
	New Code	Old Code	See Page
Stopper	1060034	1442	Pg. 62
	1060043	1452	
Rail	1100110	4247	Pg. 121
	1100115	4252	
	1100055	4102	
	1100060	4112	

MARKING			
Dekafix	New Code	Old Code	See Page
	-	9540	Pg. 178


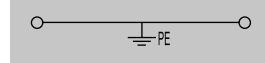


MPK SERIES PUSH-IN CONNECTION EARTH MINI TERMINAL BLOCKS

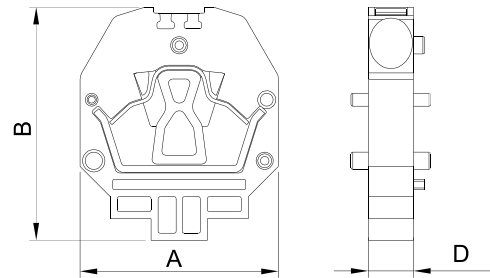
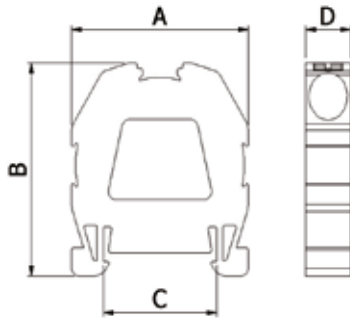
MPK SERIES PUSH-IN CONNECTION BRIDGED MINI TERMINAL BLOCKS



**MPK 2,5 (Earth)
Closed Type**
New Code: 1020335
Old Code: 1470



**MPK 2,5 (Bridged)
Open Type**
New Code: 1020315
Old Code: 1432



* MONOBLOCK *



The price is determined by the number of bridged terminal blocks included in the set.

Dimension (mm)	A	B	C	D
	23,0	26,4	15,0	5,9

Dimension (mm)	A	B	D
	23,0	27,0	5,3

MATERIAL			
Body	PA6.6	Spring	Stainless Steel
Bridge	Copper	Temp.	-40 °C, +140 °C
Orange Button	PA6.6	Cable Strip L.	8 mm
The Foot Which Contact to the Rail	Brass		

MATERIAL			
Body	PA6.6	Spring	Stainless Steel
Bridge	Copper	Temp.	-40 °C, +140 °C
Orange Button	PA6.6	Cable Strip L.	8 mm

DATA	TSE / CE
Voltage	750 V
Current	24 A
Section	2,5 mm ²
Norm	EN-60947-7-1

DATA	TSE / CE
Voltage	750 V
Current	24 A
Section	2,5 mm ²
Norm	EN-60947-7-1

COLOURS			
COLOUR	New Code	Old Code	Pcs.
CAMOUFLAGE	1020335	1470	100

COLOURS			
COLOUR	New Code	Old Code	Pcs.
GREY	1020315	1432	100
CREAM	1020316	1433	100
BLACK	1020317	1434	100
BLUE	1020318	1435	100
BROWN	1020319	1436	100
RED	1020320	1437	100
YELLOW	1020321	1438	100
GREEN	1020322	1439	100

ACCESSORIES			
	New Code	Old Code	See Page
Stopper	1060084	1472	Pg. 62
Rail	1100110	4247	Pg. 121
	1100115	4252	
	1100055	4102	
	1100060	4112	

ACCESSORIES			
	New Code	Old Code	See Page
Stopper	1060034	1442	Pg. 62
	1060043	1452	
Rail	1100110	4247	Pg. 121
	1100115	4252	
	1100055	4102	
	1100060	4112	

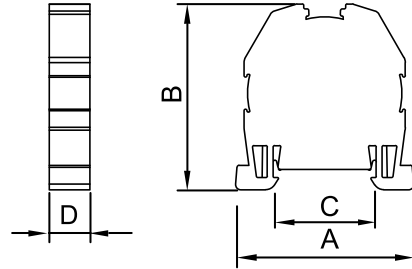
MARKING			
Dekafix	New Code	Old Code	See Page
	-	9540	Pg. 178

MARKING			
Dekafix	New Code	Old Code	See Page
	-	9540	Pg. 178

MPK SERIES SCREWLESS STOPPER



MPK Stopper
New Code: 1060084
Old Code: 1472



COLOURS			
COLOUR	New Code	Old Code	Pcs.
GREY	1060084	1472	100
CREAM	1060085	1473	100
BLACK	1060086	1474	100
BLUE	1060087	1475	100
BROWN	1060088	1476	100
RED	1060089	1477	100
YELLOW	1060090	1478	100
GREEN	1060091	1479	100

Dimension (mm)	A	B	C	D
	23	26,5	14,7	5,8

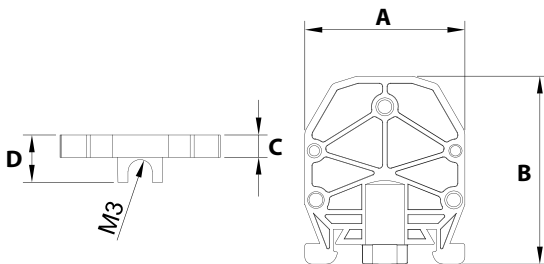
MATERIAL			
Body	PA6.6	Temp.	-40 °C, +140 °C
Metal Leg	Steel	Pcs	25

MARKING			
Dekafix	New Code	Old Code	See Page
	-	9540	Pg. 178

MPK SERIES STOPPER & END BRACKET (GROUND MOUNTABLE)



MPK Stopper & End Bracket
New Code: 1060034
Old Code: 1442

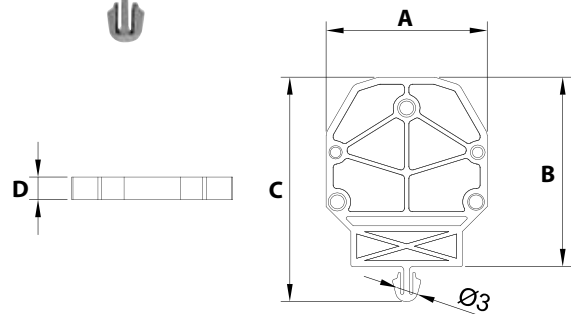


Dimension (mm)	A	B	C	D
	23,2	27,1	3,2	6,8

MATERIAL			
Body	PA6.6	Temp.	-40 °C, +140 °C
Pcs	100		




MPK Stopper & End Bracket
New Code: 1060043
Old Code: 1452



Dimension (mm)	A	B	C	D
	23,2	27,1	32,1	3,2

MATERIAL			
Body	PA6.6	Temp.	-40 °C, +140 °C
Pcs	100		



ELECTRONIC TERMINAL BLOCKS & RELAY MODULES

Range of Products;

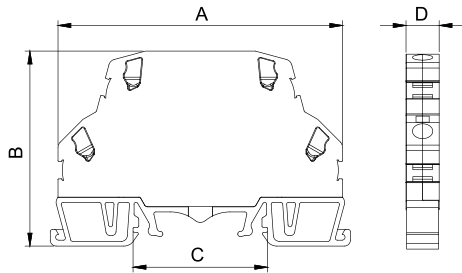
- Push-in connection electronic terminal blocks relays
- Lamp testing modules
- Lamp testing modules
- Diode cards
- Optocoupler modules
- Relay cords

ELECTRONIC T. BLOCKS RELAY MODULES

PUSH-IN ELECTRONIC TERMINAL BLOCKS RELAYS



PUSH IN



Dimension (mm)	A	B	C	D
	73,0	50,0	34,5	8,5

MATERIAL

Body	PA6.6 v2	Spring	Stainless Steel
Bridge	Copper	Temp.	-40 °C, +140 °C
Orange Button	PA6.6 v2	Cable Strip L.	9 mm

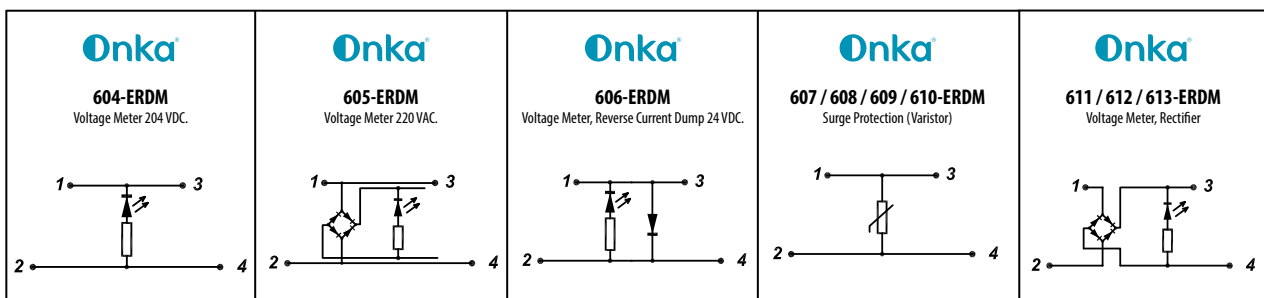
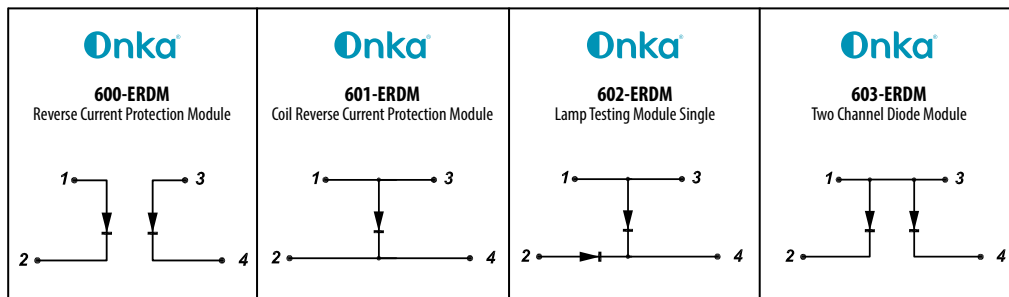
ACCESSORIES

	New Code	Old Code	See Page
Stopper	1060002	1202	Pg. 56-57
	1060005	1212	
	1060014	1222	
Group Sticker	1060024	1232	

MARKING

	New Code	Old Code	See Page
Dekafix	1060192	4440	Pg. 175 - 179
	1060194	4442	
	-	9540	
	-	9770	

NEW CODE	OLD CODE	DESCRIPTIONS
1050026	ONKA-600-ERDM	Reverse Current Protection Module
1050027	ONKA-601-ERDM	Coil Reverse Current Protection Module
1050028	ONKA-602-ERDM	Lamp Testing Module Single
1050029	ONKA-603-ERDM	Two Channel Diode Module
1050030	ONKA-604-ERDM	Voltage Meter 204 VDC.
1050031	ONKA-605-ERDM	Voltage Meter 220 VAC.
1050032	ONKA-606-ERDM	Voltage Meter, Reverse Current Dump 24 VDC.
1050033	ONKA-607-ERDM	Surge Protection (Varistor) 30 V.
1050034	ONKA-608-ERDM	Surge Protection (Varistor) 75 V.
1050035	ONKA-609-ERDM	Surge Protection (Varistor) 130 V.
1050036	ONKA-610-ERDM	Surge Protection (Varistor) 275 V.
1050037	ONKA-611-ERDM	Voltage Meter, Rectifier 24 VAC.
1050038	ONKA-612-ERDM	Voltage Meter, Rectifier 110 VAC.
1050039	ONKA-613-ERDM	Voltage Meter, Rectifier 220 VAC.



ELECTRONIC TERMINAL BLOCKS

PUSH IN



600 Reverse Current Protection Module Coil Reverse Current Protection Module 601

Description: Prevents reverse current in case of DC voltage. When connection of coil circuit is cut off, if any contactor, relay or valve is used in DC current, reverse electromotive force which reaches 1000V can be generated. The reverse electromotive force can damage to circuit. This incident is faced in case of coils used in DC current.

602 Lamp Testing Module One Channel Lamp Testing Module Two Channel 603

Description: Controls whether the lamps in the signal circuits are stable. Signal lamps in electrical panels or leds in mimic diagrams used in large facilities. However, in case of lamp or led failure, any problem in facilities cannot be emerged. Therefore stability of these lamps or leds need to be tested periodically. The testing can be applied by a button on lamp testing card. It is preferred because it is terminal connection where the diode is needed. Diodes are used as 1a and 700v.

604 - 605 Voltage Meter

Description: Indicates the on/off action with led for 24VDC or 220VAC in electrical systems

606 Voltage Meter, Reverse Current Dump

Description: Indicates the on/off action with led for 24VDC in electrical systems. Additionally, protects coil with diode inside against inverse current.

**607 - 608 Surge protection (Varistor) 30VAC-75VAC-130VAC-275VAC
609 - 610**

Description: Varistor is a resistor. Its resistance can change depends on voltage. Therefore, shunt connection is made for circuit which is protected. In case of over voltage, short circuit generated and fuse blown.

**611-612 Voltage Meter, Rectifier 24-110-220VAC
613**

Description: AC current from No: 1 and No: 2 terminals is transmitted to DC current and conducted to No: 3 and No: 4 terminals. This transmission is controlled with led indication.

ELECTRONIC MODULES

101 ... 107 Diode Cards



Description: Manufactured in 7 different types as 6, 12, 14 channels common anode, 14 channels common cathode 22 channel anode and cathode. Diodes are used as 1A and 700V.

120 - 121 Lamp Testing Card



Description: Controls the signal lamp in the machine or electric panel. They are manufactured as 8 channels and 16 channels.

130 ... 132 Optocoupler Modules



Description: In PLC or micro processor systems it protects the processor and PLC by electrically isolating the electronic circuit from the power circuit. This card is used as micro processor input and output it is 4 channels. It is isolated in both circuits. The work is followed by the led on.

255 ... 405 Relay Modules



Description: Relay is a must for control panels. In our manufacture these relays are manufactured as start with led reverse current protection diode. More effective than the individual used relays. Also cheaper by decreasing of relay number. They are manufactured as 2, 4, 8, 16 channels and 24 VDC, 220 VAC. This type is manufactured as with socket.

LAMP TESTING, DIODE CARDS, OPTOCOUPLER MODULES

LAMP TESTING MODULES



NEW CODE	OLD CODE	DESCRIPTIONS
1050008	ONKA-120-ELT8	Lamp Testing Card 8 Channels
1050010	ONKA-122-ELT11	Lamp Testing Card 11 Channels
1050009	ONKA-121-ELT16	Lamp Testing Card 16 Channels

DIODE CARDS



NEW CODE	OLD CODE	DESCRIPTIONS
1050001	ONKA-101-EDM6	Diode Card 6 Channels
1050002	ONKA-102-EDM8	Diode Card 8 Channels
1050003	ONKA-103-EDM12	Diode Card 12 Channels
1050004	ONKA-104-EDM14A	Diode Card 14 Channels Anode
1050005	ONKA-105-EDM14K	Diode Card 14 Channels Anode
1050006	ONKA-106-EDM22A	Diode Card 22 Channels Anode
1050007	ONKA-107-EDM22K	Diode Card 22 Channels Anode

OPTOCOUPLER MODULES



NEW CODE	OLD CODE	DESCRIPTIONS
1050011	ONKA-130-EOM-4	Optocoupler Card 4 Channels, 5VDC Input, 24 VDC, NPN
1050012	ONKA-131-EOM-4	Optocoupler Card 4 Channels, 12 VAC / DC Input, 24 VDC, NPN
1050013	ONKA-132-EOM-4	Optocoupler Card 4 Channels, 12 VAC / DC Input, 24 VDC, NPN

RELAY CARDS

SINGLE CONTACT , 2 MODULES




NEW CODE	OLD CODE	DESCRIPTION
1050014	ONKA-255-E24RMTS2 (+)	Single Contact 16 A. Relay Module Socket "+ Common" 24 VDC
1050015	ONKA-257-E24RMTS2 (-)	Single Contact 16 A. Relay Module Socket "- Common" 24 VDC
1050016	ONKA-265-E220RMTSO2	Single Contact 16 A. Relay Module Socket 220 VAC

SINGLE CONTACT , 4 MODULES




NEW CODE	OLD CODE	DESCRIPTION
1050017	ONKA-305-E24RMTS4 (+)	Single Contact 16 A. Relay Module Socket "+ Common" 24 VDC
1050018	ONKA-307-E24RMTS4 (-)	Single Contact 16 A. Relay Module Socket "- Common" 24 VDC
1050019	ONKA-315-E220RMTSO4	Single Contact 16 A. Relay Module Socket 220 VAC.

SINGLE CONTACT , 8 MODULES



NEW CODE	OLD CODE	DESCRIPTION
1050020	ONKA-355-E24RMTS8 (+)	Single Contact 16 A. Relay Module Socket "+ Common" 24 VDC
1050021	ONKA-357-E24RMTS8 (-)	Single Contact 16 A. Relay Module Socket "- Common" 24 VDC
1050022	ONKA-365-E220RMTSO8	Single Contact 16 A. Relay Module Socket 220 VAC.

SINGLE CONTACT , 16 MODULES



NEW CODE	OLD CODE	DESCRIPTION
1050023	ONKA-401-E24RMTS16 (+)	Single Contact 16 A. Relay Module Socket "+ Common" 24 VDC
1050024	ONKA-403-E24RMTS16 (-)	Single Contact 16 A. Relay Module Socket "- Common" 24 VDC
1050025	ONKA-405-E220RMTSO16	Single Contact 16 A. Relay Module Socket 220 VAC.

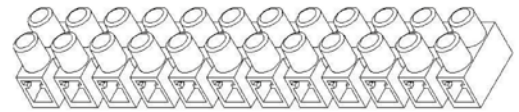

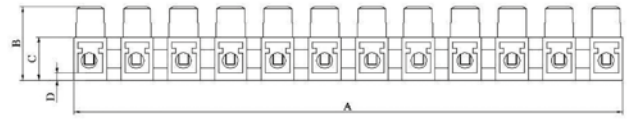


Range of Products;

- Polypropylen plastic terminal strips
- Polyamide terminal strips
- Polycarbon terminal strips
- Modular socket connectors
- Modular equipment terminal strips
- Steatite Connectors
- Junction box terminal
- Wire nut connector
- Push-in wire connector
- Transformer terminal blocks
- Mini connectors (for aspirator)
- Telescopic connection terminal for Cu-Busbars (With pallet)
- Connection terminals for Cu- Busbars (Spring)

TERMINAL STRIPS SOCKET CONNECTORS STEATITE CONNECTORS OTHER TERMINALS

POLYPROPYLENE PLASTIC TERMINAL STRIPS



Note: The mounting hole in the center is produced as **rounded**.

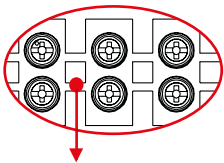
MATERIAL

Isolation Material	PP
Contact	CK45 Steel
Work Temperature	(-20 °C, +85 °C)
Connection Type	Screw / Steel
Norm	EN-60998-2-1

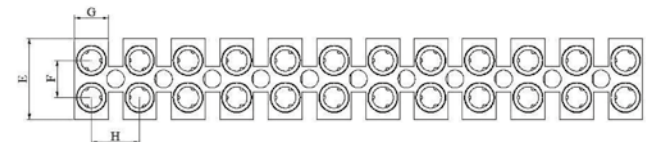
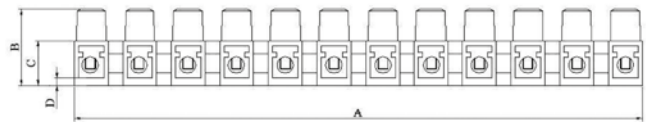
DESCRIPTIONS

NEW CODE	OLD CODE	No.	Pole	Torque (Nm)	C.Strip L. (mm)	Section (mm ²)	Current (A)	Voltage (V)	A (mm)	B (mm)	C (mm)	D (mm)	E (mm)	F (mm)	G (mm)	H (mm)	Pcs.
1070015	5000	No.0	12	0,4	6,0	0,75 -1,5	17,5	400	91,2	13,8	8,8	2	14,8	6	5,4	7,8	100
1070016	5001	No.1	12	0,5	6,0	2,5 - 4	32,0	400	116	16,6	9,75	2,4	18,8	7,6	6,55	9,95	50
1070017	5002	No.2	12	0,8	8,0	4 - 6	41,0	400	135,3	17,6	10,3	1,3	18,8	8,7	7,7	11,6	50
1070018	5003	No.3	10	1,2	9,0	6 - 10	57,0	400	138,5	21,6	13,6	2,8	22,5	9,3	9,8	14,3	50
1070019	5004	No.4	6	2,0	10,0	10 - 16	76,0	500	96,5	25,7	15,6	3,3	29,5	11,7	12	16,9	50
1070020	5005	No.5	6	2,5	11,0	16 - 25	101,0	500	106,8	27,4	17,7	3	30,4	11,7	14,3	18,5	50

POLYAMIDE TERMINAL STRIPS (V2)



Note: For No.1, No.2 and No.3 terminal strips The mounting hole in the center is produced as square.



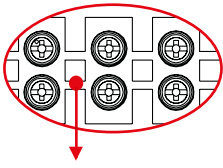
MATERIAL

Isolation Material	PA
Contact	CK45 Steel
Connection Type	Screw / Steel
Norm	EN-60998-2-1

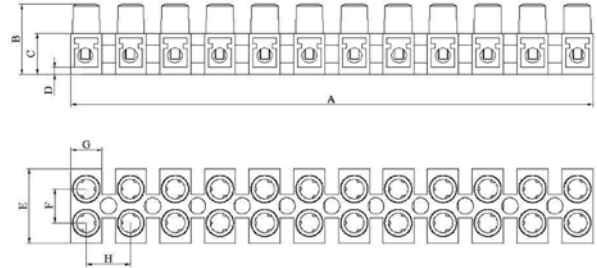
DESCRIPTIONS

NEW CODE	OLD CODE	No.	Pole	Torque (Nm)	C.Strip L. (mm)	Section (mm ²)	Current (A)	Voltage (V)	A (mm)	B (mm)	C (mm)	D (mm)	E (mm)	F (mm)	G (mm)	H (mm)	Pcs.
1070027	5010	No.0	12	0,4	6,0	0,75 -1,5	17,5	400	91,2	13,8	8,8	2	14,8	6	5,4	7,8	100
1070028	5011	No.1	12	0,5	6,0	2,5 - 4	32,0	400	116	16,6	9,75	2,15	18,8	7,6	6,55	9,95	50
1070029	5012	No.2	12	0,8	8,0	4 - 6	41,0	400	135,3	18,3	10,55	1,65	20,2	8,7	7,7	11,6	50
1070030	5013	No.3	10	1,2	9,0	6 - 10	57,0	400	138,7	21,6	13,6	2,8	22,7	9,3	10	14,3	50
1070031	5014	No.4	6	2,0	10,0	10 - 16	76,0	500	96,5	25,5	15,6	3	29,5	11,7	12	16,9	50
1070032	5015	No.5	6	2,5	11,0	16 - 25	101,0	500	106,8	27,4	17,7	3	30,4	11,7	14,3	18,5	50
1070033	5016	No.3	3	1,2	9,0	6 - 10	57,0	400	39,3	20,3	13,6	2,4	21,2	9,5	10,7	14,3	250

POLYCARBONATE TERMINAL STRIPS (V2)



Note: For No.1, No.2 and No.3 terminal strips The mounting hole in the center is produced as square.

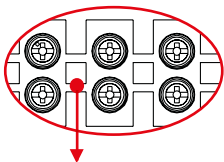


MATERIAL	
Isolation Material	Polycarbon (V2)
Contact	CK45 Steel
Work Temperature	(-40 °C, +140 °C)
Connection Type	Screw / Steel
Norm	EN-60998-2-1

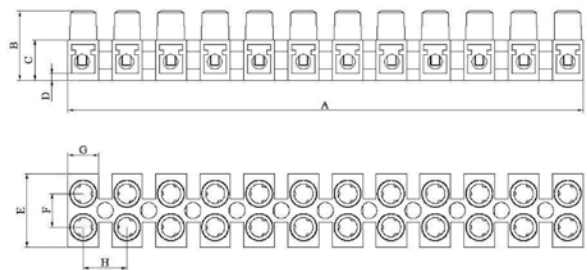
DESCRIPTIONS

NEW CODE	OLD CODE	No.	Pole	Torque (Nm)	C.Strip L. (mm)	Section (mm ²)	Current (A)	Voltage (V)	A (mm)	B (mm)	C (mm)	D (mm)	E (mm)	F (mm)	G (mm)	H (mm)	Pcs.
1070034	5020	No. 0	12	0,4	6,0	0,75 -1,5	17,5	400	91	13,9	8,9	2,1	14,9	6,0	5,5	7,9	100
1070035	5021	No. 1	12	0,5	6,0	2,5 - 4	32,0	400	115,5	16,8	10	2,4	19,0	7,5	6,5	10,0	50
1070036	5022	No. 2	12	0,8	8,0	4 - 6	41,0	400	134,7	18,4	10,5	1,7	20,9	8,8	7,8	11,7	50
1070037	5023	No. 3	10	1,2	9,0	6 - 10	57,0	400	138,8	21,6	13,6	2,7	22,6	9,4	9,9	14,3	50
1070038	5024	No. 4	6	2,0	10,0	10 - 16	76,0	500	96,5	25,6	15,6	3,1	29,6	11,7	12,0	17,0	50
1070039	5025	No. 5	6	2,5	11,0	16 - 25	101,0	500	106,3	27,3	17,5	3,1	30	11,6	14,0	18,5	50
1070040	5026	No. 3	3	1,2	9,0	6 - 10	57,0	400	38,4	21,6	13,6	2,7	22,6	9,4	9,9	12,8	250

POLYAMIDE TERMINAL STRIPS (V0)



Note: For No.1, No.2 and No.3 terminal strips The mounting hole in the center is produced as square.



MATERIAL	
Isolation Material	PA 6.6 V0
Contact	CK45 Steel
Work Temperature	(-40 °C, +200 °C)
Connection Type	Screw / Steel
Norm	EN-60998-2-1

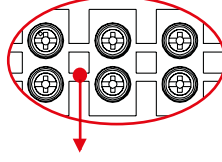
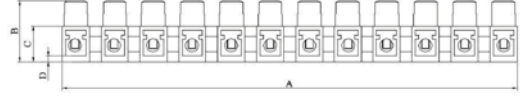
DESCRIPTIONS

NEW CODE	OLD CODE	No.	Pole	Torque (Nm)	C.Strip L. (mm)	Section (mm ²)	Current (A)	Voltage (V)	A (mm)	B (mm)	C (mm)	D (mm)	E (mm)	F (mm)	G (mm)	H (mm)	Pcs.
1070041	5029	No. 0	12	0,4	6,0	0,75 -1,5	17,5	400	91,0	13,9	8,9	2,1	14,9	6,0	5,5	7,9	100
1070042	5030	No. 1	12	0,5	6,0	2,5 - 4	32,0	400	115,5	16,8	10,0	2,4	19,0	7,5	6,5	10,0	50
1070043	5031	No. 2	12	0,8	8,0	4 - 6	41,0	400	134,7	18,4	10,5	1,7	20,9	8,8	7,8	11,7	50
1070044	5032	No. 3	10	1,2	9,0	6 - 10	57,0	400	138,8	21,6	13,6	2,7	22,6	9,4	9,9	14,3	50
1070045	5033	No. 4	6	2,0	10,0	10 - 16	76,0	500	96,5	25,6	15,6	3,1	29,6	11,7	12,0	17,0	50
1070046	5034	No. 5	6	2,5	11,0	16 - 25	101,0	500	106,3	27,3	17,5	3,1	30,0	11,6	14,0	18,5	50
1070047	5035	No. 3	3	1,2	9,0	6 - 10	57,0	400	38,4	21,6	13,6	2,7	22,6	9,4	9,9	12,8	250

POLYAMIDE TERMINAL STRIPS WITH PALLET (V2)



No: 0 - 5 poles are available
 NO: 2 - 2 poles and 3 poles are available
 No: 3 - 3 poles and 5 poles are available



Note: For No.1, No.2 and No.3 terminal strips The mounting hole in the center is produced as square.

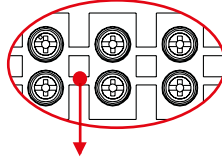
MATERIAL	
Isolation Material	PA
Contact	CK45 Steel
Work Temperature	(-40 °C, +140 °C)
Pallet	Ck 45 Steel
Connection Type	Screw / Steel
Norm	EN-60998-2-1

DESCRIPTIONS

NEW CODE	OLD CODE	No.	Pole	Torque (Nm)	C.Strip L. (mm)	Section (mm ²)	Current (A)	Voltage (V)	A (mm)	B (mm)	C (mm)	D (mm)	E (mm)	F (mm)	G (mm)	H (mm)	Pcs.
1070048	5040	No. 1	12	0,5	6,0	2,5 - 4	32,0	400	116	16,6	9,75	2,15	18,8	7,6	6,55	9,95	50
1070049	5041	No. 2	12	0,8	8,0	4 - 6	41,0	400	135,3	18,3	10,55	1,65	20,2	8,7	7,7	11,6	50
1070050	5042	No. 3	10	1,2	9,0	6 - 10	57,0	400	138,7	21,6	13,6	2,8	22,7	9,3	10	14,3	50
1070051	5043	No. 3	3	1,2	9,0	6 - 10	57,0	400	39,3	20,3	13,6	2,4	21,2	9,5	10,7	14,3	250

POLYCARBON TERMINAL STRIPS WITH PALLET (V2)

MATERIAL	
Isolation Material	Polycarbon (V2)
Contact	CK45 Steel
Work Temperature	(-40 °C, +140 °C)
Pallet	Ck 45 Steel
Connection Type	Screw / Steel
Norm	EN-60998-2-1



Note: For No.1, No.2 and No.3 terminal strips The mounting hole in the center is produced as square.

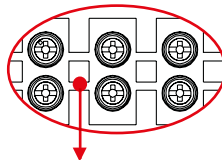


DESCRIPTIONS

NEW CODE	OLD CODE	No.	Pole	Torque (Nm)	C.Strip L. (mm)	Section (mm ²)	Current (A)	Voltage (V)	A (mm)	B (mm)	C (mm)	D (mm)	E (mm)	F (mm)	G (mm)	H (mm)	Pcs.
1070052	5050	No. 1	12	0,5	6,0	2,5 - 4	32,0	400	115,5	16,8	10,0	2,4	19,0	7,5	6,5	10,0	50
1070053	5051	No. 2	12	0,8	8,0	4 - 6	41,0	400	134,7	18,4	10,5	1,7	20,9	8,8	7,8	11,7	50
1070054	5052	No. 3	10	1,2	9,0	6 - 10	57,0	400	138,8	21,6	13,6	2,7	22,6	9,4	9,9	14,3	50
1070055	5053	No. 3	3	1,2	9,0	6 - 10	57,0	400	38,4	21,6	13,6	2,7	22,6	9,4	9,9	14,3	250

POLYAMIDE TERMINAL STRIPS WITH PALLET (V0)

MATERIAL	
Isolation Material	PA 6.6 V0
Contact	CK45 Steel
Work Temperature	(-40 °C, +200 °C)
Pallet	Ck 45 Steel
Connection Type	Screw / Steel
Norm	EN-60998-2-1




Not: No.1, No.2 ve No. 3 Sıra klemenslerde ortadaki montaj deliği kare olarak üretilmektedir.
 Note: For No.1, No.2 and No.3 terminal strips The mounting hole in the center is produced as square.



DESCRIPTIONS

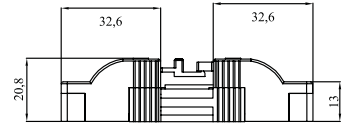
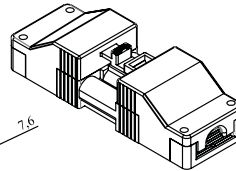
NEW CODE	OLD CODE	No.	Pole	Torque (Nm)	C.Strip L. (mm)	Section (mm ²)	Current (A)	Voltage (V)	A (mm)	B (mm)	C (mm)	D (mm)	E (mm)	F (mm)	G (mm)	H (mm)	Pcs.
1070056	5056	No. 1	12	0,5	6,0	2,5 - 4	32,0	400	115,5	16,8	10,0	2,4	19,0	7,5	6,5	10,0	50
1070057	5057	No. 2	12	0,8	8,0	4 - 6	41,0	400	134,7	18,4	10,5	1,7	20,9	8,8	7,8	11,7	50
1070058	5058	No. 3	10	1,2	9,0	6 - 10	57,0	400	138,8	21,6	13,6	2,7	22,6	9,4	9,9	14,3	50
1070059	5059	No. 3	3	1,2	9,0	6 - 10	57,0	400	38,4	21,6	13,6	2,7	22,6	9,4	9,9	14,3	250

PLASTIC PROTECTION CAPS 12 POLE


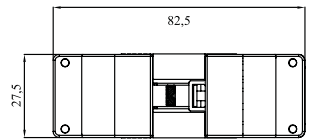
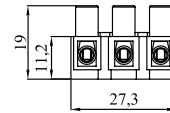
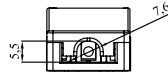
NEW CODE	OLD CODE	DESCRIPTIONS	BOX/ CARTON
1070251	5071	Protection Caps (12)	100

MODULAR SOCKET CONNECTORS

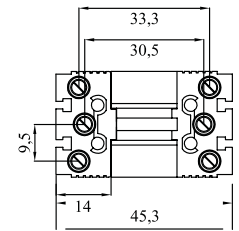
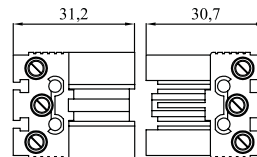

5411



5421



5431

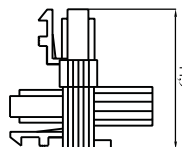
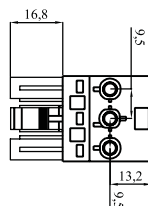
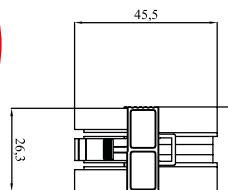


MATERIAL	
Body	PA
Contact	Brass
Screw	Steel
Temp.	-40 °C, +140 °C
Cable Strip L.	6 mm
Cable Sec.	2,5 mm ²
Torque	0,5 Nm
Norm	EN 61984

NEW CODE	OLD CODE	DESCRIPTIONS	Color	Current (A)	Voltage (V)	Pcs. Box
1070160	5065	No. 13 Pol Socket Connector	White	24	450	100
1070161	5411		Black			100
1070164	5066	Plastic Cover (Set)	White	24	450	45
1070166	5421		Black			45
1070167	5067	No. 13 Pole Socket Connector + Cover Set	White	24	450	45
1070168	5431		Black			45

CONNECTION APPARATUS


Manner of Application

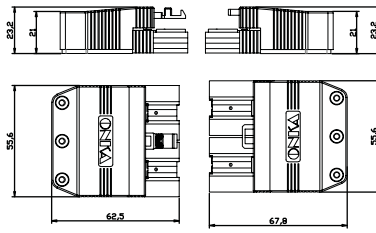


MATERIAL	
Body	PA
Contact	Brass
Screw	Steel
Temp.	-40 °C, +140 °C



NEW CODE	OLD CODE	DESCRIPTIONS	Color	Current (A)	Voltage (V)	Pcs. Box
1070254	5074	2.5 - 4 mm ² T Type Connection Apparatus	White	24	450	60
1070255	5075		Black			60

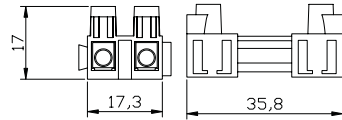
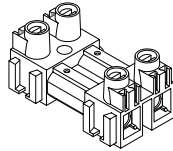
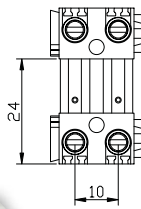
6 POLE SOCKET CONNECTORS



NEW CODE	OLD CODE	DESCRIPTIONS	Colour	Current (A)	Voltage (V)	Pcs. Box
1070171	5064	No:1, 6 Pole Socket Cover Set	White	24	450	16
1070170	5063	No:1, 6 Pole Socket Cover Set	Black	24	450	16

MATERIAL	
Body	PA
Contact	Brass
Screw	Steel
Temp.	-40 °C, +140 °C
Cable Strip L.	6 mm
Cable Sec.	2,5 mm ²
Torque	0,5 Nm

MODULAR SOCKET CONNECTORS

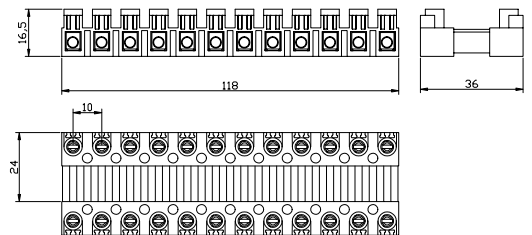



NEW CODE	OLD CODE	DESCRIPTIONS	Colour	Current (A)	Voltage (V)	Pcs. Box
1070173	5068	NO. 1 - 2 Pole Socket Connector + Modular System	WHITE	24	450	180
1070174	5451		RED	24	450	180
1070175	5452		BLACK	24	450	180
1070176	5453		YELLOW	24	450	180
1070177	5454		M. GREEN	24	450	180

MARKING			
Dekafix	New Code	Old Code	See Page
	-	9540	Pg. 178

MATERIAL	
Body	PA
Contact	Brass
Screw	Steel
Temp.	-40 °C, +140 °C
Cable Strip L.	6 mm
Cable Sec.	2,5 mm ²
Torque	0,5 Nm

12 POLE SOCKET CONNECTORS (ONE PIECE)

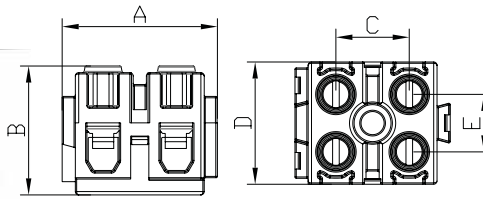


NEW CODE	OLD CODE	DESCRIPTIONS	Colour	Current (A)	Voltage (V)	Pcs. Box
1070153	5060	No. 1 12 Pole Socket Connector 2.5 - 4 mm ² (Male - Female Telescopic Lock System)	WHITE	24	450	30
1070154	5401		GRAY	24	450	30
1070155	5402		RED	24	450	30
1070156	5403		BLUE	24	450	30
1070157	5404		M. GREEN	24	450	30
1070158	5405		BLACK	24	450	30

MARKING			
Dekafix	New Code	Old Code	See Page
	-	9540	Pg. 178

MATERIAL	
Body	PA
Contact	Brass
Screw	Steel
Temp.	-40 °C, +140 °C
Cable Strip L.	6 mm
Cable Sec.	2,5 mm ²
Torque	0,5 Nm

MODULAR EQUIPMENT TERMINAL STRIPS

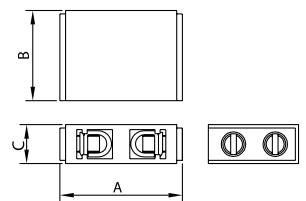


MATERIAL	
Isolation Material	PA
Contact	CK45 Steel
Work Temperature	(-40 °C, +140 °C)
Connection Type	Screw / Vidalı (Steel - Çelik)
Norm	EN-60998-2-1

MARKING			
Dekafix	New Code	Old Code	See Page
	-	9540	Pg. 178

	NEW CODE With Pallet	OLD CODE With Pallet	DESC.	Cable Section (mm ²)	Current (A)	Voltage (V)	Cable Strip Length (mm)	A (mm)	B (mm)	C (mm)	D (mm)	E (mm)	Pcs. Box
●	1070182	5100	No.1	2,5-4	32	400	6	21,1	16,5	9,7	15,6	7,4	250
●	1070196	5101	No.2	4-6	41	400	8	23,5	19,5	11,1	18,5	8,7	144
●	1070204	5102	No.3	6-10	57	400	9	30,3	21,7	13,9	21,7	9,1	75
●	1070188	5103	No 1-3	2,5-4	32	400	6	30,7	16,5	9,3	15,6	6,7	200
●	1070186	5163	No.1	2,5-4	32	400	6	21,1	16,5	9,7	15,6	7,4	250
●	1070200	5183	No.2	4-6	41	400	8	23,5	19,5	11,1	18,5	8,7	144
●	1070207	5193	No.3	6-10	57	400	9	30,3	21,7	13,9	21,7	9,1	75
●	1070192	5173	No 1-3	2,5-4	32	400	6	30,7	16,5	9,3	15,6	6,7	200
●	1070187	5164	No.1	2,5-4	32	400	6	21,1	16,5	9,7	15,6	7,4	250
●	1070201	5184	No.2	4-6	41	400	8	23,5	19,5	11,1	18,5	8,7	144
●	1070208	5194	No.3	6-10	57	400	9	30,3	21,7	13,9	21,7	9,1	75
●	1070193	5174	No 1-3	2,5-4	32	400	6	30,7	16,5	9,3	15,6	6,7	200
●	1070184	5161	No.1	2,5-4	32	400	6	21,1	16,5	9,7	15,6	7,4	250
●	1070198	5181	No.2	4-6	41	400	8	23,5	19,5	11,1	18,5	8,7	144
●	1070205	5191	No.3	6-10	57	400	9	30,3	21,7	13,9	21,7	9,1	75
●	1070190	5171	No 1-3	2,5-4	32	400	6	30,7	16,5	9,3	15,6	6,7	200
○	1070183	5104	No.1	2,5-4	32	400	6	21,1	16,5	9,7	15,6	7,4	250
○	1070197	5105	No.2	4-6	41	400	8	23,5	19,5	11,1	18,5	8,7	144
○	1070203	5106	No.3	6-10	57	400	9	30,3	21,7	13,9	21,7	9,1	75
○	1070189	5107	No 1-3	2,5-4	32	400	6	30,7	16,5	9,3	15,6	6,7	200
●	1070185	5162	No.1	2,5-4	32	400	6	21,1	16,5	9,7	15,6	7,4	250
●	1070199	5182	No.2	4-6	41	400	8	23,5	19,5	11,1	18,5	8,7	144
●	1070206	5192	No.3	6-10	57	400	9	30,3	21,7	13,9	21,7	9,1	75
●	1070191	5172	No 1-3	2,5-4	32	400	6	30,7	16,5	9,3	15,6	6,7	200

MINI TERMINAL (Aspirator Terminal)



NEW CODE	OLD CODE	DESCRIPTIONS	Current (A)	Voltage (V)	A (mm)	B (mm)	C (mm)	Pcs. Box
1070257	5130	Mini Connector White 2,5 - 4 mm ²	32	400	22	16,2	7	250
1070258	5131	Mini Connector Black 2,5 - 4 mm ²	32	400	22	16,2	7	250

MATERIAL	
Body	PA6.6
Contact	CK45 Steel
Screw	Steel
Temp.	-40 °C, +140 °C
Cable Strip L.	6 mm
Cable Sec.	2,5 - 4 mm ²
Torque	0,5 Nm
Norm	EN 60998 -2-1

ADVANTAGES OF ONKA STEATITE TERMINALS

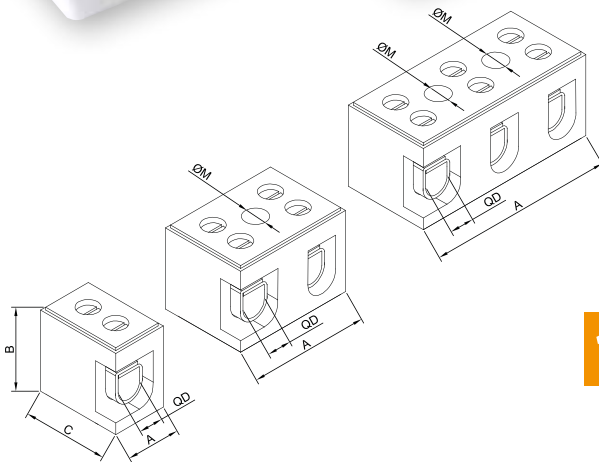



Steatite; Used in the production of the insulating parts having higher electrical and mechanical strength than conventional porcelain materials.

Steatite terminals contact material is special alloy steel and thermal operating temperature 1100 °C ' reaches up. It also carries ONKA steatite terminal block on 1000 °C 'n operating temperature automatically.

Advantages in comparison to ceramics:

- Higher mechanical strength,
- Higher dimensional stability,
- Higher temperature resistance (1000 °C and over)
- Higher acid resistance,
- longer lifespan,
- It has an insulating surface and surface electrical leakage is zero, this material is more efficient



1100 °C

MATERIAL

Isolation Material	Steatite
Contact	CK45 Steel
Work Temperature	Max. 1100 °C
Connection Type	Screw / Steel
Norm	EN-60998-2-1

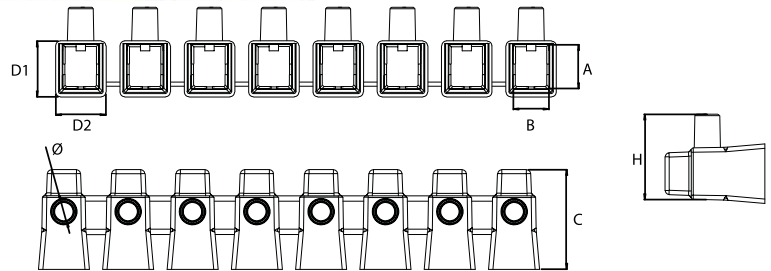
* **U_{imp}** : Impact strength voltage

DESCRIPTIONS


NEW CODE	OLD CODE	Name	Pole	Cable Section (mm ²)	A (mm)	B (mm)	C (mm)	D Ø (mm)	M Ø (mm)	Pcs.
1070001	5081	No. 0/2	2	0,75 - 1,50	22	16,5	18,5	4	4,3	100
1070002	5082	No. 1/2	2	2,50 - 4,00	22,5	17	19	5	4,3	150
1070003	5083	No. 1/3	3	2,50 - 4,00	36	17	19	5	4,3	100
1070004	5084	No. 2/2	2	4,00 - 6,00	27	18,5	22	6	4,3	100
1070005	5085	No. 2/3	3	4,00 - 6,00	40	18,5	22	6	4,3	50
1070006	5086	No. 3/2	2	6,00 - 10,00	34	24,5	30	7	5,2	50
1070007	5087	No. 3/3	3	6,00 - 10,00	51,5	25	30	7	5,2	35
1070008	5088	No. 0/1	1	0,75 - 1,50	11	16,5	18,5	4	-	200
1070009	5089	No. 1/1	1	2,50 - 4,00	11,5	17	19	5	-	200
1070010	5090	No. 2/1	1	4,00 - 6,00	12	18,8	22	6	-	150
1070011	5091	No. 3/1	1	6,00 - 10,00	17	25	30,3	7	-	100
1070013	5094	No. 4-5/3	3	16,00 - 25,00	65,6	30	30	11	5,2	20
1070014	5095	No. 4-5/2	2	16,00 - 25,00	42	30	30	11	5,2	20

JUNCTION BOX TERMINAL (TRANSPARENT / COLOURFUL)


MATERIAL	
Body	Polycarbonate
Contact	CK45 Steel
Screw	Steel
Temp.	-40 °C, +140 °C
Cable Strip L.	10 mm
Torque	0,5 Nm

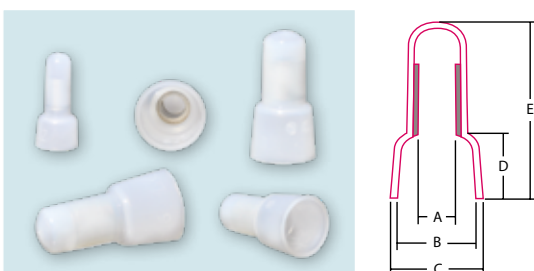


NEW CODE	OLD CODE	DESCRIPTIONS	Cable Section	Current (A)	Voltage (V)	A (mm)	B (mm)	C (mm)	D1 (mm)	D2 (mm)	H (mm)	Ø (mm)	Pcs.
1070214	5504	No.1	2,5-4 mm ²	32	400	6,5	5,5	13,0	9	8,0	14,0	4,5	600
1070221	5514	No.2	4-6 mm ²	41	400	7,55	6,6	18,4	11,5	10,4	17,4	5,0	600
1070228	5524	No.3	6-10 mm ²	57	400	8,8	7,7	22,0	12,9	11,9	20,0	6,0	600
1070235	5534	No.4	10-16 mm ²	76	500	11,0	9,6	27,3	16,0	15,3	24,6	7,5	500
1070242	5544	No.5	16-25 mm ²	101	500	12,8	11,2	26,0	16,8	16,4	26,0	7,4	500
1070248	5554	No.6-7	25-35 mm ²	125	500	17,8	14,5	40,0	22,5	20,3	34,3	8,0	200

SCREW-ON WIRE NUT CONNECTOR


CODE	COLOR	A (mm)	B (mm)	C (mm)	D (mm)	E (mm)	Pcs. Box
ONKA-8340 / P-1	GREY	3.80	6.70	8.60	5.80	15.20	1000
ONKA-8341 / P-2	BLUE	4.10	7.00	9.80	5.90	17.60	1000
ONKA-8342 / P-3	ORANGE	5.00	9.90	12.20	7.80	22.00	500
ONKA-8343 / P-4	YELLOW	6.00	11.20	14.00	7.90	24.00	500
ONKA-8344 / P-6	RED	7.50	13.00	16.40	9.15	26.50	500

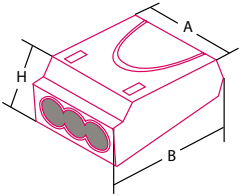
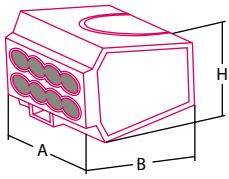
Made out of resistant thermoplastic raw material, with the norm of UL94 V-2, they have the feature to resist against 600 V for wiring and 1000 V for lighting and signalization under 105 °C operating temperature.

WIRE JOINT ELECTRICAL CONNECTOR TERMINAL


KOD	A (mm)	B (mm)	C (mm)	D (mm)	E (mm)	Pcs. Box
ONKA-8330 CE-1	2.6	6.2	7.8	6.2	18.0	1000
ONKA-8331 CE-2	3.1	7.9	9.5	7.2	19.7	1000
ONKA-8332 CE-5	4.1	10.5	12.5	9.6	25.5	1000
ONKA-8333 CE-8	5.3	12.4	14.6	12.0	27.7	500

Made out of Nylon 66 raw material, with the norm of UL94 V-2, they have the feature to resist against 300V (CE-8 600V) under the 105 °C operating temperature.

PUSH-IN WIRE CONNECTOR

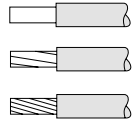


TRANSPARENT CODE	COLOUR CODE	COLOUR	CABLE CROSS SECTION	A	B	H	PCS BOX
ONKA-8320	ONKA-8339	2 Pole/Red	2.5 mm ²	10.5	19.5	9.5	100
ONKA-8321	ONKA-8350	3 Pole/Orange	2.5 mm ²	13.5	19.7	9.5	100
ONKA-8322	ONKA-8351	4 Pole/Yellow	2.5 mm ²	17.2	19.7	9.5	100
ONKA-8323	ONKA-8352	5 Pole/Grey	2.5 mm ²	21.1	19.7	9.5	100
ONKA-8463	ONKA-8464	6 Pole/White	2.5 mm ²	22.0	19.7	9.5	100
ONKA-8324	ONKA-8353	8 Black	2.5 mm ²	17.5	19.0	16.8	100

Thermoplastic UL 94/V2 norm, Temperature rating max. 105 °C, 600 V - 24 A

PUSH-IN WIRE CONNECTOR

- Nominal Current: 32 A
- Nominal Voltage: 450 V
- 0.14–4 mm² (24–12 AWG)
- 0.2–4 mm² (24–12 AWG)



CODE	DESCRIPTIONS	PCS/BOX
ONKA-8840	2 Conductive Connection	100
ONKA-8842	3 Conductive Connection	100
ONKA-8843	4 Conductive Connection	100
ONKA-8844	5 Conductive Connection	100

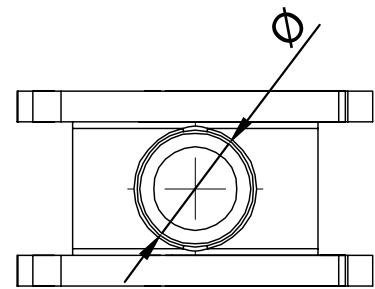
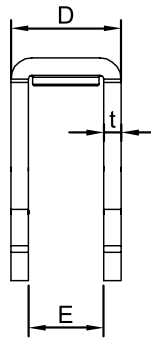

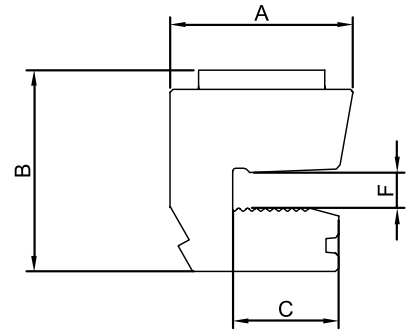
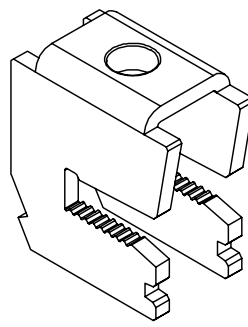



WIRE CONNECTOR



CODE	TYPE	LENGTH (mm)	WIDTH (mm)	SCREW	COLOR	Pcs. Box
OR - MKE 01	56 - 63	40	25	M4	BROWN	50
OR - MKE 02	71 - 80 - 90 - 100	50	30	M4	BROWN	50
OR - MKE 03	132	60	37	M5	BROWN	50
OR - MKE 04	160 - 180	72	44	M6	BROWN	40
OR - MKE 05	225 - 250	91	56	M8	BROWN	16
OR - MKE 06	280	115	70	M10	BROWN	8

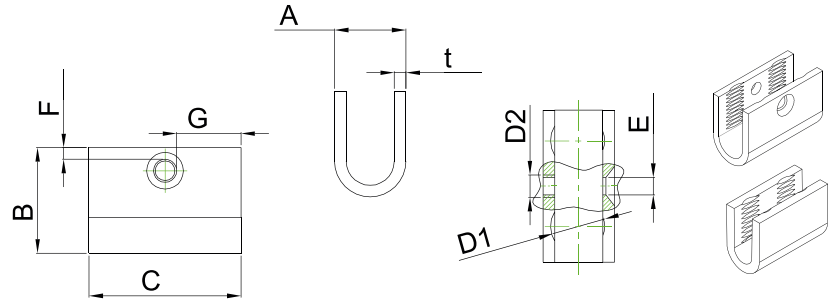
CONNECTION TERMINALS FOR Cu - BUSBARS (SPRING)



MATERIAL	
Body	DKP
Screw	Steel
Spring	DKP
Fixing spring	Stainless Steel

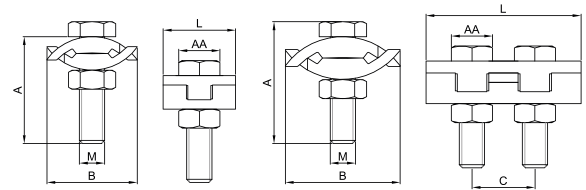
NEW CODE	OLD CODE	DESCRIPTIONS	Current (A)	Voltage (V)	A (mm)	B (mm)	C (mm)	D (mm)	E (mm)	F (mm)	t (mm)	Ø	Connecting Screw	Pcs. Box
1140007	2140	SK16 F5, 1,5 - 16 mm ²	180	690	22,70	26,50	14	12	8	5,70	2	M5	PZ2	100
1140008	2141	SK16 F10, 1,5 - 16 mm ²	180	690	22,70	30,30	14	12	8	10,90	2	M5	PZ2	100
1140009	2142	SK35 F5, 1,5 - 35 mm ²	270	690	29	31	17	16	11	5,70	2,50	M8	SW13/PZ3	50
1140010	2143	SK35 F10, 1,5 - 35 mm ²	270	690	29	36,0	17	16	11	10,90	2,50	M8	SW13/PZ3	50
-	ONKA-2144	SK70 F5, 16 - 70 mm ²	400	690	28	39	15,30	20,60	14,60	5,70	3	M8	SW13/PZ3	25
-	ONKA-2145	SK70 F10, 16 - 70 mm ²	400	690	28	46	15,30	20,60	14,60	10,90	3	M8	SW13/PZ3	25
-	ONKA-2146	SK120 F5, 16 - 120 mm ²	440	690	29	45,80	15,40	23,50	17,50	5,70	3	M10	SW17/PZ4	25
-	ONKA-2147	SK120 F10, 16 - 120 mm ²	440	690	29	50,90	15,40	23,50	17,50	10,90	3	M10	SW17/PZ4	25

U CLAMPS




CODE	CABLE SECTION	SCREW	A (mm)	t (mm)	B (mm)	C (mm)	D1	D2	E (mm)	F (mm)	G (mm)	Pcs. Box
ONKA-7050	6 mm ²	STEEL	8,5	1,8	13	19	M6	-	-	-	-	300
ONKA-7051	10mm ²	STEEL	10	2,2	15	21	M8	-	-	-	-	250
ONKA-7052	16mm ²	STEEL	12,2	2,3	18,2	28	M10	-	-	-	-	150
ONKA-7053	25mm ²	STEEL	13,8	2,5	20	30,5	7/6"	M5	6	2,25	12	100
ONKA-7054	35mm ²	STEEL	14,5	2,5	23,2	32,5	M12	M5	6	2,25	13,3	75
ONKA-7055	50mm ²	BRASS	16,2	3	25,4	39	M14	M5	6	2,75	16,6	50
ONKA-7056	70mm ²	BRASS	19,5	3,25	28,2	43,1	M16	M5	6	4,1	18,5	40
ONKA-7057	95mm ²	BRASS	21,6	3,25	31,9	45,5	M18	M6	6,5	3,5	19,5	30
ONKA-7058	120mm ²	BRASS	23,5	3,4	34	50,8	M20	M6	6,5	4	22,15	20
ONKA-7059	150mm ²	BRASS	28	4,4	39,1	53,9	M22	M6	7	4,4	23,45	10
ONKA-7060	U CLAMPS COVER											100

CLAWED CLAMPS



CODE	DESCRIPTIONS	A (mm)	B (mm)	L (mm)	M	AA	C	Pcs. Box
ONKA-7070	No. 1 16 mm ²	25	22	17,2	M6	10	-	500
ONKA-7071	No. 2 25 mm ²	25	26	20,2	M6	10	-	250
ONKA-7072	No. 3 35 mm ²	25	28	30,3	M6	10	15	100
ONKA-7073	No. 4 50 mm ²	25	33	32,4	M6	10	15	100
ONKA-7074	No. 5 70 mm ²	35	40	35,4	M8	13	17	100
ONKA-7075	No. 6-7 120 mm ²	35	49	45,1	M6	13	24	50

CAPACITOR CLAMPS



NEW CODE	OLD CODE	DESCRIPTIONS	METRIC	A x B	D	Pcs. Box
1140016	7094	Capacitor Clamps	M12 (Ø12,3)	25,5 x 39,2 mm	10 mm	100
1140017	7095	Capacitor Clamps	M16 (Ø16,3)	30 x 43,3 mm	9,4 mm	80
1140018	7096	Capacitor Clamps	M14 (Ø14,5)	25,5 x 39,2 mm	10 mm	100
1140019	7097	Capacitor Clamps	M14 (Ø14,5)	30 x 43,3 mm	9,4 mm	80
1140020	7098	Capacitor Clamps	M12 (Ø12,3)	30 x 43,3 mm	9,4 mm	80

AL - CU CLAMPS



CODE	DESCRIPTIONS	PRESSING AREA (mm ²)	CONDUCTORS	BOX
ONKA - 7001	A 25 - B 16 AL-CU	6 - 25 Al / 25 - 16 Cu	Rose	100
ONKA - 7002	A 40 - B 25 AL-CU	16 - 40 Al / 10 - 25 Cu	Rose, Lily, Swallow, Sparrow	100
ONKA - 7003	A 70 - B 50 AL-CU	16 - 70 Al / 10 - 50 Cu	Rose, Lily, Swallow, Sparrow	50
ONKA - 7004	A 120 - B 50 AL-CU	70 - 120 Al / 10 - 50 Cu	Pannsey, Aster, Pholx, Oxlip Raven, Pigeon	50
ONKA - 7005	A 120 - B 70 AL-CU	70 - 120 Al / 10 - 70 Cu	Pannsey, Aster, Pholx, Oxlip Raven, Pigeon	50
ONKA - 7006	A 240 - B 120 AL-CU	70 - 240 Al / 50 - 120 Cu	Daisy, Peony, Tulip, Canna Partridge, Ostrich, Hawk	25
ONKA - 7007	A 240 - B 240 AL-CU	240 Al / 240 Cu	Daisy, Peony, Tulip, Canna Partridge, Ostrich, Hawk	25

AL PARALLEL GROOVE CLAMPS



CODE	DESCRIPTIONS	PRESSING AREA (mm ²)	CONDUCTORS	BOX
ONKA - 7020	A16-16 Branch	6 - 16 Al	Rose	100
ONKA - 7021	A25-25 Branch	6 - 25 Al	Rose	100
ONKA - 7022	A40-40 Branch	16 - 40 Al	Rose, Lily, Swallow, Sparrow	100
ONKA - 7023	A70-70 Branch	16 - 70 Al	Rose, Lily, Pansy, Swallow, Sparrow	50
ONKA - 7024	A95-95 Branch	25 - 95 Al	Lily, Pansy, Swallow, Aster, Rawen	50
ONKA - 7025	A120-120 Branch	40 - 120 Al	Pannsey, Aster, Pholx, Oxlip Swallow, robinone, Rawen	50
ONKA - 7026	A150-150 Branch	40 - 150 Al	Pannsey, Aster, Pholx, Oxlip Swallow, robinone, Rawen	25
ONKA - 7027	A240-240 Branch	40 - 240 Al	Daisy, Peony, Tulip, Canna Partridge, Ostrich, Hawk	25
ONKA - 7028	Clamps Cover		A70-A70/A70-B50	100

STOPPER CLAMPS



CODE	DESCRIPTIONS	PRESSING AREA (mm ²)	CONDUCTORS	BOX
ONKA - 7040	A16-A50 Stopper	16 - 50 Al	Rose, Lily, Swallow, Sparrow, Swallow	50
ONKA - 7041	A50-A95 Stopper	50 - 95 Al	Popy, Aster, Pholx, Raven, Rabinone	50
ONKA - 7042	A95-A120 Stopper	95 - 120 Al	Popy, Aster, Pholx, Raven, Rabinone	50



RAIL MOUNTING SOCKETS

Technical Features ;

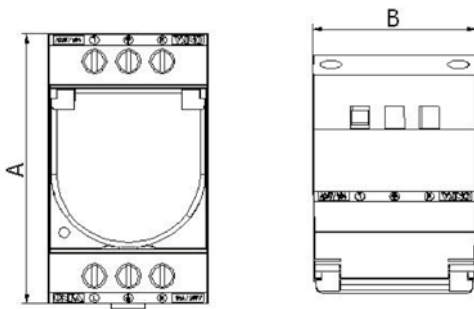
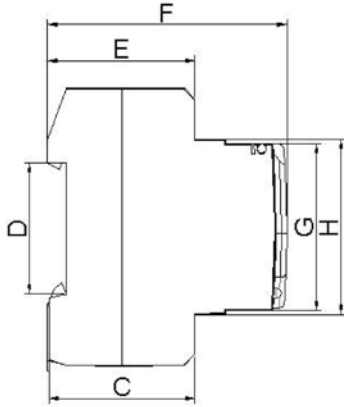
- Covered type
- Inlet and outlet (able to make the phase, neutral and earth connection from both sides of the top and the bottom)
- 16A, 250V
- Can be mounted onto the 35 x 7.5 rails
- Up to 10 mm² cable connection can be made

Range of Products;

- Inlet without LED
- Inlet-Outlet without LED
- Inlet with LED
- Inlet-Outlet with LED
- Inlet-UPS without LED
- Inlet-Outlet-UPS without LED
- Inlet-UPS with LED
- Inlet-Outlet-UPS with LED

RAIL MOUNTING SOCKETS

RAIL MOUNTING SOCKETS (With Cover)



MATERIAL	
Body	PA
Bridge	Copper
Contact	CK45 Steel
Screw	Steel
Temp.	-40 °C, +140 °C
Leakage proof	IP20
Cable Strip L.	12 mm
Torque	0,8 Nm
DATA	
	TSE / CE
Voltage	750 V
Current	24 A
Section	6,0 mm ²
Norm	EN-60947-7-1

DESCRIPTIONS

CODE	Descriptions	Current (A)	Voltage (V)	A (mm)	B (mm)	C (mm)	D (mm)	E (mm)	F (mm)	G (mm)	H (mm)	Pcs.
ONKA-7160	Inlet without led	16,0	250	76	45,0	39,8	36,0	40,3	65,0	45,5	47,8	10
ONKA-7161	Inlet & Outlet without led	16,0	250	76	45,0	39,8	36,0	40,3	65,0	45,5	47,8	10
ONKA-7162	Inlet with led	16,0	250	76	45,0	39,8	36,0	40,3	65,0	45,5	47,8	10
ONKA-7163	Inlet & Outlet with led	16,0	250	76	45,0	39,8	36,0	40,3	65,0	45,5	47,8	10
ONKA-7164	Inlet & UPS without led	16,0	250	76	45,0	39,8	36,0	40,3	65,0	45,5	47,8	10
ONKA-7165	Inlet & Outlet UPS without led	16,0	250	76	45,0	39,8	36,0	40,3	65,0	45,5	47,8	10
ONKA-7166	Inlet & UPS with led	16,0	250	76	45,0	39,8	36,0	40,3	65,0	45,5	47,8	10
ONKA-7167	Inlet & Outlet UPS with led	16,0	250	76	45,0	39,8	36,0	40,3	65,0	45,5	47,8	10



POLYAMIDE CABLE GLAND

Technical Features;

IP Degree : IP68

Operating Temperature : -30 °c, +80 °C

RAL : 7001, 7035, 9005

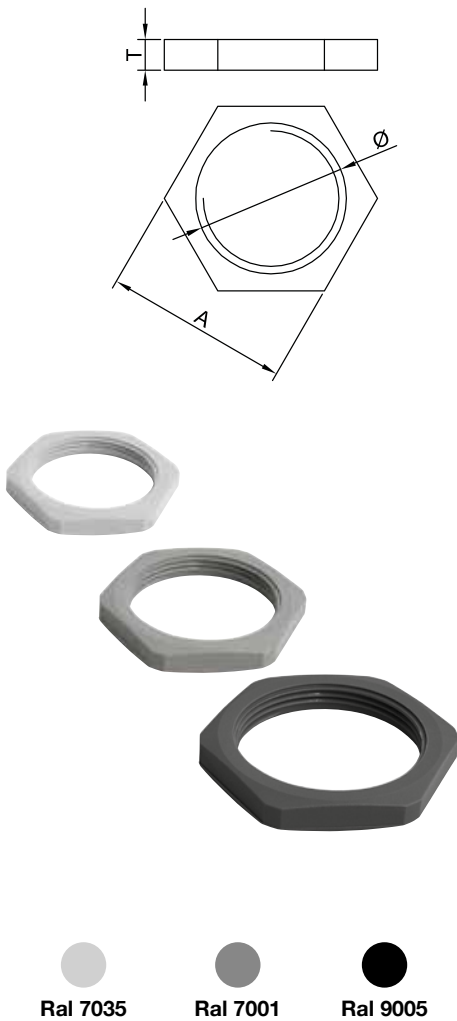
Material : PA 6

Standards : TS EN 62444, EN 60423

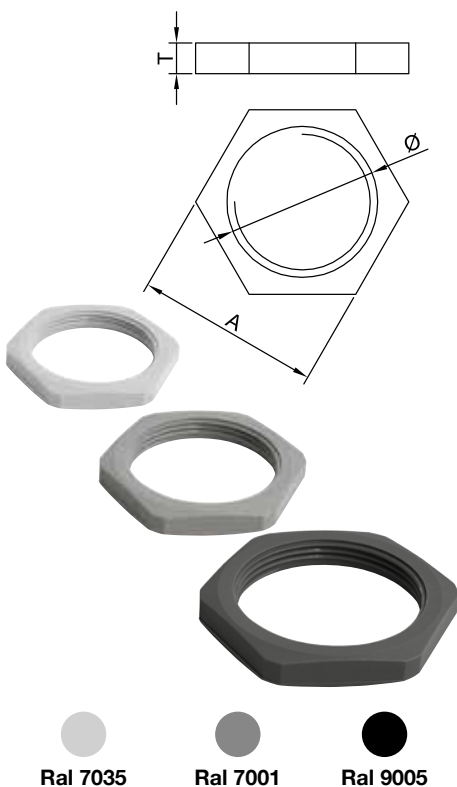
Range of Products;

- *PG Type IP 68 polyamide cable gland*
- *Metric type IP 68 polyamide cable gland*
- *PG type IP 54 polimide blind stop*
- *IP 54 rubber blind stop*
- *PG type poliamide nut*
- *Metric type poliamide nut*
- *PG type IP 68 spiral cable gland*
- *Metric type IP 68 spiral cable gland*
- *Panel air flow blind stop*
- *IP 54 panel air flow equipment*
- *IP 54 drainage equipment*

POLYAMIDE CABLE GLAND

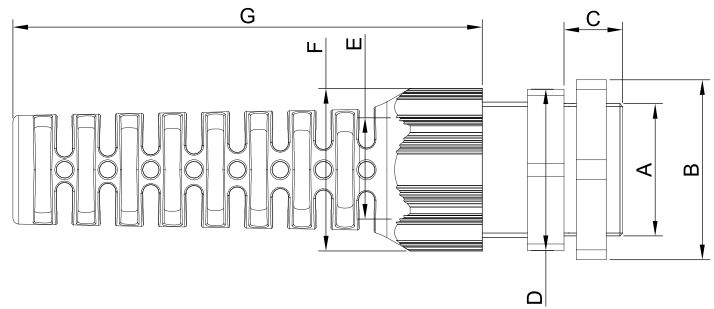

PG TYPE POLYAMIDE NUTS


NEW CODE	OLD CODE	COLOUR (RAL)	SIZE	A (mm)	T (mm)	Ø (mm)	Pcs
1110081	9401	7035 ➤					
1110033	9070	7001 ➤	PG-7	19,0	5,0	12,5	250
1110128	9402	9005 ➤					
1110082	9411	7035 ➤					
1110034	9071	7001 ➤	PG-9	22,0	5,0	15,5	250
1110129	9412	9005 ➤					
1110083	9421	7035 ➤					
1110035	9072	7001 ➤	PG-11	24,0	5,0	18,5	250
1110130	9422	9005 ➤					
1110084	9431	7035 ➤					
1110036	9073	7001 ➤	PG-13,5	27,0	6,0	20,5	250
1110131	9432	9005 ➤					
1110085	9441	7035 ➤					
1110037	9074	7001 ➤	PG-16	30,0	6,0	22,5	250
1110132	9442	9005 ➤					
1110086	9451	7035 ➤					
1110038	9075	7001 ➤	PG-21	36,0	7,0	28,5	250
1110133	9452	9005 ➤					
1110087	9461	7035 ➤					
1110039	9076	7001 ➤	PG-29	46,0	7,0	37,5	150
1110134	9462	9005 ➤					
1110088	9471	7035 ➤					
1110040	9077	7001 ➤	PG-36	60,0	7,3	47,0	100
1110135	9472	9005 ➤					
		7035 ➤					
1110041	9078	7001 ➤	PG-42	65,0	7,4	55,0	100
		9005 ➤					
1110089	5873	7035 ➤					
1110042	9079	7001 ➤	PG-48	70,0	7,8	60,0	100
		9005 ➤					

METRIC TYPE POLYAMIDE NUTS


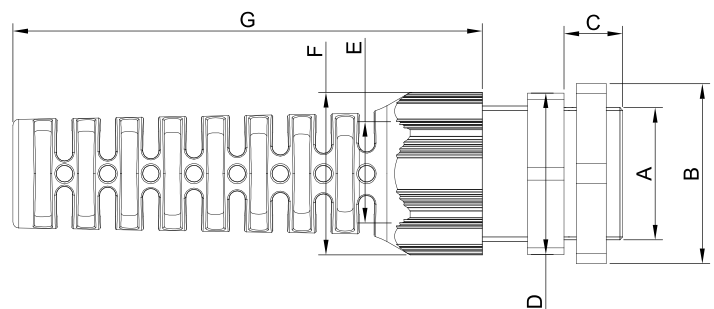

NEW CODE	OLD CODE	COLOUR (RAL)	SIZE	A (mm)	T (mm)	Ø (mm)	Pcs
1110090	9011	7035 ➤					
1110043	9010	7001 ➤	M12X1,5	19,0	5,0	12,0	250
1110136	9012	9005 ➤					
1110091	9014	7035 ➤					
1110044	9013	7001 ➤	M16X1,5	22,0	5,0	16,0	250
1110137	9015	9005 ➤					
1110092	9017	7035 ➤					
1110045	9016	7001 ➤	M20X1,5	26,0	5,0	20,0	250
1110138	9019	9005 ➤					
1110093	9021	7035 ➤					
1110046	9020	7001 ➤	M25X1,5	32,0	6,0	25,0	250
1110139	9022	9005 ➤					
1110094	9024	7035 ➤					
1110047	9023	7001 ➤	M32X1,5	42,0	7,0	32,0	250
1110140	9025	9005 ➤					
1110095	9027	7035 ➤					
1110048	9026	7001 ➤	M40X1,5	50,0	7,0	40,0	250
1110141	9028	9005 ➤					

PG TYPE IP 68 SPIRAL CABLE GLANDS



NEW CODE	OLD CODE	COLOUR (RAL)	SIZE	A (mm)	B (mm)	C (mm)	D (mm)	E (mm)	F (mm)	G (mm)	Pcs
1110152	9276	7035 →	PG 7	12,5	19,0	7,8	15,0	3-6	15,0	46,5	200
1110142	9275	7001 →									
1110162	9277	9005 →									
1110154	9282	7035 →	PG 11	18,4	25,0	8,0	22,0	5-10	22,0	68,0	100
1110144	9281	7001 →									
1110164	9283	9005 →									
1110155	9285	7035 →	PG 13,5	20,0	27,0	10,0	24,0	6-12	24,0	77,0	80
1110145	9284	7001 →									
1110165	9286	9005 →									
1110157	9291	7035 →	PG 21	28,0	36,0	11,0	33,0	13-18	33,0	107,0	30
1110147	9290	7001 →									
1110167	9292	9005 →									

METRIC TYPE IP 68 SPIRAL CABLE GLANDS



NEW CODE	OLD CODE	COLOUR (RAL)	SIZE	A (mm)	B (mm)	C (mm)	D (mm)	E (mm)	F (mm)	G (mm)	Pcs
1110158	9476	7035 →	M12 x 1,5	12,0	19,0	6,2	15,0	3-6	15,0	46,5	200
1110148	9475	7001 →									
1110168	9477	9005 →									
1110159	9479	7035 →	M16 x 1,5	16,0	22,0	8,3	22,0	5-10	22,0	68,0	100
1110149	9478	7001 →									
1110169	9480	9005 →									
1110160	9482	7035 →	M20 x 1,5	20,0	27,0	9,7	24,0	6-12	24,0	77,0	80
1110150	9481	7001 →									
1110170	9483	9005 →									
1110161	9485	7035 →	M25 x 1,5	25,0	36,0	10,5	33,0	13-18	33,0	107,0	30
1110151	9484	7001 →									
1110171	9486	9005 →									

PG ETANGE BRASS CABLE GLAND NICKEL (WITH NUT) (IP-68)


CODE	SIZE	CABLE DIAMETER (mm)	MOUNTING DIAMETER	Pcs.
REK.06.412	PG-7	3 - 6,5	12,5	50
REK.06.416	PG-9	4 - 8	15,5	50
REK.06.418	PG-11	5 - 10	19	50
REK.06.420	PG-13.5	6 - 12	20,5	50
REK.06.425	PG-16	10 - 14	22,5	50
REK.06.432	PG-21	13 - 18	28,5	25
REK.06.440	PG-29	18 - 25	37,5	20
REK.06.450	PG-36	22 - 32	47	10
REK.06.456	PG-42	30 - 38	55	10
REK.06.462	PG-48	30 - 38	60	10

METRIC ETANGE BRASS CABLE GLAND NICKEL (WITH NUT) (IP-68)


CODE	SIZE	CABLE DIAMETER (mm)	MOUNTING DIAMETER	Pcs.
REK.06.012	M12x1,5	3 - 6,5	12	50
REK.06.016	M16x1,5	4 - 8	16	50
REK.06.020	M20x1,5	6 - 12	20	50
REK.06.025	M25x1,5	10 - 14	25	50
REK.06.032	M32x1,5	13 - 18	32	25
REK.06.040	M40x1,5	18 - 25	40	25
REK.06.050	M50x1,5	22 - 32	50	10
REK.06.056	M56x1,5	30 - 38	56	10
REK.06.063	M63x1,5	30 - 38	63	10

POLYAMIDE (PA6) SPIRAL PIPE GLAND (WITH NUT)


CODE	SIZE	COLOR	SPIRAL	Pcs. (mt)
İRAGP-07	PG7	Black / Grey	PA8,5	50
İRAGP-09	PG9	Black / Grey	PA10	50
İRAGP-11	PG11	Black / Grey	PA12	50
İRAGP-13	PG13,5	Black / Grey	PA14	50
İRAGP-16	PG16	Black / Grey	PA17	50
İRAGP-21	PG21	Black / Grey	PA23	25
İRAGP-29	PG29	Black / Grey	PA29	20
İRAGM-16	M16x1,5	Black / Grey	PA12	50
İRAGM-20	M20x1,5	Black / Grey	PA17	50
İRAGM-25	M25x1,5	Black / Grey	PA23	25
İRAGM-32	M32x1,5	Black / Grey	PA29	20

PA6 POLYAMIDE SPIRAL PIPE


CODE	SIZE	COLOR	SPIRAL	Pcs. (mt)
İRAGP90-07	PG7	Black / Grey	PA8,5	25
İRAGP90-09	PG9	Black / Grey	PA10	25
İRAGP90-11	PG11	Black / Grey	PA12	25
İRAGP90-13	PG13,5	Black / Grey	PA14	25
İRAGP90-16	PG16	Black / Grey	PA17	25
İRAGP90-21	PG21	Black / Grey	PA23	25
İRAGP90-29	PG29	Black / Grey	PA29	10
İRAGP90-36	PG36	Black / Grey	PA36	10
İRAGP90-48	PG48	Black / Grey	PA48	10

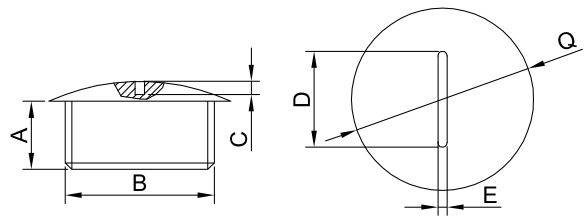
PG TYPE IP 54 POLYAMIDE BLIND STOP



Ral 7035

Ral 7001

Ral 9005



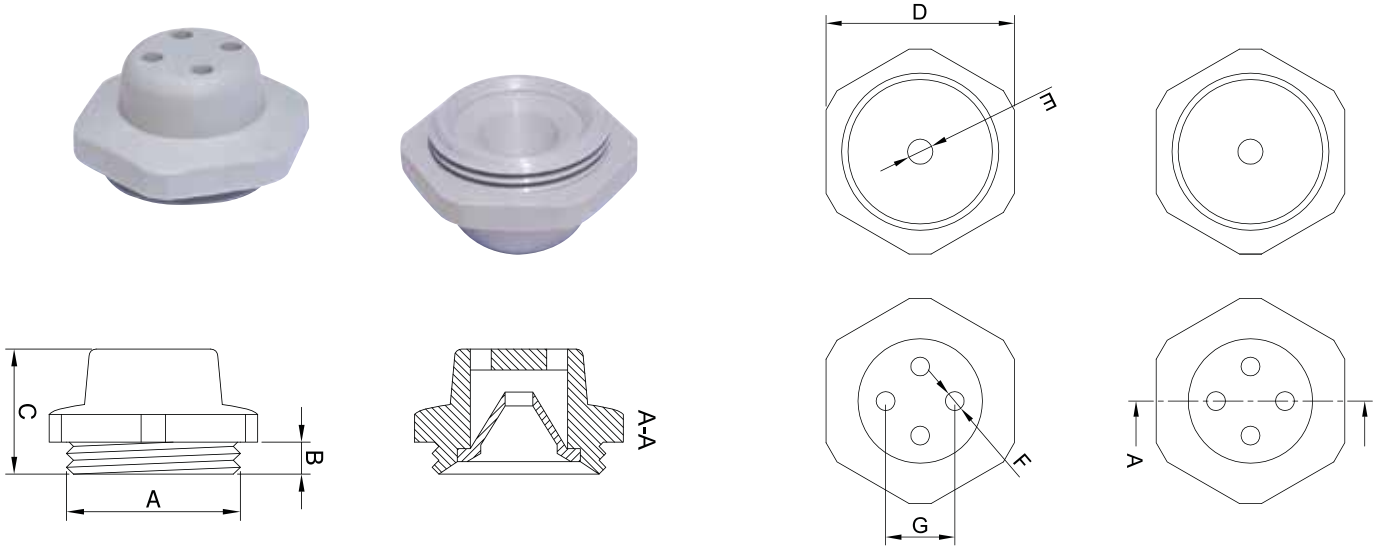
NEW CODE	OLD CODE	COLOUR (RAL)	SIZE	A (mm)	B (mm)	C (mm)	D (mm)	E (mm)	Q (mm)	Pcs
1110178	9301	7035	PG-7	6,0	12,1	2,0	8,0	1,4	15,0	250
1110172	9090	7001								
1110184	9302	9005								
1110179	9311	7035	PG-9	6,0	15,0	2,0	12,0	1,4	19,0	250
1110173	9091	7001								
1110185	9312	9005								
1110180	9321	7035	PG-11	11,2	18,4	1,5	11,3	1,4	22,2	250
1110174	9092	7001								
1110186	9322	9005								
1110181	9331	7035	PG-13,5	11,3	20,4	1,5	11,5	1,4	24,5	250
1110175	9093	7001								
1110187	9332	9005								
1110182	9341	7035	PG-16	10,3	22,3	1,8	14,0	1,4	27,5	250
1110176	9094	7001								
1110188	9342	9005								
1110183	9351	7035	PG-21	8	28,0	2,0	14,8	1,9	32,7	250
1110177	9095	7001								
1110189	9352	9005								
		7035	PG-29	9,0	37,5	2,0	15,0	2,1	44,4	150
	ONKA-9096	7001								
		9005								
		7035	PG-36	10,0	47,5	2,5	15,0	2,1	55,5	100
	ONKA-9097	7001								
		9005								

IP 54 RUBBER BLIND STOP



CODE	SIZE	MOUNTING DIA C	Pcs
ONKA-9490	PG-13.5	17	100
ONKA-9491	PG-16	22.8	100
ONKA-9492	PG-21	28.6	100
ONKA-9493	PG-29	37.3	100
ONKA-9494	PG-36	47	100
ONKA-9495	PG-42	55	50

PANEL AIR FLOW BLINDSTOP



NEW CODE	OLD CODE	COLOUR (RAL)	A (mm)	B (mm)	C (mm)	D (mm)	E (mm)	F (mm)	G (mm)	Pcs
1110194	9511	7035 ➡	M25x1,5	4,4	18,0	30,0	4,0	3,0	11,0	100
1110193	9510	7001 ➡								
1110195	9512	9005 ➡								

IP 54 DRAINAGE EQUIPMENT



NEW CODE	OLD CODE	COLOUR (RAL)	A (mm)	B (mm)	C (mm)	D (mm)	E (mm)	F (mm)	G (mm)	Pcs
1110197	9521	7035 ➡	23,0	22,8	17,0	10,5	5,0	4,0	14,5	100
1110196	9520	7001 ➡								
1110198	9522	9005 ➡								

PLASTIC SPIRAL PIPE (BLACK)


CODE	DESCRIPTIONS	Pcs.
M-020 400014 00 11	Ø 14	100
M-020 400016 00 11	Ø 16	100
M-020 400018 00 11	Ø 18	50
M-020 400020 00 11	Ø 20	50
M-020 400026 00 11	Ø 26	50
M-020 400032 00 11	Ø 32	50
M-020 400040 00 11	Ø 40	25
M-020 400050 00 11	Ø 50	25

POLIAMIDE (PA) / POLYPROPYLENE (pp) SPIRAL PIPE


CODE (PA)	CODE (pp)	SIZE	COLOR	INNER DIA. (mm)	OUTER DIA. (mm)	Pcs. (mt)
İRPA6-07	İRPP-07	PA7	Black / Grey	6,5	10,0	100
İRPA6-8,5	İRPP-8,5	PA8,5	Black / Grey	8,5	12,0	100
İRPA6-10	İRPP-10	PA10	Black / Grey	10,0	13,0	100
İRPA6-12	İRPP-12	PA12	Black / Grey	12,0	16,0	50
İRPA6-14	İRPP-14	PA14	Black / Grey	14,0	18,5	50
İRPA6-17	İRPP-17	PA17	Black / Grey	17,0	21,5	50
İRPA6-19	İRPP-19	PA19	Black / Grey	19,0	24,0	50
İRPA6-22	İRPP-22	PA22	Black / Grey	22,0	27,5	50
İRPA6-23	İRPP-23	PA23	Black / Grey	23,0	28,7	50
İRPA6-26	İRPP-26	PA26	Black / Grey	26,0	31,0	25
İRPA6-29	İRPP-29	PA29	Black / Grey	29,0	34,5	25
İRPA6-36	İRPP-36	PA36	Black / Grey	36,0	42,5	25
İRPA6-48	İRPP-48	PA48	Black / Grey	48,0	54,5	25



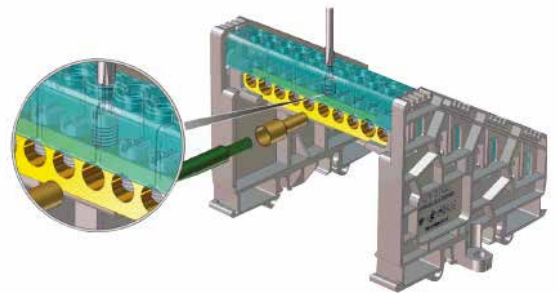
DISTRIBUTION UNITS

Technical Features;

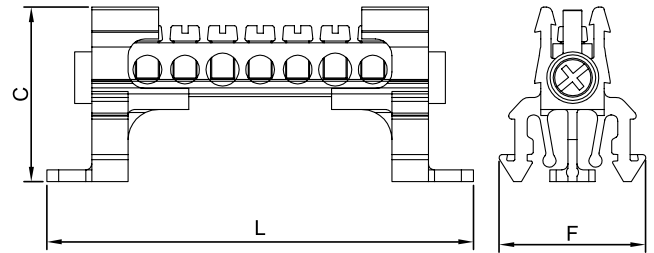

The most important point about distribution units is, the Screw holes on transparent covers. These holes allow the user to mount the screws without removing it. This provides an important mounting convenience

Range of Products;

- Singlepole distributions units 80A - 160A - 250A
- 2 Poles distributions units 80A - 160A - 250A
- 3 Poles distributions units 80A - 160A - 250A
- 4 Poles distributions units 80A - 160A - 250A
- Slotted grounded panel terminal connectors 80A - 160A - 250A
- 5 Pole distribution unit & accessories
- Monoblock distributions units
- Neutral grounded busbar
- Neutral & Earth distribution blocks (full insulated)



DISTRIBUTION UNITS

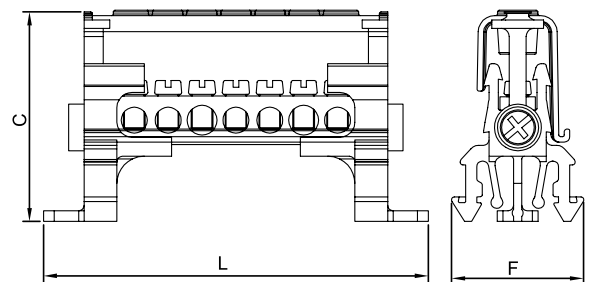
SINGLE POLE DISTRIBUTION UNITS 6.5 x 9 mm² - WITHOUT COVER


* **U_{imp}** : Impact strength voltage

NEW CODE	OLD CODE	DESCRIPTIONS	Current (A)	Voltage (V)	U _{imp} (V)	L ± 2 (mm)	F ± 1 (mm)	C ± 1 (mm)	Pcs.
1080001	2051	2 / 5 - 7 Holes	80	400	4000	71,4	24	28,2	32
1080002	2052	2 / 8 - 10 Holes	80	400	4000	89,9	24	28,2	24
1080003	2053	2 / 10 - 12 Holes	80	400	4000	102,4	24	28,2	18
1080004	2054	2 / 13 - 15 Holes	80	400	4000	120,9	24	28,2	16
1080005	2055	2 / 20 - 22 Holes	80	400	4000	164,9	24	28,2	12

MATERIAL			
Foot (2 Pcs.)	PA		
Square Screw (2 Pcs.)	Steel		
Earth (1 Pcs.)	Brass		
Torque Screw (7-22 Pcs.)	Steel		
MAX. CABLE SECTION			
INCOMING		OUTGOING	
With Terminal	Without Terminal	With Terminal	Without Terminal
10	16	6	10

*Multi Core Cables should be used with a Cord End Terminal

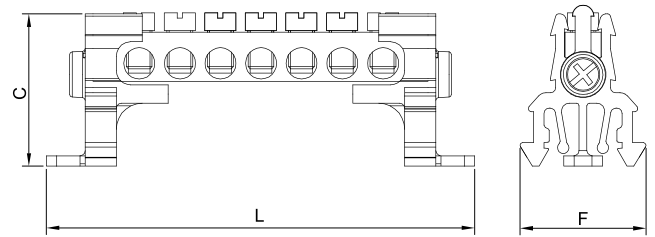
SINGLE POLE DISTRIBUTION UNITS 6.5 x 9 mm² - WITH COVER


* **U_{imp}** : Impact strength voltage

NEW CODE	OLD CODE	DESCRIPTIONS	Current (A)	Voltage (V)	U _{imp} (V)	L ± 2 (mm)	F ± 1 (mm)	C ± 1 (mm)	Pcs.
1080011	2061	2 / 5 - 7 Holes	80	400	4000	71,4	24	37,5	32
1080012	2062	2 / 8 - 10 Holes	80	400	4000	89,9	24	37,5	24
1080013	2063	2 / 10 - 12 Holes	80	400	4000	102,4	24	37,5	18
1080014	2064	2 / 13 - 15 Holes	80	400	4000	120,9	24	37,5	16
1080015	2065	2 / 20 - 22 Holes	80	400	4000	164,9	24	37,5	12

MATERIAL			
Foot (2 Pcs.)	PA		
Square Screw (2 Pcs.)	Steel		
Earth (1 Pcs.)	Brass		
Torque Screw (7-22 Pcs.)	Steel		
MAX. CABLE SECTION			
INCOMING		OUTGOING	
With Terminal	Without Terminal	With Terminal	Without Terminal
10	16	6	10

*Multi Core Cables should be used with a Cord End Terminal

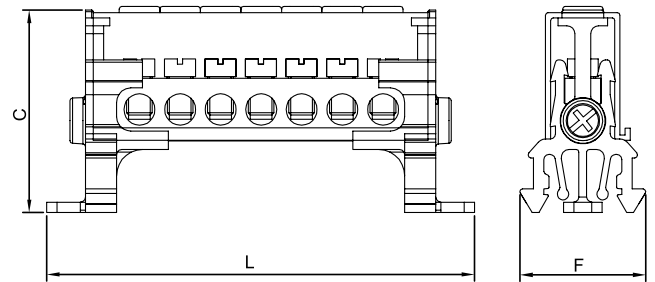
SINGLE POLE DISTRIBUTION UNITS 7 x 12 mm² - WITHOUT COVER

* U_{imp} : Impact strength voltage

NEW CODE	OLD CODE	DESCRIPTIONS	Current (A)	Voltage (V)	U_{imp} (V)	$L \pm 2$ (mm)	$F \pm 1$ (mm)	$C \pm 1$ (mm)	Pcs.
1080006	2056	2 / 5 - 7 Holes	160	750	4000	83	24	28,2	32
1080007	2057	2 / 8 - 10 Holes	160	750	4000	106,7	24	28,2	24
1080008	2058	2 / 10 - 12 Holes	160	750	4000	122,5	24	28,2	18
1080009	2059	2 / 13 - 15 Holes	160	750	4000	146,1	24	28,2	16
1080010	2060	2 / 20 - 22 Holes	160	750	4000	200,9	24	28,2	12

MATERIAL			
Foot (2 Pcs.)	PA		
Square Screw (2 Pcs.)	Steel		
Earth (1 Pcs.)	Brass		
Torque Screw (7-22 Pcs.)	Steel		
MAX. CABLE SECTION			
INCOMING		OUTGOING	
With Terminal	Without Terminal	With Terminal	Without Terminal
16	25	10	16

*Multi Core Cables should be used with a Cord End Terminal

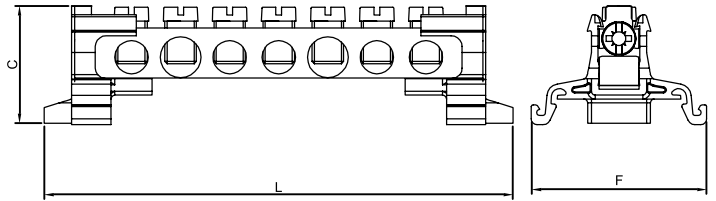

SINGLE POLE DISTRIBUTION UNITS 7 x 12 mm² - WITH COVER

* U_{imp} : Impact strength voltage

NEW CODE	OLD CODE	DESCRIPTIONS	Current (A)	Voltage (V)	U_{imp} (V)	$L \pm 2$ (mm)	$F \pm 1$ (mm)	$C \pm 1$ (mm)	Pcs.
1080021	2071	2 / 5 - 7 Holes	160	750	4000	83	24	37,5	32
1080022	2072	2 / 8 - 10 Holes	160	750	4000	106,7	24	37,5	24
1080023	2073	2 / 10 - 12 Holes	160	750	4000	122,5	24	37,5	18
1080024	2074	2 / 13 - 15 Holes	160	750	4000	146,1	24	37,5	16
1080025	2075	2 / 20 - 22 Holes	160	750	4000	200,9	24	37,5	12

MATERIAL			
Foot (2 Pcs.)	PA		
Square Screw (2 Pcs.)	Steel		
Earth (1 Pcs.)	Brass		
Torque Screw (7-22 Pcs.)	Steel		
MAX. CABLE SECTION			
INCOMING		OUTGOING	
With Terminal	Without Terminal	With Terminal	Without Terminal
16	25	10	16

*Multi Core Cables should be used with a Cord End Terminal

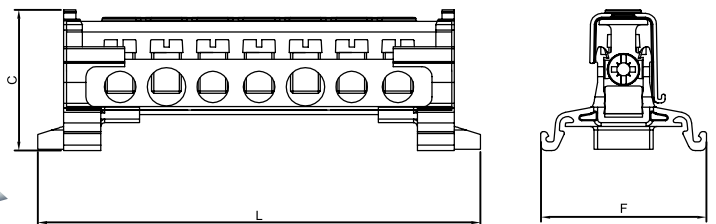
SINGLE POLE DISTRIBUTION UNITS 10 x 15 mm² - WITHOUT COVER


* **U_{imp}** : Impact strength voltage

NEW CODE	OLD CODE	DESCRIPTIONS	Current (A)	Voltage (V)	U _{imp} (V)	L ± 2 (mm)	F ± 1 (mm)	C ± 1 (mm)	Pcs.
1080016	2066	2 / 5 - 7 Holes	250	750	4000	121	43,2	32	32
1080017	2067	2 / 8 - 10 Holes	250	750	4000	159	43,2	32	24
1080018	2068	2 / 10 - 12 Holes	250	750	4000	184	43,2	32	18
1080019	2069	2 / 13 - 15 Holes	250	750	4000	220,5	43,2	32	16
1080020	2070	2 / 20 - 22 Holes	250	750	4000	308	43,2	32	12

MATERIAL			
Foot (2 Pcs.)	PA		
Square Screw (2 Pcs.)	Steel		
Earth (1 Pcs.)	Brass		
Torque Screw (7-22 Pcs.)	Steel		
MAX. CABLE SECTION			
INCOMING		OUTGOING	
With Terminal	Without Terminal	With Terminal	Without Terminal
35	50	25	35

*Multi Core Cables should be used with a Cord End Terminal

SINGLE POLE DISTRIBUTION UNITS 10 x 15 mm² - WITH COVER


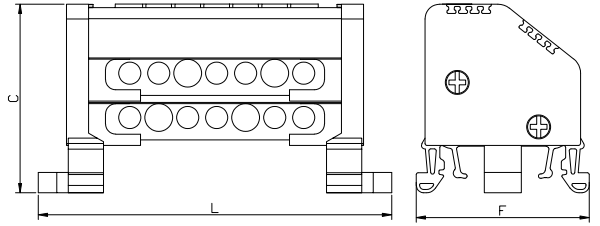
* **U_{imp}** : Impact strength voltage

NEW CODE	OLD CODE	DESCRIPTIONS	Current (A)	Voltage (V)	U _{imp} (V)	L ± 2 (mm)	F ± 1 (mm)	C ± 1 (mm)	Pcs.
1080026	2076	2 / 5 - 7 Holes	250	750	4000	121	43,2	38	32
1080027	2077	2 / 8 - 10 Holes	250	750	4000	159	43,2	38	24
1080028	2078	2 / 10 - 12 Holes	250	750	4000	184	43,2	38	18
1080029	2079	2 / 13 - 15 Holes	250	750	4000	220,5	43,2	38	16
1080030	2080	2 / 20 - 22 Holes	250	750	4000	308	43,2	38	12

MATERIAL			
Foot (2 Pcs.)	PA		
Square Screw (2 Pcs.)	Steel		
Earth (1 Pcs.)	Brass		
Torque Screw (7-22 Pcs.)	Steel		
MAX. CABLE SECTION			
INCOMING		OUTGOING	
With Terminal	Without Terminal	With Terminal	Without Terminal
35	50	25	35

*Multi Core Cables should be used with a Cord End Terminal

TWO POLES DISTRIBUTION UNITS 6,5 x 9 mm² - WITH COVER



* **U_{imp}** : Impact strength voltage

MARKING	
See Pg. 173-179	9540 / 9770 / 5443 / 4440 4442 / 4390

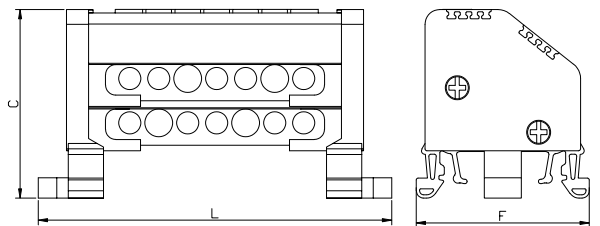

MATERIAL	
Foot (2 Pcs.)	PA
Square Screw (4 Pcs.)	Steel
Screw (14 - 44 Pcs.)	Steel
Earth (2 Pcs.)	Brass
Cover (2 Pcs.)	Polycarbonat

NEW CODE	OLD CODE	DESCRIPTIONS	Current (A)	Voltage (V)	U _{imp} (V)	L ± 2 (mm)	F ± 1 (mm)	C ± 1 (mm)	Pcs.
1080031	2081	2 / 5 - 7 Holes	80	400	4000	82,7	50,8	46,6	1
1080032	2082	2 / 8 - 10 Holes	80	400	4000	101,7	50,8	46,6	1
1080033	2083	2 / 10 - 12 Holes	80	400	4000	114,2	50,8	46,6	1
1080034	2084	2 / 13 - 15 Holes	80	400	4000	132,7	50,8	46,6	1
1080035	2085	2 / 20 - 22 Holes	80	400	4000	176,5	50,8	46,6	1

MAX. CABLE SECTION			
INCOMING		OUTGOING	
With Terminal	Without Terminal	With Terminal	Without Terminal
10	16	6	10

*Multi Core Cables should be used with a Cord End Terminal

TWO POLES DISTRIBUTION UNITS 7 x 12 mm² - WITH COVER



* **U_{imp}** : Impact strength voltage

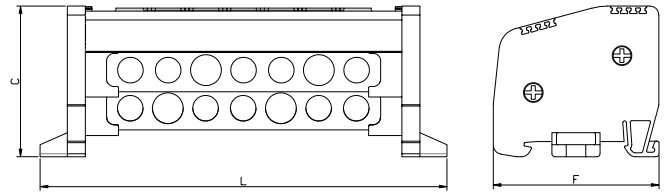
MARKING	
See Pg. 173-179	9540 / 9770 / 5443 / 4440 4442 / 4390

MATERIAL	
Foot (2 Pcs.)	PA
Square Screw (4 Pcs.)	Steel
Screw (14 - 44 Pcs.)	Steel
Earth (2 Pcs.)	Brass
Cover (2 Pcs.)	Polycarbonat

NEW CODE	OLD CODE	DESCRIPTIONS	Current (A)	Voltage (V)	U _{imp} (V)	L ± 2 (mm)	F ± 1 (mm)	C ± 1 (mm)	Pcs.
1080041	2091	2 / 5 - 7 Holes	160	750	4000	95,2	50,8	46,6	1
1080042	2092	2 / 8 - 10 Holes	160	750	4000	118,7	50,8	46,6	1
1080043	2093	2 / 10 - 12 Holes	160	750	4000	134,2	50,8	46,6	1
1080044	2094	2 / 13 - 15 Holes	160	750	4000	157,2	50,8	46,6	1
1080045	2095	2 / 20 - 22 Holes	160	750	4000	212,2	50,8	46,6	1

MAX. CABLE SECTION			
INCOMING		OUTGOING	
With Terminal	Without Terminal	With Terminal	Without Terminal
16	25	10	16

*Multi Core Cables should be used with a Cord End Terminal

TWO POLES DISTRIBUTION UNITS 10 x 15 mm² - WITH COVER


* **U_{imp}** : Impact strength voltage

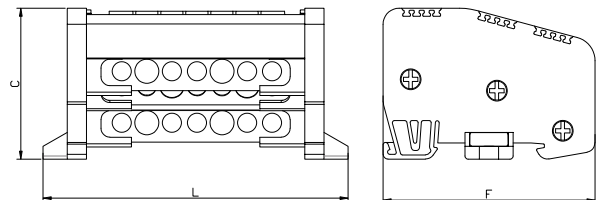
MARKING	
See Pg. 173-179	9540 / 9770 / 5443 / 4440 4442 / 4390

NEW CODE	OLD CODE	DESCRIPTIONS	Current (A)	Voltage (V)	U _{imp} (V)	L ± 2 (mm)	F ± 1 (mm)	C ± 1 (mm)	Pcs.
1080036	2086	2 / 5 - 7 Holes	250	750	4000	135	55	50	1
1080037	2087	2 / 8 - 10 Holes	250	750	4000	172,5	55	50	1
1080038	2088	2 / 10 - 12 Holes	250	750	4000	197	55	50	1
1080039	2089	2 / 13 - 15 Holes	250	750	4000	235	55	50	1
1080040	2090	2 / 20 - 22 Holes	250	750	4000	322,5	55	50	1

MATERIAL	
Foot (2 Pcs.)	PA
Square Screw (4 Pcs.)	Steel
Screw (14 - 44 Pcs.)	Steel
Earth (2 Pcs.)	Brass
Cover (2 Pcs.)	Polycarbonat

MAX. CABLE SECTION			
INCOMING		OUTGOING	
With Terminal	Without Terminal	With Terminal	Without Terminal
35	50	25	35

*Multi Core Cables should be used with a Cord End Terminal

THREE POLES DISTRIBUTION UNITS 6,5 x 9 mm² - WITH COVER (LOW TYPE)


* In order to ensure complete insulation for the declared impact strength, the base insulation part must be used which provided with the product

* **U_{imp}** : Impact strength voltage

MARKING	
See Pg. 173-179	9540 / 9770 / 5443 / 4440 4442 / 4390

NEW CODE	OLD CODE	DESCRIPTIONS	Current (A)	Voltage (V)	U _{imp} (V)	L ± 2 (mm)	F ± 1 (mm)	C ± 1 (mm)	Pcs.
1080066	2171	2 / 5 - 7 Holes	80	400	4000	82,7	66	47	1
1080067	2172	2 / 8 - 10 Holes	80	400	4000	101,6	66	47	1
1080068	2173	2 / 10 - 12 Holes	80	400	4000	113,9	66	47	1
1080069	2174	2 / 13 - 15 Holes	80	400	4000	132,8	66	47	1
1080070	2175	2 / 20 - 22 Holes	80	400	4000	176,5	66	47	1

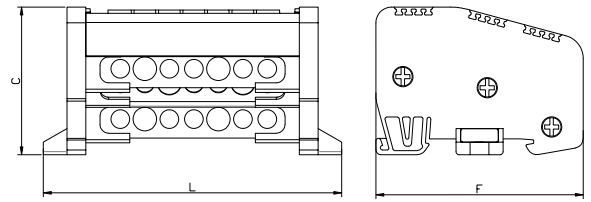
MATERIAL	
Foot (2 Pcs.)	PA
Square Screw (6 Pcs.)	Steel
Screw (21 - 66 Pcs.)	Steel
Earth (3 Pcs.)	Brass
Cover (3 Pcs.)	Polycarbonat

ACCESSORY		
Distribution Unit Isolation Apparatus	NEW CODE	OLD CODE
	1080136	2137

MAX. CABLE SECTION			
INCOMING		OUTGOING	
With Terminal	Without Terminal	With Terminal	Without Terminal
10	16	6	10

*Multi Core Cables should be used with a Cord End Terminal

THREE POLES DISTRIBUTION UNITS 7 x 12 mm² - WITH COVER (LOW TYPE)



* In order to ensure complete insulation for the declared impact strength, the base insulation part must be used which provided with the product

* **U_{imp}** : Impact strength voltage

MARKING	
See Pg. 173-179	9540 / 9770 / 5443 / 4440 4442 / 4390

MATERIAL	
Foot (2 Pcs.)	PA
Square Screw (6 Pcs.)	Steel
Screw (21 - 66 Pcs.)	Steel
Earth (3 Pcs.)	Brass
Cover (3 Pcs.)	Polycarbonat

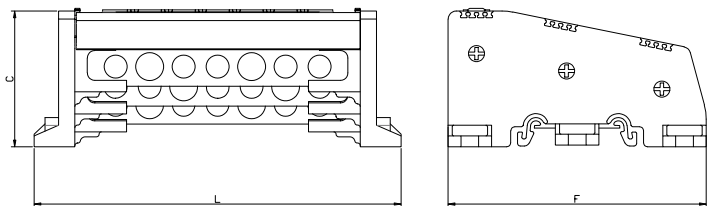

NEW CODE	OLD CODE	DESCRIPTIONS	Current (A)	Voltage (V)	U _{imp} (V)	L ± 2 (mm)	F ± 1 (mm)	C ± 1 (mm)	Pcs.
1080061	2151	2 / 5 - 7 Holes	160	750	4000	95	66	47	1
1080062	2152	2 / 8 - 10 Holes	160	750	4000	118,5	66	47	1
1080063	2153	2 / 10 - 12 Holes	160	750	4000	134	66	47	1
1080064	2154	2 / 13 - 15 Holes	160	750	4000	157	66	47	1
1080065	2155	2 / 20 - 22 Holes	160	750	4000	212	66	47	1

ACCESSORY		
Distribution Unit Isolation Apparatus	NEW CODE	OLD CODE
	1080136	2137

MAX. CABLE SECTION			
INCOMING		OUTGOING	
With Terminal	Without Terminal	With Terminal	Without Terminal
10	25	10	16

*Multi Core Cables should be used with a Cord End Terminal

THREE POLES DISTRIBUTION UNITS 10 x 15 mm² - WITH COVER (LOW TYPE)



* **U_{imp}** : Impact strength voltage

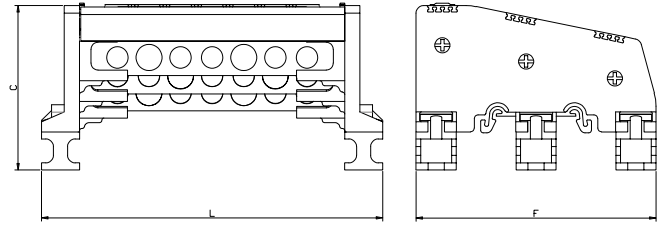

MARKING	
See Pg. 173-179	9540 / 9770 / 5443 / 4440 4442 / 4390

MATERIAL	
Foot (2 Pcs.)	PA
Square Screw (6 Pcs.)	Steel
Screw (21 - 66 Pcs.)	Steel
Earth (3 Pcs.)	Brass
Cover (3 Pcs.)	Polycarbonat

NEW CODE	OLD CODE	DESCRIPTIONS	Current (A)	Voltage (V)	U _{imp} (V)	L ± 2 (mm)	F ± 1 (mm)	C ± 1 (mm)	Pcs.
1080071	2181	2 / 5 - 7 Holes	250	750	4000	135	95	50	1
1080072	2182	2 / 8 - 10 Holes	250	750	4000	172,5	95	50	1
1080073	2183	2 / 10 - 12 Holes	250	750	4000	197	95	50	1
1080074	2184	2 / 13 - 15 Holes	250	750	4000	235	95	50	1
1080075	2185	2 / 20 - 22 Holes	250	750	4000	322,5	95	50	1

MAX. CABLE SECTION			
INCOMING		OUTGOING	
With Terminal	Without Terminal	With Terminal	Without Terminal
35	50	25	35

*Multi Core Cables should be used with a Cord End Terminal

THREE POLES DISTRIBUTION UNITS 10 x 15 mm² - WITH COVER (HIGH TYPE)


* **U_{imp}** : Impact strength voltage

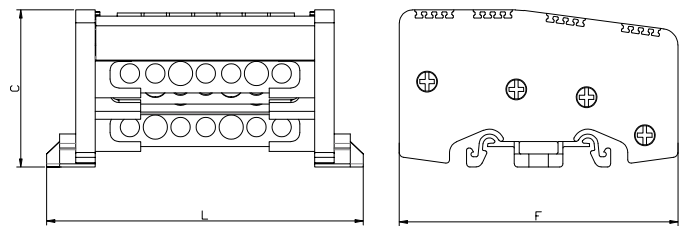

MARKING	
See Pg. 173-179	9540 / 9770 / 5443 / 4440 4442 / 4390

MATERIAL	
Foot (2 Pcs.)	PA
Square Screw (6 Pcs.)	Steel
Screw (21 - 66 Pcs.)	Steel
Earth (3 Pcs.)	Brass
Cover (3 Pcs.)	Polycarbonat

NEW CODE	OLD CODE	DESCRIPTIONS	Current (A)	Voltage (V)	U _{imp} (V)	L ± 2 (mm)	F ± 1 (mm)	C ± 1 (mm)	Pcs.
1080076	2186	2 / 5 - 7 Holes	250	750	4000	135	95	65	1
1080077	2187	2 / 8 - 10 Holes	250	750	4000	172,5	95	65	1
1080078	2188	2 / 10 - 12 Holes	250	750	4000	197	95	65	1
1080079	2189	2 / 13 - 15 Holes	250	750	4000	235	95	65	1
1080080	2190	2 / 20 - 22 Holes	250	750	4000	322,5	95	65	1

MAX. CABLE SECTION			
INCOMING		OUTGOING	
With Terminal	Without Terminal	With Terminal	Without Terminal
35	50	25	35

*Multi Core Cables should be used with a Cord End Terminal

FOUR POLES DISTRIBUTION UNITS 6,5 x 9 mm² - WITH COVER (LOW TYPE)


* **U_{imp}** : Impact strength voltage

MARKING	
See Pg. 173-179	9540 / 9770 / 5443 / 4440 4442 / 4390

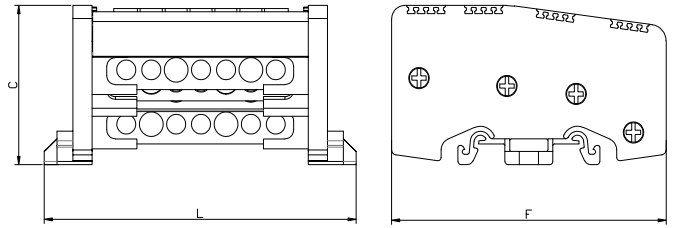

MATERIAL	
Foot (2 Pcs.)	PA
Square Screw (8 Pcs.)	Steel
Screw (28 - 88 Pcs.)	Steel
Earth (4 Pcs.)	Brass
Cover (4 Pcs.)	Polycarbonat

NEW CODE	OLD CODE	DESCRIPTIONS	Current (A)	Voltage (V)	U _{imp} (V)	L ± 2 (mm)	F ± 1 (mm)	C ± 1 (mm)	Pcs.
1080086	2201	2 / 5 - 7 Holes	80	400	4000	85,8	86	48,5	1
1080087	2202	2 / 8 - 10 Holes	80	400	4000	104,7	86	48,5	1
1080088	2203	2 / 10 - 12 Holes	80	400	4000	117	86	48,5	1
1080089	2204	2 / 13 - 15 Holes	80	400	4000	135,9	86	48,5	1
1080090	2205	2 / 20 - 22 Holes	80	400	4000	179,6	86	48,5	1

MAX. CABLE SECTION			
INCOMING		OUTGOING	
With Terminal	Without Terminal	With Terminal	Without Terminal
10	16	6	10

*Multi Core Cables should be used with a Cord End Terminal

FOUR POLES DISTRIBUTION UNITS 7 x 12 mm² - WITH COVER (LOW TYPE)



* **U_{imp}** : Impact strength voltage

MARKING	
See Pg. 173-179	9540 / 9770 / 5443 / 4440 4442 / 4390

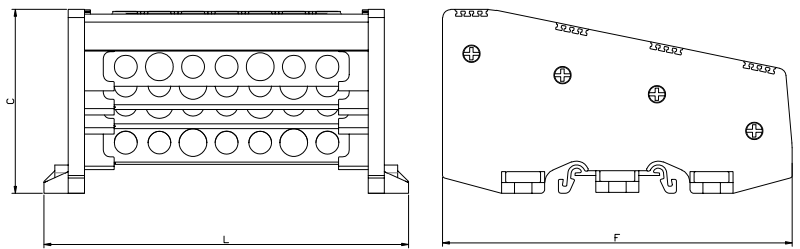

MATERIAL	
Foot (2 Pcs.)	PA
Square Screw (8 Pcs.)	Steel
Screw (28 - 88 Pcs.)	Steel
Earth (4 Pcs.)	Brass
Cover (4 Pcs.)	Polycarbonat

NEW CODE	OLD CODE	DESCRIPTIONS	Current (A)	Voltage (V)	U _{imp} (V)	L ± 2 (mm)	F ± 1 (mm)	C ± 1 (mm)	Pcs.
1080091	2211	2 / 5 - 7 Holes	160	750	4000	97,7	86	48,5	1
1080092	2212	2 / 8 - 10 Holes	160	750	4000	121,2	86	48,5	1
1080093	2213	2 / 10 - 12 Holes	160	750	4000	136,7	86	48,5	1
1080094	2214	2 / 13 - 15 Holes	160	750	4000	159,7	86	48,5	1
1080095	2215	2 / 20 - 22 Holes	160	750	4000	214,7	86	48,5	1

MAX. CABLE SECTION			
INCOMING		OUTGOING	
With Terminal	Without Terminal	With Terminal	Without Terminal
16	25	10	16

*Multi Core Cables should be used with a Cord End Terminal

FOUR POLES DISTRIBUTION UNITS 10 x 15 mm² - WITH COVER (LOW TYPE)



* **U_{imp}** : Impact strength voltage

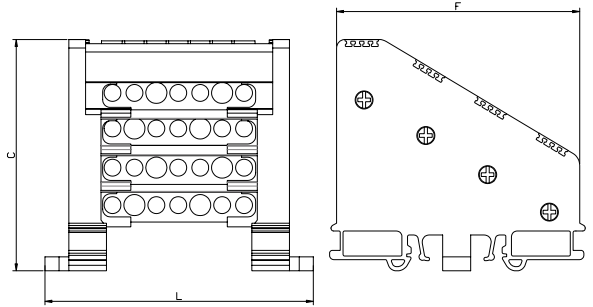
MARKING	
See Pg. 173-179	9540 / 9770 / 5443 / 4440 4442 / 4390

MATERIAL	
Foot (2 Pcs.)	PA
Square Screw (8 Pcs.)	Steel
Screw (21 - 66 Pcs.)	Steel
Earth (4 Pcs.)	Brass
Cover (4 Pcs.)	Polycarbonat

NEW CODE	OLD CODE	DESCRIPTIONS	Current (A)	Voltage (V)	U _{imp} (V)	L ± 2 (mm)	F ± 1 (mm)	C ± 1 (mm)	Pcs.
1080056	2116	2 / 5 - 7 Holes	250	750	4000	135,5	130	68	1
1080057	2117	2 / 8 - 10 Holes	250	750	4000	172,6	130	68	1
1080058	2118	2 / 10 - 12 Holes	250	750	4000	197	130	68	1
1080059	2119	2 / 13 - 15 Holes	250	750	4000	235	130	68	1
1080060	2120	2 / 20 - 22 Holes	250	750	4000	322,5	130	68	1

MAX. CABLE SECTION			
INCOMING		OUTGOING	
With Terminal	Without Terminal	With Terminal	Without Terminal
35	50	25	35

*Multi Core Cables should be used with a Cord End Terminal

FOUR POLES DISTRIBUTION UNITS 6,5 x 9 mm² - WITH COVER (HIGH TYPE)


* **U_{imp}** : Impact strength voltage

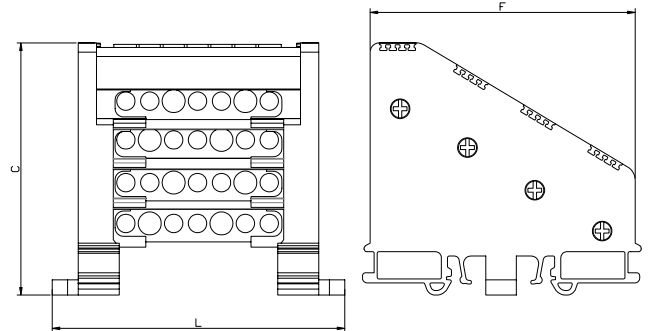

MARKING	
See Pg. 173-179	9540 / 9770 / 5443 / 4440 4442 / 4390

MATERIAL	
Foot (2 Pcs.)	PA
Square Screw (8 Pcs.)	Steel
Screw (28 - 88 Pcs.)	Steel
Earth (4 Pcs.)	Brass
Cover (4 Pcs.)	Polycarbonat

NEW CODE	OLD CODE	DESCRIPTIONS	Current (A)	Voltage (V)	U _{imp} (V)	L ± 2 (mm)	F ± 1 (mm)	C ± 1 (mm)	Pcs.
1080046	2101	2 / 5 - 7 Holes	80	400	4000	84,3	86,5	82,3	1
1080047	2102	2 / 8 - 10 Holes	80	400	4000	103,2	86,5	82,3	1
1080048	2103	2 / 10 - 12 Holes	80	400	4000	115,5	86,5	82,3	1
1080049	2104	2 / 13 - 15 Holes	80	400	4000	134,4	86,5	82,3	1
1080050	2105	2 / 20 - 22 Holes	80	400	4000	178,1	86,5	82,3	1

MAX. CABLE SECTION			
INCOMING		OUTGOING	
With Terminal	Without Terminal	With Terminal	Without Terminal
10	16	6	10

*Multi Core Cables should be used with a Cord End Terminal

FOUR POLES DISTRIBUTION UNITS 7 x 12 mm² - WITH COVER (HIGH TYPE)


* **U_{imp}** : Impact strength voltage

MARKING	
See Pg. 173-179	9540 / 9770 / 5443 / 4440 4442 / 4390

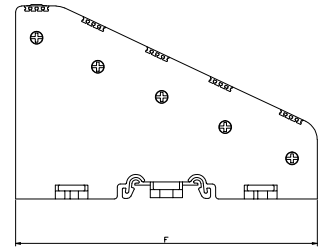
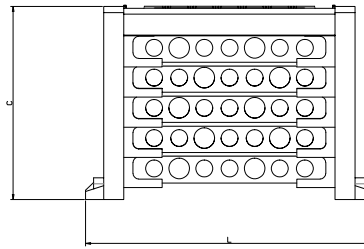

MATERIAL	
Foot (2 Pcs.)	PA
Square Screw (8 Pcs.)	Steel
Screw (28 - 88 Pcs.)	Steel
Earth (4 Pcs.)	Brass
Cover (4 Pcs.)	Polycarbonat

NEW CODE	OLD CODE	DESCRIPTIONS	Current (A)	Voltage (V)	U _{imp} (V)	L ± 2 (mm)	F ± 1 (mm)	C ± 1 (mm)	Pcs.
1080051	2111	2 / 5 - 7 Holes	160	750	4000	95,5	86,5	82,3	1
1080052	2112	2 / 8 - 10 Holes	160	750	4000	119,5	86,5	82,3	1
1080053	2113	2 / 10 - 12 Holes	160	750	4000	135	86,5	82,3	1
1080054	2114	2 / 13 - 15 Holes	160	750	4000	158	86,5	82,3	1
1080055	2115	2 / 20 - 22 Holes	160	750	4000	213	86,5	82,3	1

MAX. CABLE SECTION			
INCOMING		OUTGOING	
With Terminal	Without Terminal	With Terminal	Without Terminal
10	25	10	16

*Multi Core Cables should be used with a Cord End Terminal

FIVE POLES DISTRIBUTION UNITS 10 x 15 mm² - WITH COVER (LOW TYPE)



MARKING

See Pg. 173-179

9540 / 9770 / 5443 / 4440
4442 / 4390 / 2630

MATERIAL

Foot (2 Pcs.)	PA
Square Screw (10 Pcs.)	Steel
Screw (35 - 110 Pcs.)	Steel
Earth (5 Pcs.)	Brass
Cover (5 Pcs.)	Polycarbonat

* **U_{imp}** : Impact strength voltage

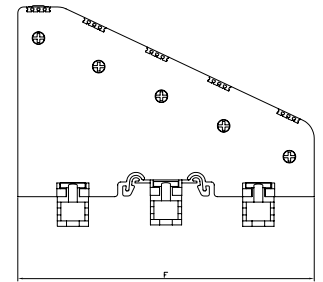
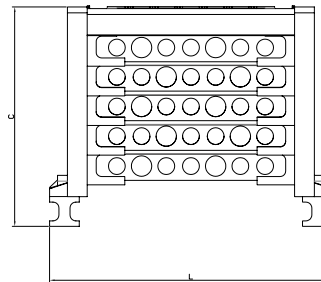

NEW CODE	OLD CODE	DESCRIPTIONS	Current (A)	Voltage (V)	U _{imp} (V)	L ± 2 (mm)	F ± 1 (mm)	C ± 1 (mm)	Pcs.
1080081	2191	2 / 5 - 7 Holes	250	750	4000	143	150	96	1
1080082	2192	2 / 8 - 10 Holes	250	750	4000	180,5	150	96	1
1080083	2193	2 / 10 - 12 Holes	250	750	4000	205	150	96	1
1080084	2194	2 / 13 - 15 Holes	250	750	4000	243	150	96	1
1080085	2195	2 / 20 - 22 Holes	250	750	4000	329	150	96	1

MAX. CABLE SECTION

INCOMING		OUTGOING	
With Terminal	Without Terminal	With Terminal	Without Terminal
35	50	25	35

*Multi Core Cables should be used with a Cord End Terminal

FIVE POLES DISTRIBUTION UNITS 10 x 15 mm² - WITH COVER (HIGH TYPE)



MARKING

See Pg. 173-179

9540 / 9770 / 5443 / 4440
4442 / 4390 / 2630

MATERIAL

Foot (2 Pcs.)	PA
Square Screw (10 Pcs.)	Steel
Screw (35 - 110 Pcs.)	Steel
Earth (5 Pcs.)	Brass
Cover (5 Pcs.)	Polycarbonat

* **U_{imp}** : Impact strength voltage

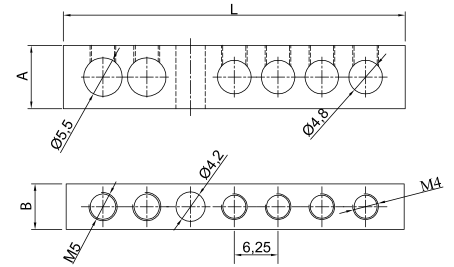

NEW CODE	OLD CODE	DESCRIPTIONS	Current (A)	Voltage (V)	U _{imp} (V)	L ± 2 (mm)	F ± 1 (mm)	C ± 1 (mm)	Pcs.
1080096	2216	2 / 5 - 7 Holes	250	750	4000	143	150	111	1
1080097	2217	2 / 8 - 10 Holes	250	750	4000	180,5	150	111	1
1080098	2218	2 / 10 - 12 Holes	250	750	4000	205	150	111	1
1080099	2219	2 / 13 - 15 Holes	250	750	4000	243	150	111	1
1080100	2220	2 / 20 - 22 Holes	250	750	4000	329	150	111	1

MAX. CABLE SECTION

INCOMING		OUTGOING	
With Terminal	Without Terminal	With Terminal	Without Terminal
35	50	25	35

*Multi Core Cables should be used with a Cord End Terminal

SLOTTED GROUNDED PANEL TERMINAL CONNECTORS 80 A (6.5 x 9 mm²)

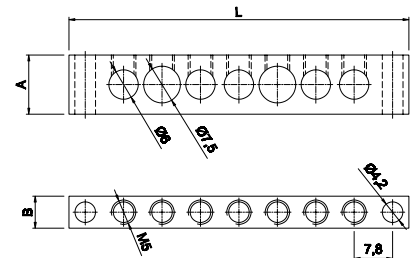



NEW CODE	OLD CODE	DESCRIPTIONS	A	B	L ± 2	Pcs. Box
1080101	2001	2/3 = 5 Holes	9	6,5	42	50
1080102	2002	2/5 = 7 Holes	9	6,5	54	50
1080103	2003	2/8 = 10 Holes	9	6,5	73	50
1080104	2004	2/10 = 12 Holes	9	6,5	86	50
1080105	2005	2/13 = 15 Holes	9	6,5	105	50
1080106	2006	2/20 = 22 Holes	9	6,5	148	50
1080107	2007	2/40 = 42 Holes	9	6,5	285	50
1080108	2008	2/60 = 62 Holes	9	6,5	410	50
1080109	2009	2/80 = 82 Holes	9	6,5	535	50
1080110	1999	1 meter 159 Holes	9	6,5	1000	50

MAX. CABLE SECTION			
INCOMING		OUTGOING	
With Terminal	Without Terminal	With Terminal	Without Terminal
10	16	6	10

*Multi Core Cables should be used with a Cord End Terminal

SLOTTED GROUNDED PANEL TERMINAL CONNECTORS 160 A (7 x 12 mm²)

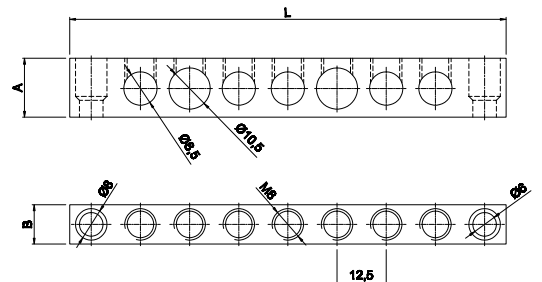



NEW CODE	OLD CODE	DESCRIPTIONS	A	B	L ± 2	Pcs. Box
1080115	2021	2/5 = 7 Holes	12	6,5	69	50
1080116	2022	2/8 = 10 Holes	12	6,5	93	50
1080117	2023	2/10 = 12 Holes	12	6,5	108	50
1080118	2024	2/13 = 15 Holes	12	6,5	133	50
1080119	2025	2/20 = 22 Holes	12	6,5	188	50
1080121	2029	1 meter 126 Holes	12	6,5	1000	50

MAX. CABLE SECTION			
INCOMING		OUTGOING	
With Terminal	Without Terminal	With Terminal	Without Terminal
16	25	10	16

*Multi Core Cables should be used with a Cord End Terminal

SLOTTED GROUNDED PANEL TERMINAL CONNECTORS 250 A (10 x 15 mm²)

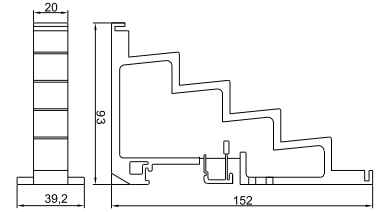


NEW CODE	OLD CODE	DESCRIPTIONS	A	B	L ± 2	Pcs. Box
1080123	2041	2/5 = 7 Holes	15	10	111	50
1080124	2042	2/8 = 10 Holes	15	10	149	50
1080125	2043	2/10 = 12 Holes	15	10	173	50
1080126	2044	2/13 = 15 Holes	15	10	211	50
1080127	2045	2/20 = 22 Holes	15	10	299	50
1080128	2028	1 meter 79 Holes	15	10	1000	50

MAX. CABLE SECTION			
INCOMING		OUTGOING	
With Terminal	Without Terminal	With Terminal	Without Terminal
35	50	25	35

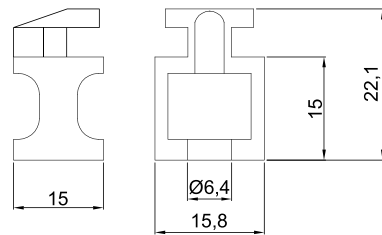

*Multi Core Cables should be used with a Cord End Terminal

5 POLE DISTRIBUTION UNIT & ACCESSORIES




NEW CODE	OLD CODE	DESCRIPTION	Pcs. Box.
1080134	2131	30 x 5 Base (Max. 30x5)	10

ASCENDER PART FOR DISTRIBUTION UNITS



NEW CODE	OLD CODE	DESCRIPTION	Pcs. Box.
1080135	2134	Ascender part for 1-3-5 Pole Distribution Units	100

DISTRIBUTION UNIT ISOLATION APPARATUS



NEW CODE	OLD CODE	DESCRIPTION	Pcs. Box.
1080136	2137	35 mm. Cover Apparatus (1m)	10

FORMING INSULATOR (3/4 Pole - Max. 40x10 mm)

















**800
AMPER**

- UL94V0 incombustibility standard
- Ergonomic and compact structure.
- Developed design against short-circuit forces
- Easy assembly and operation solution in Form of 1-2-3-4
- Safe and aesthetic busbar

CODE	DESCRIPTION	Pcs. Box.
İRTPF-4003	3-Pole Forming Insulator (Max. 40x10)	1 SET
İRTPF-4004	4-Pole Forming Insulator (Max. 40x10)	1 SET

MONOBLOCK DISTRIBUTION UNITS

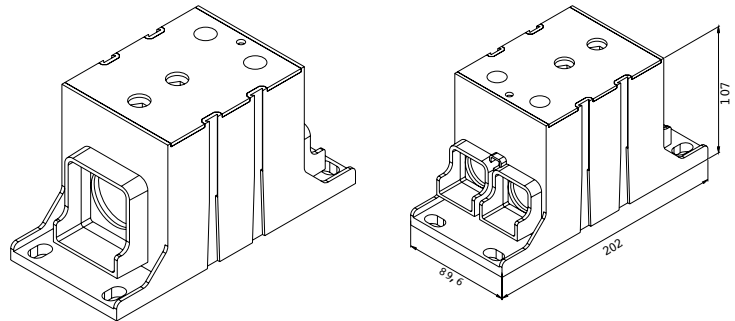
	CODE	DESCRIPTIONS	Pcs		CODE	DESCRIPTIONS	Pcs
	FTG-38049	80 A Input: 1 x 2,5-16 mm ² Output : 4 x 2.5 - 6 mm ² 2 x 2.5 - 16 mm ²	1		FTG-38404	400 A Input : 1 x 70 - 240 mm ² Output : 2 x 35 - 120 mm ²	1
	FTG-38049 PE	80 A Yeşil Input: 1 x 2,5 - 16 mm ² Output : 4 x 2.5 - 6 mm ² 2 x 2.5 - 16 mm ²	1		FTG-38404N	400 A Input : 1 x 70 - 240 mm ² Output : 2 x 35 - 120 mm ²	1
	FTG-38049 N	80 A Mavi Input: 1 x 2,5 - 16 mm ² Output : 4 x 2.5 - 6 mm ² 2 x 2.5 - 16 mm ²	1		FTG-38404PE	400 A Input : 1 x 70 - 240 mm ² Output : 2 x 35 - 120 mm ²	1
	FTG-38041	125 A Input: 1 x 10-35 mm ² 1 x 6 - 16 mm ² Output : 6 x 2.5 - 16 mm ²	1		FTG-38404R	400 A Input : 1 x 70 - 240 mm ² Output : 2 x 35 - 120 mm ²	1
	FTG-38041 PE	125 A Input: 1 x 10-35 mm ² 1 x 6 - 16 mm ² Output : 6 x 2.5 - 16 mm ²	1		FTG-38403	400 A Input : 1 x 70 - 240 mm ² Output : 6 x 6 - 50 mm ²	1
	FTG-38041 N	125 A Input: 1 x 16-35 mm ² 1 x 6 - 16 mm ² Output : 6 x 2.5 - 16 mm ²	1		FTG-38403N	400 A Input : 1 x 70 - 240 mm ² Output : 6 x 6 - 50 mm ²	1
	FTG-38076	125 A Input: 1 x 16-35 mm ² Output : 10 x 2.5 - 16 mm ²	1		FTG-38403PE	400 A Input : 1 x 70 - 240 mm ² Output : 6 x 6 - 50 mm ²	1
	FTG-38074	175 A Input: 1 x 16-70 mm ² Output : 10 x 2.5 - 16 mm ²	1		FTG-38403R	400 A Input : 1 x 70 - 240 mm ² Output : 6 x 6 - 50 mm ²	1
	FTG-38074 N	175 A Mavi Input: 1 x 16 - 70 mm ² Output : 10 x 2.5 - 16 mm ²	1		FTG-38402	400 A Bara Inputi : 20 x 4 - 25 x 10 mm Output : 2 x 35 - 120 mm ²	1
	FTG-38032	160 A Input: 1 x 10-70 mm ² Output : 6 x 2.5 - 16 mm ² Bakır Bara Geçişli	1		FTG-38401	400 A Bara Inputi 5,5 x 0,8 x 1 mm 24 x 1 x 6 mm Output : 6 x 6 - 50 mm ²	1
	FTG-38020	250 A Input: 1 x 35 - 120 mm ² Output : 2 x 6 - 35 mm ² 5 x 1.5 - 16 mm ² 4x1.5-10 mm ²	1		FTG-38062	800 A Bara Inputi 1 x 35 - 300 mm Bara Genişliği : 50 mm Output 2 x 35 - 300 mm ²	1
	FTG-38019	400 A Input: 1x95-185 mm ² Output : 2 x 6 - 35 mm ² 5 x 1.5 - 16 mm ² 4 x 1.5 - 10 mm ²	1		FTG-38063	800 A Bara Inputi 2 x 35 - 300 mm Bara Genişliği : 20 mm Output 2 x 35 - 300 mm ²	1

3 POLE MONOBLOCK



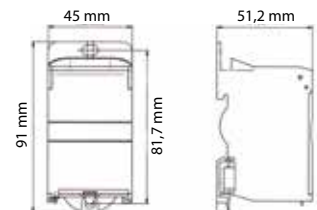
CODE	DESCRIPTIONS	Pcs
FTG-38056	125 A, (3 PHASE + NEUTRAL) Input: 1 x 10 - 35 mm ² Output: 5 x 1,5 - 6, 2 x 2,5 - 16mm ²	1
FTG-38075	125 A, (3 PHASE) Input: 1 x 10 - 35 mm ² Output: 6 x 2,5 - 16 mm ²	1
FTG-38073	175 A, (3 PHASE) Input: 1 x 16 - 70 mm ² Output: 6 x 2,5 - 16 mm ²	1

MONOBLOCK DISTRIBUTION UNIT (950A)



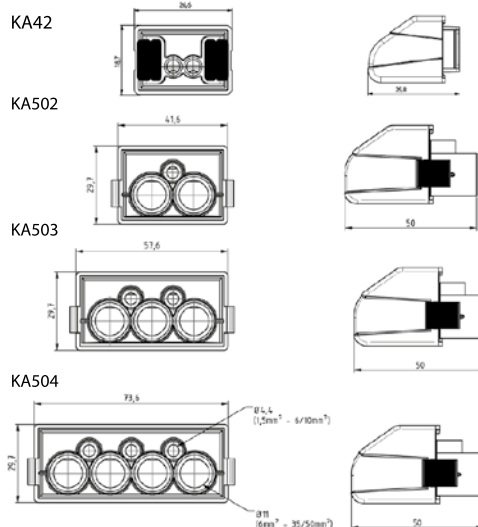
CODE	DESCRIPTIONS	COLOUR	Pcs
FTG-38650	950 A Input: 1 x 95 - 500 mm ² Output: 2 x 50 - 300 mm ²	Gray	1
FTG-38650N		Blue	1
FTG-38650PE		Green	1
FTG-38650R		Red	1

FULL INSULATED MONOBLOCK DISTRIBUTION UNITS



CODE	DESCRIPTIONS	Pcs
FTG-38814	Gray Color, 250A, 1000 V DC, 690 V AC Input: 1 x 25 - 95 mm ² - 1 x 35 - 120 mm ² , Output: 4 x 1.5 - 10 mm ² - 4 x 1.5 - 16 mm ²	1
FTG-38814N	Blue Color, 250A, 1000 V DC, 690 V AC Input: 1 x 25 - 95 mm ² - 1 x 35 - 120 mm ² , Output: 4 x 1.5 - 10 mm ² - 4 x 1.5 - 16 mm ²	1
FTG-38814PE	Green Color, 250A, 1000 V DC, 690 V AC Input: 1 x 25 - 95 mm ² - 1 x 35 - 120 mm ² , Output: 4 x 1.5 - 10 mm ² - 4 x 1.5 - 16 mm ²	1
FTG-38814R	Red Color, 250A, 1000 V DC, 690 V AC Input: 1 x 25 - 95 mm ² - 1 x 35 - 120 mm ² , Output: 4 x 1.5 - 10 mm ² - 4 x 1.5 - 16 mm ²	1

MONOBLOCK DISTRIBUTION UNITS



KA42



KA502



KA503N



KA504PE

CODE	DESCRIPTIONS	Pcs
KA42	690 V AC, 0,75 - 4 mm ² , 25A(Cu), 125A(AL)	1
KA502	1000 V DC, 690 V AC, 2 x 6-35 mm ² , 160A(Cu), 125A(AL)	1
KA502N	1000 V DC, 690 V AC, 2 x 6-35 mm ² , 160A(Cu), 125A(AL)	1
KA502PE	1000 V DC, 690 V AC, 2 x 6-35 mm ² , 160A(Cu), 125A(AL)	1
KA503	1000 V DC, 690 V AC, 3 x 6-35 mm ² , 160A(Cu), 125A(AL)	1
KA503N	1000 V DC, 690 V AC, 3 x 6-35 mm ² , 160A(Cu), 125A(AL)	1
KA503PE	1000 V DC, 690 V AC, 3 x 6-35 mm ² , 160A(Cu), 125A(AL)	1
KA504	1000 V DC, 690 V AC, 4 x 6-35 mm ² , 160A(Cu), 125A(AL)	1
KA504N	1000 V DC, 690 V AC, 4 x 6-35 mm ² , 160A(Cu), 125A(AL)	1
KA504PE	1000 V DC, 690 V AC, 4 x 6-35 mm ² , 160A(Cu), 125A(AL)	1

ADD-ON TERMINAL BLOCK



CODE	DESCRIPTIONS	Pcs
FTG-KNT 1316i	3 x 1,5-10 mm ² Insulated	1
FTG-KNT 1316IU	3 x 1,5-16 mm ² Insulated	1

MONOBLOCK DISTRIBUTION UNITS



CODE	COLOUR	DESCRIPTIONS	VOLTAGE / CURRENT (V/A)	Pcs
FTG-KS741	Gray	2 x 25 mm ² - 14 x 4 mm ²	690V / 76A	10
FTG-KS741N	Blue	2 x 25 mm ² - 14 x 4 mm ²	690V / 76A	10
FTG-KS741PE	Green	2 x 25 mm ² - 14 x 4 mm ²	690V / 76A	10
FTG-KS741NPE	Blue / Green	1 x 16 mm ² - 7 x 4 mm ²	690V / 76A	10
FTG-KS741NN	Blue	1 x 16 mm ² - 7 x 4 mm ²	690V / 76A	10
FTG-KS741RN	Red / Blue	1 x 16 mm ² - 7 x 4 mm ²	690V / 76A	10

1/1 INPUT-OUTPUT MONOBLOCK DISTRIBUTION UNITS



CODE	DESCRIPTIONS	INPUT OUTPUT	CABLE SECTION	CURRENT		Pcs
				CU	AL	
FTG-KVIAC11150G	25 - 150 mm ² Gray	1/1	25 - 150 mm ²	315	250	20
FTG-KVIAC11150B	25 - 150 mm ² Blue	1/1	25 - 150 mm ²	315	250	10
FTG-KVIAC11150YG	25 - 150 mm ² Yellow / Green	1/1	25 - 150 mm ²	315	250	10
FTG-KVIAC11240G	35 - 240 mm ² Gray	1/1	35 - 240 mm ²	400	315	10
FTG-KVIAC11240B	35 - 240 mm ² Yellow / Blue	1/1	35 - 240 mm ²	400	315	3
FTG-KVIAC11240YG	35 - 240 mm ² Yellow / Green	1/1	35 - 240 mm ²	400	315	3

2/2 INPUT-OUTPUT MONOBLOCK DISTRIBUTION UNITS



CODE	DESCRIPTIONS	INPUT OUTPUT	CABLE SECTION	CURRENT		Pcs
				CU	AL	
FTG-KVIAC12035G	2.5 - 35 mm ² Gray	2 / 2	6 - 35 mm ²	2x125	100	30
FTG-KVIAC12035B	2.5 - 35 mm ² Blue	2 / 2	6 - 35 mm ²	2x125	100	15
FTG-KVIAC12035YG	2.5 - 35 mm ² Yellow / Green	2 / 2	6 - 35 mm ²	2x125	100	15
FTG-KVIAC12050G	2.5 - 50 mm ² Gray	2 / 2	2.5 - 50 mm ²	2x160	125	15
FTG-KVIAC12050B	2.5 - 50 mm ² Blue	2 / 2	2.5 - 50 mm ²	2x160	125	15
FTG-KVIAC12050YG	2.5 - 50 mm ² Yellow / Green	2 / 2	2.5 - 50 mm ²	2x160	125	15
FTG-KVIAC12095G	6 - 95 mm ² Gray	2 / 2	6 - 95 mm ²	2x250	200	30
FTG-KVIAC12095B	6 - 95 mm ² Blue	2 / 2	6 - 95 mm ²	2x250	200	15
FTG-KVIAC12095YG	6 - 95 mm ² Yellow / Green	2 / 2	6 - 95 mm ²	2x250	200	15
FTG-KVIAC12150G	2 x 25-150 mm ² Gray	2/2	25 - 150 mm ²	2x315	250	1
FTG-KVIAC12150B	25 - 150 mm ² Blue	2 / 2	25 - 150 mm ²	2x315	250	5
FTG-KVIAC12150YG	25 - 150 mm ² Yellow / Green	2 / 2	25 - 150 mm ²	2x315	250	5

MONOBLOCK DISTRIBUTION UNITS


KVIAC12050YG

CODE	DESCRIPTIONS	INPUT OUTPUT	CABLE SECTION	CURRENT		Pcs
				CU	AL	
FTG-KVIAC12240G	2 Input, 2 Output, 2 x 35 - 240 mm ² Gray	2/2	35 - 240 mm ²	2x400	315	1
FTG-KVIAC12240B	35 - 240 mm ² Blue	2/2	35 - 240 mm ²	2x400	315	3
FTG-KVIAC12240YG	35 - 240 mm ² Yellow / Green	2/2	35 - 240 mm ²	2x400	315	3

MONOBLOCK DISTRIBUTION UNITS


CODE	DESCRIPTIONS	INPUT OUTPUT	CABLE SECTION	CURRENT		Pcs
				CU	AL	
FTG-KVIAC31050G	2.5 - 50 mm ² Gray	3x1 / 3x1	2.5 - 50 mm ²	3x160	125	20

MONOBLOCK DISTRIBUTION UNITS


KVIAC51016G




KVIAC32035G

CODE	DESCRIPTIONS	INPUT OUTPUT	CABLE SECTION	CURRENT		Pcs
				CU	AL	
FTG-KVIAC14016G	2,5 - 16 mm ² Gray	4xFlexibel	2,5 - 16 mm ²	200	160	30
FTG-KVIAC14016B	2,5 - 16 mm ² Blue	4xFlexibel	2,5 - 16 mm ²	200	160	15
FTG-KVIAC14016YG	2,5 - 16 mm ² Yellow / Green	4xFlexibel	2,5 - 16 mm ²	200	160	15
FTG-KVIAC51016G	2,5 - 16 mm ² Gray	5x1 / 5x1	2,5 - 16 mm ²	5x80	63	10
FTG-KVIAC51016B	2,5 - 16 mm ² Blue	5x1 / 5x1	2,5 - 16 mm ²	5x80	63	30
FTG-KVIAC51016YG	2,5 - 35 mm ² Green	5x1 / 5x1	2,5 - 35 mm ²	5x80	63	30
FTG-KVIAC32035G	2,5 - 35 mm ² Gray	3x2 / 3x2	2,5 - 35 mm ²	3x2x160	125	1

FULL INSULATED MONOBLOCK DISTRIBUTION UNITS


CODE	DESCRIPTIONS	Pcs
FTG-38811	125A, Gray Input : 2 x 10 - 35, Output : 2 x 2,5 - 25,6 x 1,5 - 16	10
FTG-38811N	125A, Blue Input : 2 x 10 - 35, Output : 2 x 2,5 - 25,6 x 1,5 - 16	5
FTG-38811PE	125A, Green Input : 2 x 10 - 35, Output : 2 x 2,5 - 25,6 x 1,5 - 16	5
FTG-38811R	125A, Red Input : 2 x 10 - 35, Output : 2 x 2,5 - 25,6 x 1,5 - 16	6
FTG-38812	160A, Gray Input : 2 x 25 - 70, Output : 3 x 2,5 - 25, 8 x 1,5 - 16	3
FTG-38812N	160A, Blue Input : 2 x 25 - 70, Output : 3 x 2,5 - 25, 8 x 1,5 - 16	3
FTG-38812PE	160A, Green Input : 2 x 25 - 70, Output : 3 x 2,5 - 25, 8 x 1,5 - 16	30
FTG-38812R	160A, Red Input : 2 x 25 - 70, Output : 3 x 2,5 - 25, 8 x 1,5 - 16	15

NEUTRAL & EARTH DISTRIBUTION BLOCKS (FULL INSULATED)


CODE	DESCRIPTIONS	CABLE SECTION	Pcs
FTG-870 N/7FS	7 x 16 mm ² Blue	16 mm ²	10
FTG-870 S/7FS	7 x 16 mm ² Green/Yellow	16 mm ²	10
FTG-870 N/15S	15 x 16 mm ² Blue	16 mm ²	10
FTG-870 S/15S	15 x 16 mm ² Green/Yellow	16 mm ²	10

MONOBLOCK DISTRIBUTION UNITS




CODE	DESCRIPTIONS	PCS/BOX
ONK80	80 A Input : 3 x 6 - 16 mm ² Output : 4 x 2,5 - 6 mm ² 3 x 2,5 - 16 mm ²	1




CODE	DESCRIPTIONS	PCS/BOX
ONK125	125 A Input : 1 x 10 - 35 mm ² 1 x 2,5 - 16 mm ² Output : 6 x 2,5 - 16 mm ²	1



CODE	DESCRIPTIONS	PCS/BOX
ONK160	160 A Input : 1 x 10 - 70 mm ² 1 x 2,5 - 16 mm ² Output : 6 x 2,5 - 16 mm ²	1



CODE	DESCRIPTIONS	PCS/BOX
ONK250	250 A Input : 1 x 35 - 120 mm ² Output : 2 x 6 - 35 mm ² 5 x 2,5 - 16 mm ² 4 x 2,5 - 10 mm ²	1



CODE	DESCRIPTIONS	PCS/BOX
ONK400	400 A Input : 1 x 95 - 185 mm ² Output : 2 x 6 - 35 mm ² 5 x 2,5 - 16 mm ² 4 x 2,5 - 10 mm ²	1



CODE	DESCRIPTIONS	PCS/BOX
ONK500	500 A Bar Input : 9,3 x 26,4 mm ² Output : 2 x 6 - 35 mm ² 5 x 2,5 - 16 mm ² 4 x 2,5 - 10 mm ²	1



W AUTOMAT BUSBARS

Technical Features ;

- The conductor is 100% copper
- Isolation section is high impact resistant hard PVC material
- UL94V0 flammability standard
- Insulation support on the connection surface
- Insulation support with detachable side cover
- Production in metered length, gives the possibility to use it according to the number of desired modules

Range of Products;

- 1- Phase W Automat Busbars
- 2- Phase W Automat Busbars
- 3- Phase W Automat Busbars
- 3- Phase + Neutral W Automat Busbars
- Insulated engine protection bars (63 Amperes)
- Monophase W otomate bar, pin type (2 mm)
- (L1+N, L2+N, L3+N) W automat busbars, (80 A)
- Modular power connectors



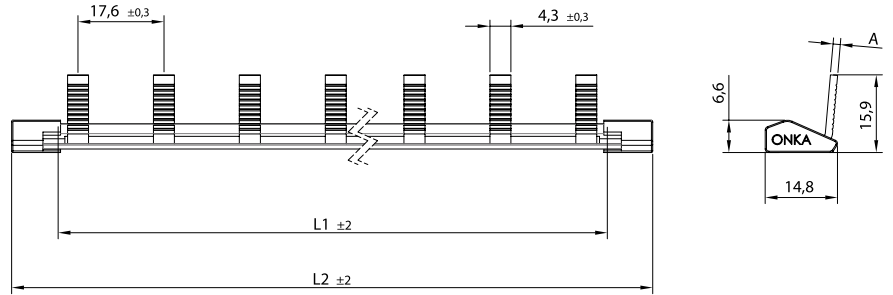
W AUTOMAT BUSBARS

1-PHASE W AUTOMAT BUSBARS




Code: 3000

MATERIAL	
Material	Elecrolytic Copper
Isolation	PVC
Conductivity Coefficient	56ms/m

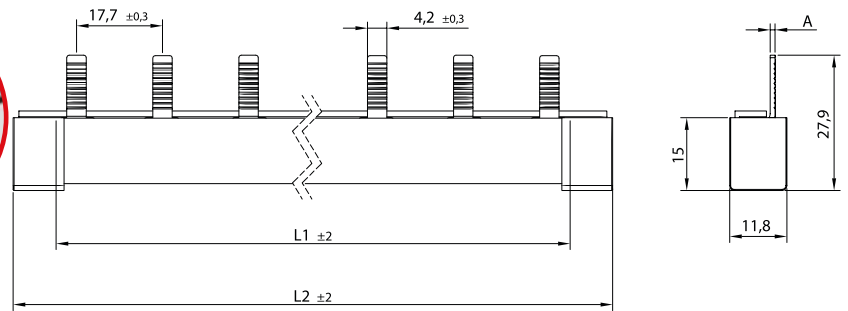


1 mm Cu 80 A CODE	1.5 mm Cu 100 A CODE	2 mm Cu 125 A CODE	MODUL	L1 (mm)	L2 (mm)	PCS BOX
ONKA-3006	ONKA-3001	ONKA-3011	12	199	219	50
ONKA-3007	ONKA-3002	ONKA-3012	18	304	324	50
ONKA-3008	ONKA-3003	ONKA-3013	24	409	429	50
ONKA-3009	ONKA-3004	ONKA-3014	30	514	534	50
ONKA-3010	ONKA-3005	ONKA-3015	56	970	990	50
ONKA-3000	Plastic Covers of Busbars					100



2-PHASE W AUTOMAT BUSBARS



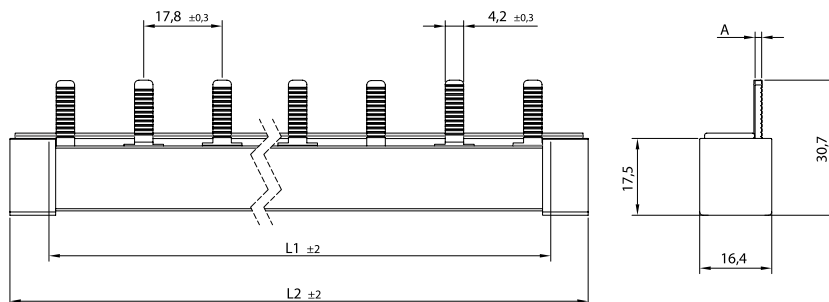
Code: 3026



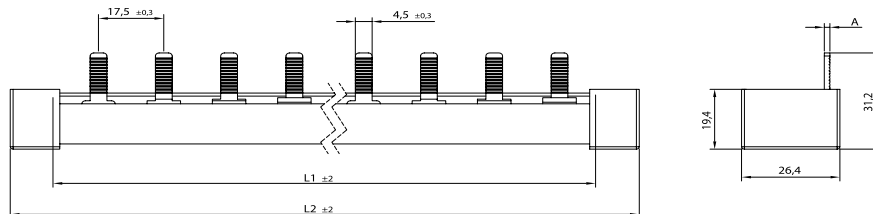

1 mm Cu 80 A CODE	1.5 mm Cu 100 A CODE	MODUL	L1 (mm)	L2 (mm)	PCS BOX
ONKA - 3021	ONKA - 3031	6	199	219	30
ONKA - 3022	ONKA - 3032	9	304	324	30
ONKA - 3023	ONKA - 3033	12	409	429	30
ONKA - 3024	ONKA - 3034	15	514	534	30
ONKA - 3025	ONKA - 3035	28	970	990	30
ONKA - 3026	Plastic Covers of Busbars				100

3-PHASE W AUTOMAT BUSBARS


MATERIAL	
Material	Elecrolitic Copper
Isolation	PVC
Conductivity Coefficient	56ms/m



1 mm Cu 80 A CODE	1.5 mm Cu 100 A CODE	2 mm Cu 125 A CODE	MODUL	L1 (mm)	L2 (mm)	PCS BOX
ONKA-3041	ONKA-3051	ONKA-3066	4	199	219	30
ONKA-3042	ONKA-3052	ONKA-3067	6	304	324	30
ONKA-3043	ONKA-3053	ONKA-3068	8	409	429	30
ONKA-3044	ONKA-3054	ONKA-3069	10	514	534	30
ONKA-3045	ONKA-3055	ONKA-3070	20	1040	1060	25
ONKA-3056	Plastic Covers of Busbars (1,5 - 2 mm)					100
ONKA-5833	1 mm Plastic Covers of Busbars (1 mm)					100

3-PHASE + NOTR W AUTOMAT BUSBARS


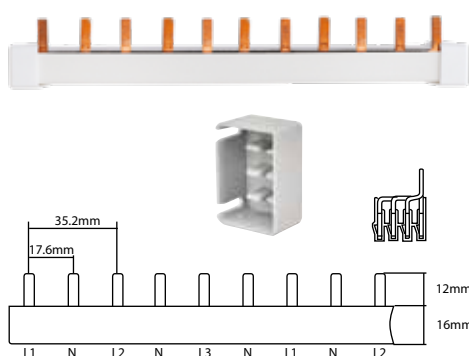
1.5 mm Cu 100 A CODE	MODUL	L1 (mm)	L2 (mm)	PCS/BOX
ONKA-3058	4	286	306	16
ONKA-3059	8	550	570	16
ONKA-3060	14 (1 m)	970	990	16
ONKA-3057	Plastic Covers of Busbars			100

INSULATED ENGINE PROTECTION BARS (63 AMPERES)




CODE	DESCRIPTIONS	BOX PCS
ONKA-MSVG54-14-2	Engine Protection Bar, Double Module, Tread Width 45 + 9 = 54 mm	1
ONKA-MSVG54-14-4	Engine Protection Bar, Quart Module, Tread Width 45 + 9 = 54 mm	1
ONKA-MSVG54-14-5	Engine Protection Bar, Quin Module, Tread Width 45 + 9 = 54 mm	1
ONKA-MSVG45-14-3	Engine Protection Bar, Triple Module, With No Space, Tread Width 45 mm	1
ONKA-MSVG45-14-4	Engine Protection Bar, Quart Module, With No Space, Tread Width 45 mm	1

(L1+N, L2+N, L3+N) W AUTOMAT BUSBARS, (80 A)

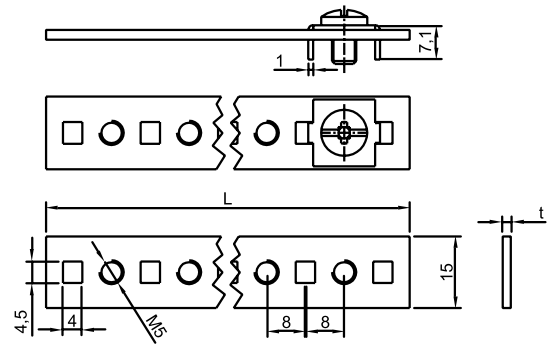


CODE	DESCRIPTIONS	BOX PCS
FTG-4S16L54A0A0N-01	L1 + N, L2 + N, L3 + N ... 13 MODULES 1 mt	1
FTG-A2	Plastic Covers of Busbars	1

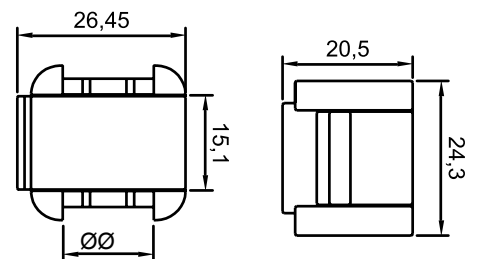
MODULAR POWER CONNECTORS




NEW CODE	OLD CODE	DESCRIPTIONS	BOX PCS
1140013	3061	Modular (Power) Connectors No.1 (2.5 - 10 mm ²)	150
1140014	3065	Modular (Power) Connectors No.2 (16 - 25 mm ²)	100
FTG-802/115 S		No.2 (6 - 25 mm ²)	30
FTG-802/215 S		No.3 (6 - 50 mm ²)	25
FTG-802/114		No.2 (6 - 25 mm ²) Fork Type	25
FTG-MSV GE 1-14		No.2 (6 - 25 mm ²) Fork Type, Triple (L1,L2,L3)	1

NEUTRAL GRAUNDED BUSBAR (SCREW-ON / FLAT COPPER)


NEW CODE	OLD CODE	DESCRIPTIONS		Current (A)	t (mm)	L (mm)	Pcs. Box
		Screws	Dia				
1140001	3075	31	1.5 x 15 mm	100	1,50	1000	25
1140002	3076	62	1.5 x 15 mm	100	1,50	1000	25
1140003	3080	31	2 x 15 mm	125	2	1000	25
1140004	3087	62	2 x 15 mm	125	2	1000	25
1140005	3088	31	3 x 15 mm	150	3	1000	25
1140006	3086	62	3 x 15 mm	150	3	1000	25

NEUTRAL GRAUNDED BUSBAR SUPPORT (SCREW-ON / FLAT COPPER)


NEW CODE	OLD CODE	DESCRIPTIONS	Pcs. Box
1140015	3091	Busbar Support	100



MOUNTING DIN RAILS

Technical Features;

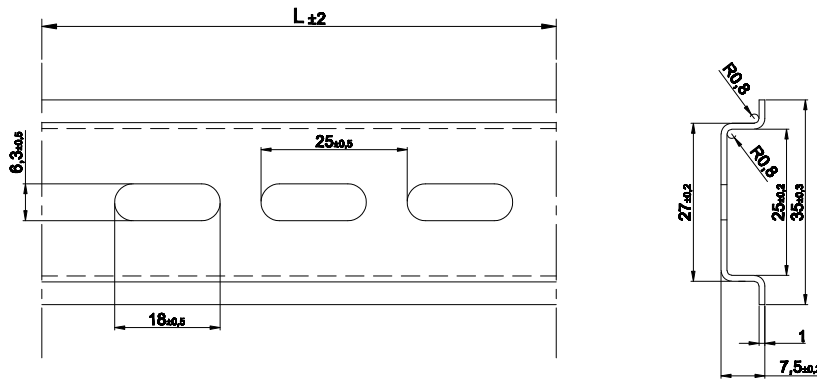
- Made of DKP material
- With dimension of 35 x 15 mm and 15x5,5 mm, are produced in accordance with international standards
- There are two different coating alternatives as CR + 3 and Galvanized.
- Regarding the desired lengths, special production can be made by cutting rails that provides time and cost saving
- 35 x 7,5 mm 35 x 15 mm aluminium rail alternatives are available for carrying order to carry heavy materials

Range of Products;

- 35 x 7,5 & 35 x 15 - Flat & Slotted - Sheet Mounting Din Rails (Galvanized)
- 35 x 7,5 & 35 x 15 - Flat & Slotted - Sheet Mounting Din Rails (CR+3)
- 15 x 5,5 Flat & Slotted - Sheet Mounting Din Rails (Galvanized)
- 35 x 7,5 & 35 x 15 - Flat & Slotted - Aluminium Mounting Din Rails
- MG type flat aluminium Din Rails

MOUNTING DIN RAILS

MOUNTING DIN RAILS



35 x 7,5 FLAT SHEET MOUNTING DIN RAILS (Galvanized)

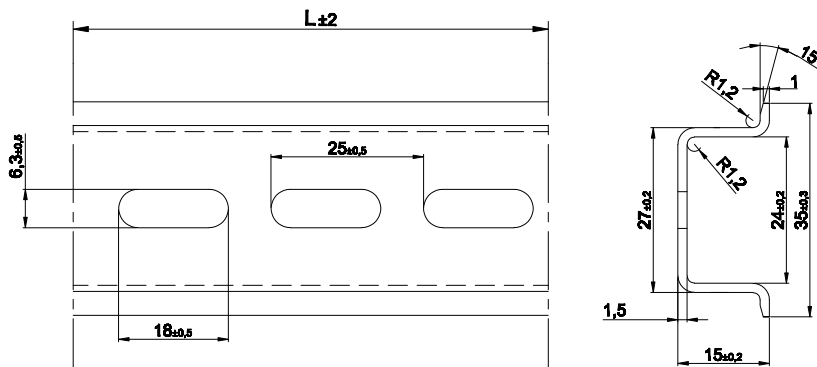


NEW CODE	OLD CODE	TYPE	Pcs.
1100083	4211	30 cm	100
1100084	4212	1 m	50
1100085	4213	2 m	50
1100086	4214	3 m	25

35 x 7,5 SLOTTED SHEET MOUNTING DIN RAILS (Galvanized)



NEW CODE	OLD CODE	TYPE	Pcs.
1100090	4221	30 cm	100
1100091	4222	1 m	50
1100092	4223	2 m	50
1100093	4224	3 m	25



35 x 15 FLAT SHEET MOUNTING DIN RAILS (Galvanized)



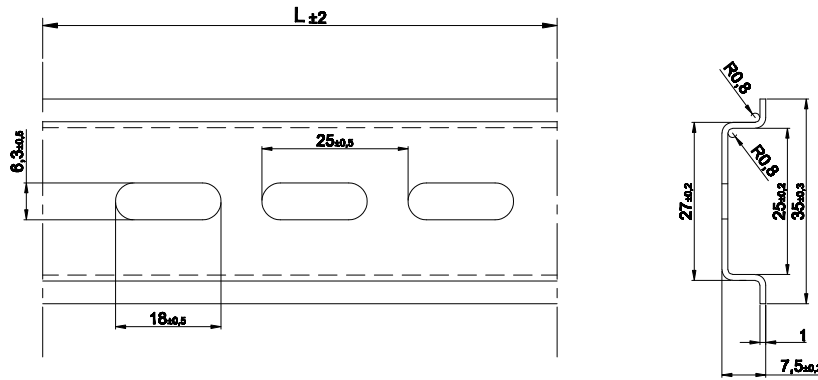
NEW CODE	OLD CODE	TYPE	Pcs.
1100099	4231	30 cm	100
1100100	4232	1 m	25
1100101	4233	2 m	25
1100102	4234	3 m	25

35 x 15 SLOTTED SHEET MOUNTING DIN RAILS (Galvanized)



NEW CODE	OLD CODE	TYPE	Pcs.
1100104	4241	30 cm	100
1100105	4242	1 m	25
1100106	4243	2 m	25
1100107	4244	3 m	25

MOUNTING DIN RAILS




35 x 7,5 FLAT SHEET MOUNTING DIN RAILS (Cr + 3 Plated)

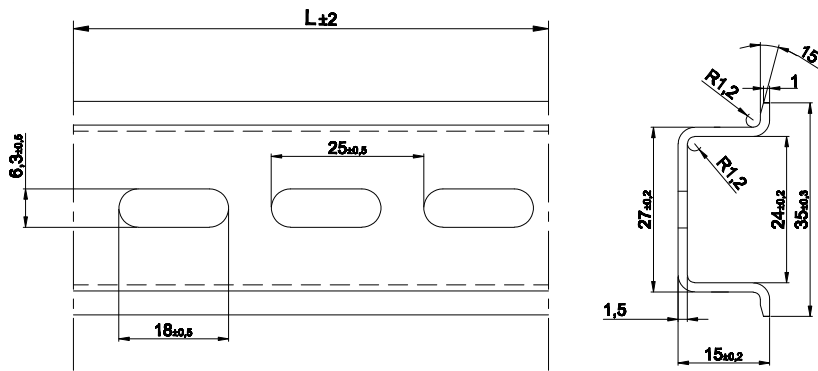


NEW CODE	OLD CODE	TYPE	Pcs.
1100011	4021	30 cm	100
1100012	4022	1 m	50
1100013	4023	2 m	50
1100014	4024	3 m	25

35 x 7,5 SLOTTED SHEET MOUNTING DIN RAILS (Cr + 3 Plated)



NEW CODE	OLD CODE	TYPE	Pcs.
1100016	4031	30 cm	100
1100017	4032	1 m	50
1100018	4033	2 m	50
1100019	4034	3 m	25



35 x 15 FLAT SHEET MOUNTING DIN RAILS (Cr + 3 Plated)

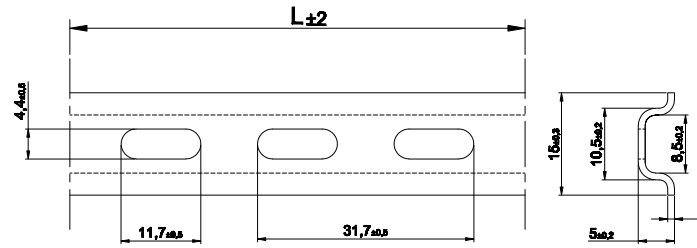


NEW CODE	OLD CODE	TYPE	Pcs.
1100034	4061	30 cm	100
1100035	4062	1 m	25
1100036	4063	2 m	25
1100037	4064	3 m	25

35 x 15 SLOTTED SHEET MOUNTING DIN RAILS (Cr + 3 Plated)




NEW CODE	OLD CODE	TYPE	Pcs.
1100039	4071	30 cm	100
1100040	4072	1 m	25
1100041	4073	2 m	25
1100042	4074	3 m	25

MOUNTING DIN RAILS

15 x 5,5 FLAT SHEET MOUNTING DIN RAILS (Galvanized)

NEW CODE	OLD CODE	TYPE	Pcs.
1100109	4246	30 cm	100
1100110	4247	1 m	100
1100111	4248	2 m	100
1100112	4249	3 m	100


15 x 5,5 SLOTTED SHEET MOUNTING DIN RAILS (Galvanized)


NEW CODE	OLD CODE	TYPE	Pcs.
1100114	4251	30 cm	100
1100115	4252	1 m	100
1100116	4253	2 m	100
1100117	4254	3 m	100


15 x 5,5 FLAT SHEET MOUNTING DIN RAILS (Cr + 3 Plated)

NEW CODE	OLD CODE	TYPE	Pcs.
1100054	4101	30 cm	100
1100055	4102	1 m	100
1100056	4103	2 m	100
1100057	4104	3 m	100

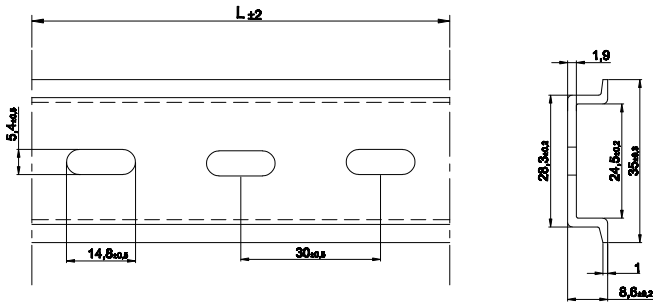

15 x 5,5 SLOTTED SHEET MOUNTING DIN RAILS (Cr + 3 Plated)

NEW CODE	OLD CODE	TYPE	Pcs.
1100059	4111	30 cm	100
1100060	4112	1 m	100
1100061	4113	2 m	100
1100062	4114	3 m	100

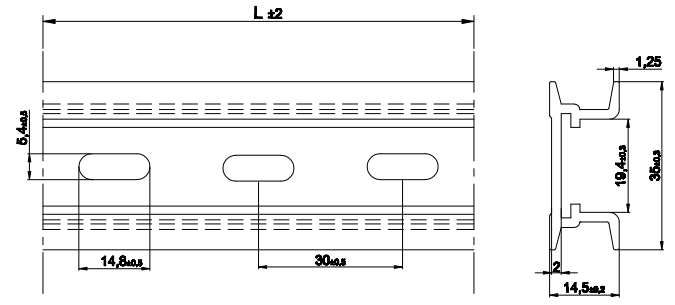

MECHANIC RAIL CUTTING SHEARS


CODE	DESCRIPTION	Pcs.
MRK-1	Cuts 1 kind of rail (35x7,5) and drills Ø5.5 mm into the rail	1
MRK-2	Cuts 2 kind of rail (35x7,5 - 35x15) and drills Ø5.5 mm into the rail	1
MRK-5	Cuts 4 kind of copper busbar 3x30 mm and (5,5x15 - 7,5x35 - 10x35 - 15x35) and drills Ø5.5 mm into the rail	1

MOUNTING DIN RAILS



MG TYPE MOUNTING DIN RAILS



35 x 7,5 FLAT SHEET ALUMINIUM DIN RAILS



NEW CODE	OLD CODE	TYPE	Pcs.
1100065	4121	30 cm	100
1100066	4122	1 m	35
1100067	4123	2 m	25
1100068	4124	3 m	100

MG TYPE FLAT SHEET ALUMINIUM DIN RAILS



NEW CODE	OLD CODE	TYPE	Pcs.
1100075	4141	30 cm	25
1100076	4142	1 m	25
1100077	4143	2 m	25
1100078	4144	3 m	25

35 x 7,5 SLOTTED SHEET ALUMINIUM DIN RAILS



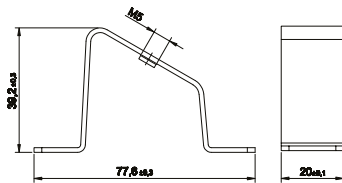
NEW CODE	OLD CODE	TYPE	Pcs.
1100070	4131	30 cm	100
1100071	4132	1 m	35
1100072	4133	2 m	25
1100073	4134	3 m	100

MG TYPE SLOTTED SHEET ALUMINIUM DIN RAILS



NEW CODE	OLD CODE	TYPE	Pcs.
1100079	4146	30 cm	25
1100080	4147	1 m	25
1100081	4148	2 m	25
1100082	4149	3 m	25

SHEET MOUNTING RAIL SUPPORT (CR+3 PLATED)



NEW CODE	OLD CODE	TYPE	Pcs.
1100119	4172	Sheet Mounting Rail Support	100

SHEET MOUNTING RAIL SUPPORT (ALUMINIUM)



CODE	TYPE	Pcs.
ONKA-4161	Sheet Mounting Rail Support (Aluminium)	100

ALUMINIUM LIFT TOOL



CODE	TYPE	Pcs.
BA16050	∅16x50 mm	100
BA16080	∅16x80 mm	100
BA16100	∅16x100 mm	100

METAL RAIL LIFT TOOL



CODE	TYPE	Pcs.
BC16050	∅16x50 mm	100
BC16080	∅16x80 mm	100
BC16100	∅16x100 mm	100



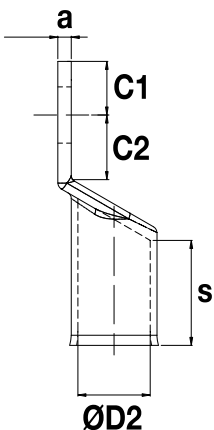
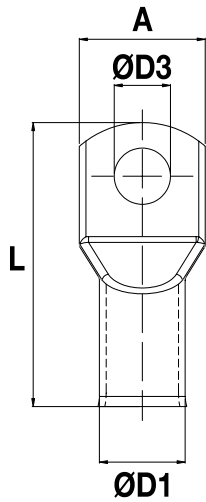
Range of Products;

- Standard copper cable lugs
- Extra standard copper cable lugs
- Fork type copper cable lugs
- Long type copper cable lugs
- DIN norm copper cable lugs
- 45° - 90° Copper cable lugs
- Aluminium cable lugs
- DIN Norm Aluminium cable lugs
- Welded type copper cable lugs
- Standard copper mini butt connectors
- Extra standard copper butt connectors
- DIN norm copper butt connectors 46235 type
- DIN norm aluminium copper butt connectors
- Bimetal (AL-CU) Cable lugs
- Bimetal (AL-CU) Long type cable lugs
- Aluminium copper butt connectors (Pins)
- Aluminium Copper butt connectors
- KJB type bimetal (AL-CU)



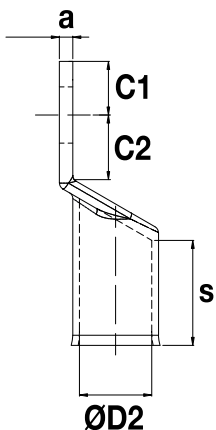
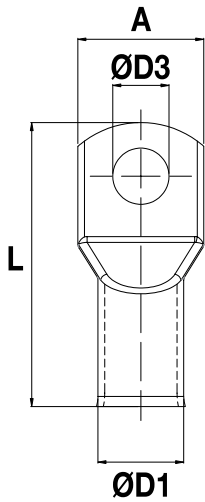
CABLE LUGS BUTT CONNECTORS

STANDARD CABLE LUGS



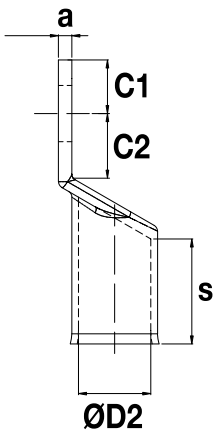
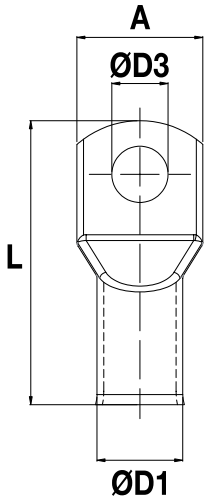
OLD CODE	CABLE CROSS SECTION (mm ²)	NEW CODE	BOLT (Ø)	ØD1 (mm)	ØD2 (mm)	L (mm)	ØD3 (mm)	A (mm)	C1 (mm)	C2 (mm)	a (mm)	s (mm)	Pcs/Box
6250	6	1090348	M5	5,5	4	24	5,5	7,9	6	5	1,5	9	1500
		1090349	M6	5,5	4	24	6,5	7,9	6	5	1,5	9	
6251	10	1090351	M5	6,5	5	24,9	5,3	9,4	5,7	6,3	1,5	9	1250
		1090352	M6	6,5	5	24,9	6,5	9,4	5,7	6,3	1,5	9	
6252	16	1090356	M6	7	5,5	27,7	6,5	10,3	6,4	5,6	1,5	10	750
		1090357	M8	7	5,5	28,3	8,5	12,7	6,4	6,7	1	10	
6253	25	1090360	M6	9	7,5	34	6,5	13,4	7,5	8,5	1,5	11,5	450
		1090361	M8	9	7,5	34	8,4	13,4	7,5	8,5	1,5	11,5	
6254	35	1090365	M6	10,5	8,5	39	6,5	15,6	8,7	9,3	2	14	300
		1090366	M8	10,5	8,5	39	8,5	15,6	8,7	9,3	2	14	
		1090367	M10	10,5	8,5	39	10,5	15,6	8,7	9,3	2	14	
6255	50	1090370	M8	12	10	46,6	8,5	17,8	10,3	11,2	2	17	175
		1090371	M10	12	10	46,6	10,5	17,8	10,3	11,2	2	17	
		1090372	M12	12	10	46,6	13	17,8	10,3	11,2	2	17	
		1090373	M14	12	10	46,6	14,5	17,8	10,3	11,2	2	17	
6256	70	1090376	M8	14	11,5	49,2	8,5	20,4	10,7	10,8	2,5	17	125
		1090377	M10	14	11,5	49,2	10,5	20,4	10,7	10,8	2,5	17	
		1090378	M12	14	11,5	49,2	13	20,4	10,7	10,8	2,5	17	
		1090379	M14	14	11,5	49,2	14,5	20,4	10,7	10,8	2,5	17	
6257	95	1090382	M8	16	13,5	53,5	10,5	23,7	10,3	11,7	2,5	21	75
		1090383	M10	16	13,5	53,5	13	23,7	10,3	11,7	2,5	21	
		1090384	M12	16	13,5	53,5	14,5	23,7	10,3	11,7	2,5	21	
		1090385	M14	16	13,5	53,5	17	23,7	10,3	11,7	2,5	21	
6258	120	1090391	M10	18	15,5	64	10,5	27	13,7	13,3	2,5	24	50
		1090392	M12	18	15,5	64	13	27	13,7	13,3	2,5	24	
		1090394	M16	18	15,5	64	17	27	13,7	13,3	2,5	24	
6259	150	1090399	M10	20	16,5	71,2	10,5	29,4	17,4	16,6	3,5	24	40
		1090400	M12	20	16,5	71,2	13	29,4	17,4	16,6	3,5	24	
		1090401	M14	20	16,5	71,2	14,5	29,4	17,4	16,6	3,5	24	
		1090402	M16	20	16,5	71,2	17	29,4	17,4	16,6	3,5	24	
6260	185	1090407	M10	22	18,5	77	10,5	32,4	17,4	17,6	3,5	27	30
		1090408	M12	22	18,5	77	13	32,4	17,4	17,6	3,5	27	
		1090409	M14	22	18,5	77	14,5	32,4	17,4	17,6	3,5	27	
		1090410	M16	22	18,5	77	17	32,4	17,4	17,6	3,5	27	
		1090412	M20	22	18,5	77	20,5	32,4	17,4	17,6	3,5	27	
6261	240	1090416	M10	25,5	21,5	83,5	10,5	37,6	17,4	17,6	4	32	25
		1090417	M12	25,5	21,5	83,5	13	37,6	17,4	17,6	4	32	
		1090418	M14	25,5	21,5	83,5	14,5	37,6	17,4	17,6	4	32	
		1090419	M16	25,5	21,5	83,5	17	37,6	17,4	17,6	4	32	
		1090421	M20	25,5	21,5	83,5	20,5	37,6	17,4	17,6	4	32	

LONG TYPE COPPER CABLE LUGS

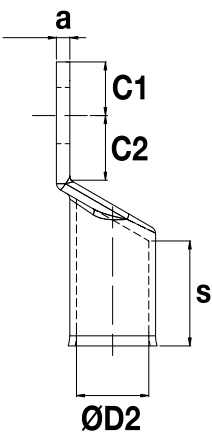
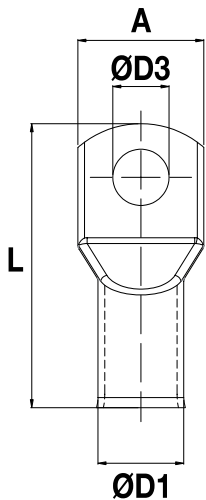


OLD CODE	CABLE CROSS SECTION (mm ²)	NEW CODE	BOLT (Ø)	ØD1 (mm)	ØD2 (mm)	L (mm)	ØD3 (mm)	A (mm)	C1 (mm)	C2 (mm)	a (mm)	s (mm)	Pcs/Box
6401	6	1090002	M5	5,5	4	25,7	5,5	7,9	6	5	1,5	11	1500
		1090003	M6	5,5	4	25,7	6,5	7,9	6	5	1,5	11	
6402	10	1090005	M5	6,5	5	27,3	5,5	11,2	5,6	6,4	1,5	11	1000
		1090006	M6	6,5	5	27,3	6,5	11,2	5,6	6,4	1,5	11	
6403	16	1090435	M6	7	5,5	29,7	6,5	10,3	5,6	6,4	1,5	14	600
		1090436	M8	7	5,5	31	8,5	12,7	5,6	6,9	1,1	14	
6404	25	1090439	M6	9	7,5	40	6,5	13,4	7,3	8,3	1,5	16	300
		1090440	M8	9	7,5	40	8,5	13,4	7,3	8,3	1,5	16	
		1090444	M6	10,5	8,5	43,3	6,5	15,6	8,6	9,4	2	19	
6405	35	1090445	M8	10,5	8,5	43,3	8,5	15,6	8,6	9,4	2	19	250
		1090446	M10	10,5	8,5	43,3	10,5	15,6	8,6	9,4	2	19	
6406	50	1090449	M8	12	10	51,2	8,5	17,8	10,5	11	2	22	150
		1090450	M10	12	10	51,2	10,5	17,8	10,5	11	2	22	
		1090451	M12	12	10	51,2	13	17,8	10,5	11	2	22	
		1090452	M14	12	10	51,2	14,5	17,8	10,5	11	2	22	
6407	70	1090455	M8	14	11,5	55	8,5	20,4	10,5	11	2,9	24	100
		1090456	M10	14	11,5	55	10,5	20,4	10,5	11	2,9	24	
		1090457	M12	14	11,5	55	13	20,4	10,5	11	2,9	24	
		1090458	M14	14	11,5	55	14,5	20,4	10,5	11	2,9	24	
6408	95	1090461	M8	16	13,5	59,6	8,5	23,7	10,5	11,5	2,6	27	75
		1090462	M10	16	13,5	59,6	10,5	23,7	10,5	11,5	2,6	27	
		1090463	M12	16	13,5	59,6	13	23,7	10,5	11,5	2,6	27	
		1090464	M14	16	13,5	59,6	14,5	23,7	10,5	11,5	2,6	27	
6409	120	1090470	M10	18	15,5	70,6	10,5	27	13,6	13,4	2,6	32	50
		1090471	M12	18	15,5	70,6	13	27	13,6	13,4	2,6	32	
		1090472	M14	18	15,5	70,6	14,5	27	13,6	13,4	2,6	32	
		1090473	M16	18	15,5	70,6	17	27	13,6	13,4	2,6	32	
6410	150	1090478	M10	20	16,5	77,6	10,5	29,4	17,6	16,4	3,4	30	40
		1090479	M12	20	16,5	77,6	13	29,4	17,6	16,4	3,4	30	
		1090480	M14	20	16,5	77,6	14,5	29,4	17,6	16,4	3,4	30	
		1090481	M16	20	16,5	77,6	17	29,4	17,6	16,4	3,4	30	
6411	185	1090486	M10	22	18,5	85	10,5	32,4	17,6	17,4	3,5	35	30
		1090487	M12	22	18,5	85	13	32,4	17,6	17,4	3,5	35	
		1090488	M14	22	18,5	85	14,5	32,4	17,6	17,4	3,5	35	
		1090489	M16	22	18,5	85	17	32,4	17,6	17,4	3,5	35	
6412	240	1090491	M20	22	18,5	85	20,5	32,4	17,6	17,4	3,5	35	25
		1090495	M10	25,5	21,5	90	10,5	37,6	17,6	17,4	4	40	
		1090496	M12	25,5	21,5	90	13	37,6	17,6	17,4	4	40	
		1090497	M14	25,5	21,5	90	14,5	37,6	17,6	17,4	4	40	
6412	240	1090498	M16	25,5	21,5	90	17	37,6	17,6	17,4	4	40	25
		1090500	M20	25,5	21,5	90	20,5	37,6	17,6	17,4	4	40	

EXTRA LONG TYPE COPPER CABLE LUGS

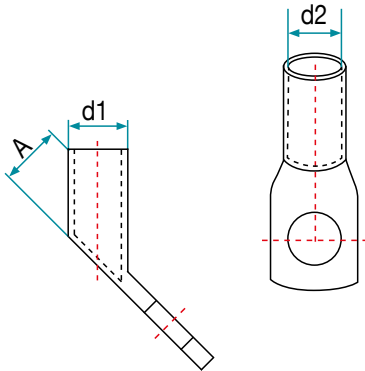


OLD CODE	CABLE CROSS SECTION (mm ²)	NEW CODE	BOLT (Ø)	ØD1 (mm)	ØD2 (mm)	L (mm)	ØD3 (mm)	A (mm)	C1 (mm)	C2 (mm)	a (mm)	s (mm)	Pcs/Box
6025	6	1090002	M5	5,5	4	25,7	5,5	7,9	6	5	1,5	11	1500
		1090003	M6	5,5	4	25,7	6,5	7,9	6	5	1,5	11	
6026	10	1090005	M5	6,5	5	27,3	5,5	9,5	5,6	6,4	1,5	11	1000
		1090006	M6	6,5	5	27,3	6,5	9,5	5,6	6,4	1	11	
6027	16	1090010	M6	7,8	5,8	29,7	6,5	11,2	5,6	6,4	2	13	600
		1090011	M8	7,8	5,8	33,5	8,5	14	7,8	6,8	1,5	13	
6028	25	1090014	M6	9,5	7,2	40	6,5	13,5	7,3	8,3	2,3	17	300
		1090015	M8	9,5	7,2	40	8,5	13,5	7,3	8,3	2,3	17	
6029	35	1090019	M6	10,8	8,5	43,3	6,5	15,7	8,6	9,4	2,3	18	250
		1090020	M8	10,8	8,5	43,3	8,5	15,7	8,6	9,4	2,3	18	
		1090021	M10	10,8	8,5	43,3	10,5	15,7	8,6	9,4	2,3	18	
6030	50	1090024	M8	13	10	51,2	8,5	18,7	10,5	11	3	22	150
		1090025	M10	13	10	51,2	10,5	18,7	10,5	11	3	22	
		1090026	M12	13	10	51,2	13	18,7	10,5	11	3	22	
		1090027	M14	13	10	51,2	14,5	18,7	10,5	11	3	22	
6031	70	1090030	M8	14,7	11,5	55	8,5	21,2	10,5	11	3,2	23	100
		1090031	M10	14,7	11,5	55	10,5	21,2	10,5	11	3,2	23	
		1090032	M12	14,7	11,5	55	13	21,2	10,5	11	3,2	23	
6032	95	1090033	M14	14,7	11,5	55	14,5	21,2	10,5	11	3,2	23	75
		1090036	M8	16,7	13,5	59,6	8,5	24,5	10,5	11,5	3,2	25	
		1090037	M10	16,7	13,5	59,6	10,5	24,5	10,5	11,5	3,2	25	
		1090038	M12	16,7	13,5	59,6	13	24,5	10,5	11,5	3,2	25	
6033	120	1090039	M14	16,7	13,5	59,6	14,5	24,5	10,5	11,5	3,2	25	50
		1090045	M10	19	15,6	70,6	10,5	28	13,6	13,4	3,4	32	
		1090046	M12	19	15,6	70,6	13	28	13,6	13,4	3,4	32	
6034	150	1090047	M14	19	15,6	70,6	14,5	28	13,6	13,4	3,4	32	40
		1090048	M16	19	15,6	70,6	17	28	13,6	13,4	3,4	32	
		1090053	M10	21	17	77,6	10,5	30,6	17,6	16,4	4	32	
6035	185	1090054	M12	21	17	77,6	13	30,6	17,6	16,4	4	32	30
		1090055	M14	21	17	77,6	14,5	30,6	17,6	16,4	4	32	
		1090056	M16	21	17	77,6	17	30,6	17,6	16,4	4	32	
		1090061	M10	23	19	85	10,5	34	17,6	17,4	4	35	
6036	240	1090062	M12	23	19	85	13	34	17,6	17,4	4	35	25
		1090063	M14	23	19	85	14,5	34	17,6	17,4	4	35	
		1090064	M16	23	19	85	17	34	17,6	17,4	4	35	
		1090066	M20	23	19	85	20,5	34	17,6	17,4	4	35	
6037	300	1090070	M10	26	21	90	10,5	37,8	17,6	17,4	5	35	10
		1090071	M12	26	21	90	13	37,8	17,6	17,4	5	35	
		1090072	M14	26	21	90	14,5	37,8	17,6	17,4	5	35	
		1090073	M16	26	21	90	17	37,8	17,6	17,4	5	35	
6038	400	1090075	M20	26	21	90	20,5	37,8	17,6	17,4	5	35	10
		1090078	M14	29	23,5	103	14,5	42	21,2	14,8	5,1	35	
		1090079	M16	29	23,5	103	17	42	21,2	14,8	5,1	35	
6038	400	1090081	M20	29	23,5	103	20,5	42	21,2	14,8	5,1	35	10
		1090084	M14	32,8	27	125	14,5	47,5	24	16	5,8	36	
		1090085	M16	32,8	27	125	17	47,5	24	16	5,8	36	
		1090087	M20	32,8	27	125	20,5	47,5	24	16	5,8	36	

DIN NORM COPPER CABLE LUGS


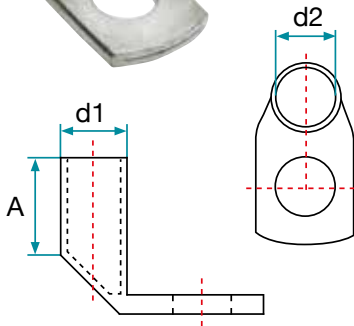
OLD CODE	CABLE CROSS SECTION (mm ²)	NEW CODE	BOLT (Ø)	ØD1 (mm)	ØD2 (mm)	L (mm)	ØD3 (mm)	A (mm)	C1 (mm)	C2 (mm)	a (mm)	s (mm)	Pcs/Box
6052	10	1090104	M5	6,5	5	34	5,5	9,5	7	8,5	1,5	13	800
6053		1090105	M6	6,5	5	34	6,5	9,5	7	8,5	1,5	13	
6054	16	1090109	M6	8,5	5,5	46	6,5	13	10	8	2	21	300
6055		1090110	M8	8,5	5,5	46	8,5	13	10	10	2	21	
6056	25	1090111	M10	8,5	5,5	46	10,5	13	10	12	2	21	250
6057		1090114	M6	10	7	48	6,5	16	10	8	3	21	
6058		1090115	M8	10	7	48	8,5	16	10	10	3	21	
6059		1090116	M10	10	7	48	10,5	16	10	12	3	21	
6106	35	1090117	M12	10	7	48	13	16	10	13	3	21	150
6061		1090121	M8	12,5	8,2	54	8,5	19	12	10	4,3	22	
6062		1090122	M10	12,5	8,2	54	10,5	19	12	12	4,3	22	
6063	50	1090123	M12	12,5	8,2	54	13	19	12	13	4,3	22	75
6064		1090126	M8	14,5	10	64	8,5	21,5	12	10	4,5	31	
6065		1090127	M10	14,5	10	64	10,5	21,5	12	12	4,5	31	
6066		1090128	M12	14,5	10	64	13	21,5	12	13	4,5	31	
6067	70	1090130	M16	14,5	10	64	17	21,5	12	16	4,5	31	75
6068		1090133	M8	16,5	11,5	68	8,5	23,8	13	10	5	32	
6069		1090134	M10	16,5	11,5	68	10,5	23,8	13	12	5	32	
6070		1090135	M12	16,5	11,5	68	13	23,8	13	13	5	32	
6072	95	1090137	M16	16,5	11,5	68	17	23,8	13	16	5	32	40
6074		1090141	M10	19	13,5	78,5	10,5	27	14	12	5,5	40	
6075		1090142	M12	19	13,5	78,5	13	27	14	14	5,5	40	
6077	120	1090144	M16	19	13,5	78,5	17	27	14	16	5,5	40	40
6078		1090149	M10	21	15,5	86	10,5	30	16,5	16	5,5	40	
6079		1090150	M12	21	15,5	86	13	30	16,5	16,5	5,5	40	
6081		1090152	M16	21	15,5	86	17	30	16,5	20	5,5	40	
6082	150	1090154	M20	21	15,5	86	20,5	30	16,5	22	5,5	40	25
6083		1090158	M10	23,5	17	94	10,5	34	16	16	6,5	40	
6084		1090159	M12	23,5	17	94	13	34	16	17	6,5	40	
6086		1090161	M16	23,5	17	94	17	34	16	20	6,5	40	
6087	185	1090163	M20	23,5	17	94	20,5	34	16	22	6,5	40	20
6088		1090167	M10	25,5	19	98	10,5	37	16	16	6,5	40	
6089		1090168	M12	25,5	19	98	13	37	16	17	6,5	40	
6091		1090170	M16	25,5	19	98	17	37	16	20	6,5	40	
6092	240	1090172	M20	25,5	19	98	20,5	37	16	22	6,5	40	15
6094		1090177	M12	29	21,5	108	13	42	16	17	7,5	55	
6096		1090179	M16	29	21,5	108	17	42	16	20	7,5	55	
6097	300	1090181	M20	29	21,5	108	20,5	42	16	22	7,5	55	10
6098		1090184	M14	32	24,5	119	14,5	48	19	22	7,5	55	
6099		1090185	M16	32	24,5	119	17	48	19	22	7,5	55	
6100	400	1090187	M20	32	24,5	119	20,5	48	19	22	7,5	55	10
6101		1090192	M14	38,5	27,5	140	14,5	55	19	22	11	60	
6102		1090193	M16	38,5	27,5	140	17	55	19	22	11	60	
6103	500	1090195	M20	38,5	27,5	140	20,5	55	19	22	11	60	1
6104		1090203	M20	-	-	-	20,5	-	-	-	-	-	
6105	625	1090211	M20	-	-	-	20,5	-	-	-	-	-	1

45° COPPER CABLE LUGS



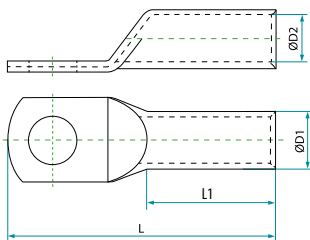
CODE	METRIC (Ø)	CABLE SECTION (mm ²)	INT. DIA (d1) (mm)	EXT. DIA (d2) (mm)	CABLE L. (A)	Pcs/Box
ONKA-6304	M 5	6	4.00	5.50	9.50	800
ONKA-6305	M 5/6	10	4.50	6.00	11.50	500
ONKA-6306	M 6/8/10	16	5.50	7.50	12.50	300
ONKA-6307	M 8/10	25	7.00	9.50	15.50	200
ONKA-6308	M 8/10	35	8.50	11.00	17.00	125
ONKA-6309	M 10/12	50	10.00	13.00	18.50	80
ONKA-6310	M 10/12	70	11.50	14.50	22.00	60
ONKA-6311	M 10/12/14	95	13.50	16.50	24.00	40
ONKA-6312	M 10/12/14	120	14.50	18.00	27.00	30
ONKA-6313	M 10/12/16	150	16.50	21.00	29.00	25
ONKA-6314	M 10/12/16	185	18.50	23.00	32.00	20
ONKA-6315	M 10/12/16	240	21.00	26.00	37.00	15
ONKA-6316	M 12/16	300	23.50	28.50	39.00	8

90° COPPER CABLE LUGS

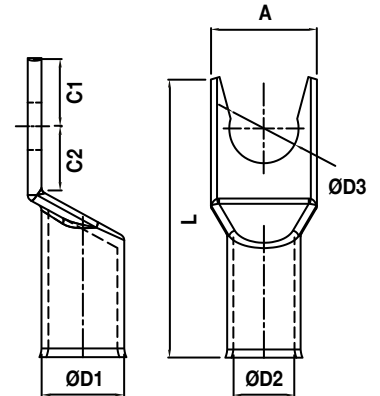


CODE	METRIC (Ø)	CABLE SECTION (mm ²)	INT. DIA (d1) (mm)	EXT. DIA (d2) (mm)	CABLE L. (A)	Pcs/Box
ONKA-6319	M 5	6	4.00	5.50	9.50	800
ONKA-6320	M 5/6	10	4.50	6.00	11.50	500
ONKA-6321	M 6/8/10	16	5.50	7.50	12.50	300
ONKA-6322	M 8/10	25	7.00	9.50	15.50	200
ONKA-6323	M 8/10	35	8.50	11.00	17.00	150
ONKA-6324	M 10/12	50	10.00	13.00	18.50	80
ONKA-6325	M 10/12	70	11.50	14.50	22.00	60
ONKA-6326	M 10/12/14	95	13.50	16.50	24.00	50
ONKA-6327	M 10/12/14	120	14.50	18.00	27.00	30
ONKA-6328	M 10/12/16	150	16.50	21.00	29.00	25
ONKA-6329	M 10/12/16	185	18.50	23.00	32.00	20
ONKA-6330	M 10/12/16	240	21.00	26.00	37.00	15
ONKA-6331	M 12/16	300	23.50	28.50	39.00	8

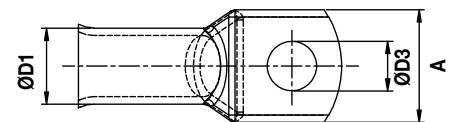
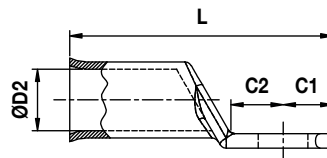
ALUMINIUM CABLE LUGS



CODE	METRIC (Ø)	SECTION	INT. DIA (d1) mm	EXT. DIA (d2) mm	CABLE L. (A)	LENGHT	PCS/BOX
ONKA-6290	M5	16	5.50	10.00	32.00	70.00	120
ONKA-6291	M5	25	7.00	12.00	34.00	75.00	90
ONKA-6292	M6	35	8.00	14.00	40.00	85.00	60
ONKA-6293	M8	50	10.00	16.00	42.00	90.00	50
ONKA-6294	M8	70	11.50	18.00	47.00	100.00	35
ONKA-6295	M10	95	13.50	21.00	50.00	112.00	30
ONKA-6296	M10	120	15.00	23.00	53.00	120.00	25
ONKA-6297	M12	150	16.50	25.00	55.00	128.00	15
ONKA-6298	M12	185	18.50	27.00	58.00	133.00	10
ONKA-6299	M12	240	21.00	30.00	60.00	140.00	8
ONKA-6300	M12	300	23.50	34.00	65.00	165.00	8

FORK TYPE COPPER CABLE LUGS


OLD CODE	CABLE CROSS SECTION (mm ²)	NEW CODE	BOLT (Ø)	ØD1 (mm)	ØD2 (mm)	L (mm)	ØD3 (mm)	A (mm)	C1 (mm)	C2 (mm)	Pcs/Box
6210	10	1090331	M5	6,5	5	25	5,5	9,5	5,5	6,5	1250
6211	16	1090332	M6	7	5,5	27,5	6,5	10,5	5,5	6,5	750
6212	25	1090333	M8	9	7,5	34	8,5	13	7	9	450
6213	35	1090334	M8	10,5	8,5	39	8,5	15,5	8,5	9,5	300
6214	50	1090335	M8	12	10	47	8,5	18	10	11,5	175

DIN NORM ALUMINIUM CABLE LUGS



OLD CODE	CABLE CROSS SECTION (mm ²)	NEW CODE	BOLT (Ø)	ØD1 (mm)	ØD2 (mm)	L (mm)	ØD3 (mm)	A (mm)	C1 (mm)	C2 (mm)	Pcs/Box
6122	10	1090215	M5	8	5	50	5,5	9	7	8,5	300
6123	16	1090221	M8	10	6	53	8,4	13,7	10	10	200
6124	25	1090225	M8	12	7	62	8,4	16	10	10	100
6125	35	1090231	M10	14	8,2	70	10,5	19	12	12	75
6126	50	1090235	M10	16	10	80	10,5	22	12	12	70
6127	70	1090241	M10	18	12	90	10,5	24	12	12	40
6128	95	1090249	M12	22	13,4	95	13	28	13	13	25
6129	120	1090257	M12	23	15	110	13	32	16	17	20
6130	150	1090266	M12	26	16,5	114	13	34	16	17	15
6131	185	1090272	M12	28	18,5	125	13	37	16	17	10
6132	240	1090280	M12	32	20	140	13	42	16	17	8

WELDED TYPE COPPER CABLE LUGS


DIN 46234 Standard Copper (Nickel Plated)

CODE	CROSS SECTION	METRIC DIMENSION (d2)	d ₁	l ₁	b	l ₂	d ₂	PCS/BOX
ONKA-102000	0.5 - 1 mm ²	M2.5	1.6	10.8	6.0	4.8	2.2	1000
ONKA-102002	0.5 - 1 mm ²	M3	1.6	10.8	6.0	4.8	3.2	1000
ONKA-102004	0.5 - 1 mm ²	M3.5	1.6	10.8	6.0	4.8	3.7	1000
ONKA-102006	0.5 - 1 mm ²	M4	1.6	11.8	8.0	4.8	4.3	1000
ONKA-102008	0.5 - 1 mm ²	M5	1.6	12.8	10.0	4.8	5.3	1000
ONKA-102010	0.5 - 1 mm ²	M6	1.6	14.8	11.0	4.8	6.5	1000
ONKA-102011	0.5 - 1 mm ²	M8	1.6	17.0	14.0	4.8	8.4	1000
ONKA-102012	1.5 - 2.5 mm ²	M3	2.3	10.8	6.0	4.8	3.2	1000
ONKA-102014	1.5 - 2.5 mm ²	M3.5	2.3	10.8	6.0	4.8	3.7	1000
ONKA-102016	1.5 - 2.5 mm ²	M4	2.3	11.8	8.0	4.8	4.3	1000
ONKA-102018	1.5 - 2.5 mm ²	M5	2.3	13.8	10.0	4.8	5.3	1000
ONKA-102020	1.5 - 2.5 mm ²	M6	2.3	15.8	11.0	4.8	6.5	1000
ONKA-102022	1.5 - 2.5 mm ²	M8	2.3	16.8	14.0	4.8	8.4	1000
ONKA-102023	1.5 - 2.5 mm ²	M10	2.3	17.0	15.0	4.8	10.5	1000
ONKA-102024	4 - 6 mm ²	M4	3.6	14.0	8.0	6.0	4.3	100
ONKA-102026	4 - 6 mm ²	M5	3.6	15.0	10.0	6.0	5.3	100
ONKA-102028	4 - 6 mm ²	M6	3.6	16.0	11.0	6.0	6.5	100
ONKA-102030	4 - 6 mm ²	M8	3.6	19.0	14.0	6.0	8.4	100
ONKA-102032	4 - 6 mm ²	M10	3.6	21.0	18.0	6.0	10.5	100
ONKA-102033	4 - 6 mm ²	M12	3.6	21.0	18.0	6.0	13.0	100
ONKA-102034	10 mm ²	M4	4.5	16.0	10.0	8.0	4.3	100
ONKA-102036	10 mm ²	M5	4.5	16.0	10.0	8.0	5.3	100
ONKA-102038	10 mm ²	M6	4.5	17.0	11.0	8.0	6.5	100
ONKA-102040	10 mm ²	M8	4.5	20.0	14.0	8.0	8.4	100
ONKA-102042	10 mm ²	M10	4.5	21.0	18.0	8.0	10.5	100
ONKA-102044	10 mm ²	M12	4.5	23.0	22.0	8.0	13.0	100
ONKA-102046	16 mm ²	M5	5.8	20.0	11.0	10.0	5.3	100
ONKA-102048	16 mm ²	M6	5.8	20.0	11.0	10.0	6.5	100
ONKA-102050	16 mm ²	M8	5.8	22.0	14.0	10.0	8.4	100
ONKA-102052	16 mm ²	M10	5.8	24.0	18.0	10.0	10.5	100
ONKA-102054	16 mm ²	M12	5.8	26.0	22.0	10.0	13.0	100
ONKA-102056	25 mm ²	M5	7.5	25.0	12.0	11.0	5.3	100
ONKA-102058	25 mm ²	M6	7.5	25.0	12.0	11.0	6.5	100
ONKA-102060	25 mm ²	M8	7.5	25.0	16.0	11.0	8.4	100
ONKA-102062	25 mm ²	M10	7.5	26.0	18.0	11.0	10.5	100
ONKA-102064	25 mm ²	M12	7.5	31.0	22.0	11.0	13.0	100
ONKA-102066	25 mm ²	M14	7.5	31.0	22.0	11.0	15.0	100
ONKA-102068	25 mm ²	M16	7.5	35.0	28.0	11.0	17.0	100
ONKA-102070	35 mm ²	M6	9.0	26.0	15.0	12.0	6.5	100
ONKA-102072	35 mm ²	M8	9.0	26.0	16.0	12.0	8.4	100
ONKA-102074	35 mm ²	M10	9.0	27.0	18.0	12.0	10.5	100
ONKA-102076	35 mm ²	M12	9.0	31.0	22.0	12.0	13.0	100
ONKA-102078	35 mm ²	M14	9.0	31.0	22.0	12.0	15.0	100
ONKA-102080	35 mm ²	M16	9.0	35.0	28.0	12.0	17.0	100
ONKA-102082	50 mm ²	M6	11.0	34.0	18.0	16.0	6.5	100
ONKA-102084	50 mm ²	M8	11.0	34.0	18.0	16.0	8.4	100
ONKA-102086	50 mm ²	M10	11.0	34.0	18.0	16.0	10.5	100
ONKA-102088	50 mm ²	M12	11.0	36.0	22.0	16.0	13.0	100
ONKA-102090	50 mm ²	M14	11.0	36.0	22.0	16.0	15.0	100
ONKA-102092	50 mm ²	M16	11.0	40.0	22.0	16.0	17.0	100
ONKA-102093	70 mm ²	M6	15.0	38.0	22.0	18.0	6.5	100
ONKA-102094	70 mm ²	M8	15.0	38.0	22.0	18.0	8.4	100
ONKA-102096	70 mm ²	M10	15.0	38.0	22.0	18.0	10.5	100
ONKA-102098	70 mm ²	M12	15.0	38.0	22.0	18.0	13.0	100
ONKA-102100	70 mm ²	M14	15.0	38.0	22.0	18.0	15.0	100
ONKA-102102	70 mm ²	M16	15.0	42.0	28.0	18.0	17.0	100
ONKA-102103	95 mm ²	M8	15.0	42.0	24.0	20.0	8.4	100
ONKA-102104	95 mm ²	M10	15.0	42.0	24.0	20.0	10.5	100
ONKA-102106	95 mm ²	M12	15.0	42.0	24.0	20.0	13.0	100
ONKA-102108	95 mm ²	M14	15.0	42.0	24.0	20.0	15.0	100
ONKA-102110	95 mm ²	M16	15.0	44.0	28.0	20.0	17.0	100
ONKA-102112	120 mm ²	M8	16.5	44.0	24.0	22.0	8.4	50
ONKA-102114	120 mm ²	M10	16.5	44.0	24.0	22.0	10.5	50
ONKA-102116	120 mm ²	M12	16.5	44.0	24.0	22.0	13.0	50
ONKA-102118	120 mm ²	M14	16.5	44.0	24.0	22.0	15.0	50
ONKA-102120	120 mm ²	M16	16.5	48.0	28.0	22.0	17.0	50
ONKA-102123	150 mm ²	M10	19.0	50.0	30.0	24.0	10.5	50
ONKA-102124	150 mm ²	M12	19.0	50.0	30.0	24.0	13.0	50
ONKA-102126	150 mm ²	M14	19.0	50.0	30.0	24.0	15.0	50
ONKA-102127	150 mm ²	M16	19.0	50.0	30.0	24.0	17.0	50
ONKA-102128	185 mm ²	M10	21.0	50.0	36.0	28.0	10.5	50
ONKA-102129	185 mm ²	M12	21.0	50.0	36.0	28.0	13.0	50
ONKA-102130	185 mm ²	M14	21.0	50.0	36.0	28.0	15.0	50
ONKA-102132	185 mm ²	M16	21.0	50.0	36.0	28.0	17.0	50
ONKA-102133	240 mm ²	M10	23.5	56.0	38.0	32.0	10.5	50
ONKA-102134	240 mm ²	M12	23.5	56.0	38.0	32.0	13.0	50
ONKA-102136	240 mm ²	M14	23.5	56.0	38.0	32.0	15.0	50
ONKA-102138	240 mm ²	M16	23.5	56.0	38.0	32.0	17.0	50

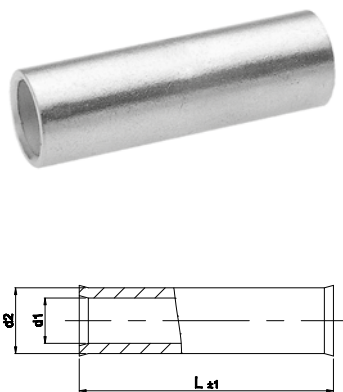


STANDARD COPPER BUTT CONNECTORS


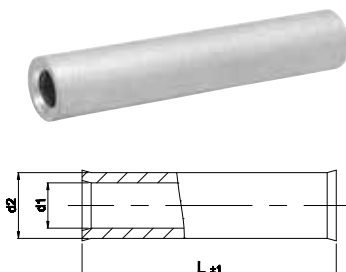
NEW CODE	OLD CODE	REF. NR.	CABLE CROSS SECTION	ØD1	ØD2	L	PCS/BOX
1090288	6141	SEM-10	10 mm ²	6,5	5	25,5	750
1090289	6142	SEM-16	16 mm ²	7	5,5	28	500
1090290	6143	SEM-25	25 mm ²	9	7,5	34,5	300
1090291	6144	SEM-35	35 mm ²	10,5	8,5	39,5	300
1090292	6145	SEM-50	50 mm ²	12	10	47,5	150
1090293	6146	SEM-70	70 mm ²	14	11,5	49,5	100
1090294	6147	SEM-95	95 mm ²	16	13,5	53,5	75
1090295	6148	SEM-120	120 mm ²	18	15,5	64	50
1090296	6149	SEM-150	150 mm ²	20	16,5	70	35
1090297	6150	SEM-185	185 mm ²	22	18,5	75	25
1090298	6151	SEM-240	240 mm ²	25,5	21,5	83,5	20

EXTRA LONG TYPE COPPER BUTT CONNECTORS


NEW CODE	OLD CODE	REF. NR.	CABLE CROSS SECTION	ØD1	ØD2	L	PCS/BOX
1090299	6160	SEM-6	6 mm ²	5,5	4	26,5	1000
1090300	6161	SEM-10	10 mm ²	6,5	5	28	750
1090301	6162	SEM-16	16 mm ²	7,8	5,8	30,5	500
1090302	6163	SEM-25	25 mm ²	9,5	7,2	40,5	400
1090303	6164	SEM-35	35 mm ²	10,8	8,5	44	250
1090304	6165	SEM-50	50 mm ²	13	10	50	150
1090305	6166	SEM-70	70 mm ²	14,7	11,5	55,5	100
1090306	6167	SEM-95	95 mm ²	16,7	13,5	59,5	75
1090307	6168	SEM-120	120 mm ²	19	15,6	65	50
1090308	6169	SEM-150	150 mm ²	21	17	70	35
1090309	6170	SEM-185	185 mm ²	23	19	75	25
1090310	6171	SEM-240	240 mm ²	26	21	85	20
1090311	6172	SEM-300	300 mm ²	28,6	23,5	100	15
1090312	6173	SEM-400	400 mm ²	32,8	27	110	10
1090313	6174	SEM-500	500 mm ²	-	-	-	10
1090314	6175	SEM-600	600 mm ²	-	-	-	10

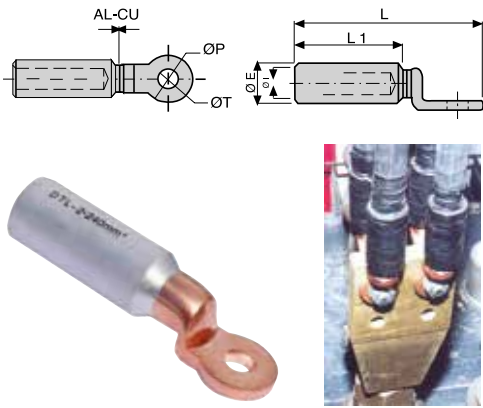
DIN NORM COPPER BUTT CONNECTORS 46235 TYPE


NEW CODE	OLD CODE	REF. NR.	CABLE CROSS SECTION	Ød1	Ød2	L	PCS/BOX
1090316	6181	SEM-10	10 mm ²	6,5	5	30	400
1090317	6182	SEM-16	16 mm ²	8,5	5,5	50	250
1090318	6183	SEM-25	25 mm ²	10	7	50	250
1090319	6184	SEM-35	35 mm ²	12,5	8,2	50	100
1090320	6185	SEM-50	50 mm ²	14,5	10	56	100
1090321	6186	SEM-70	70 mm ²	16,5	11,5	56	50
1090322	6187	SEM-95	95 mm ²	19	13,5	70	40
1090323	6188	SEM-120	120 mm ²	21	15,5	70	30
1090324	6189	SEM-150	150 mm ²	23,5	17	80	20
1090325	6190	SEM-185	185 mm ²	25,5	19	85	15
1090326	6191	SEM-240	240 mm ²	29	21,5	90	10
1090327	6192	SEM-300	300 mm ²	32	24,5	100	10
1090328	6193	SEM-400	400 mm ²	38,5	27,5	150	10
1090329	6194	SEM-500	500 mm ²	-	-	-	10
1090330	6195	SEM-625	625 mm ²	-	-	-	10

DIN NORM ALUMINIUM COPPER BUTT CONNECTORS


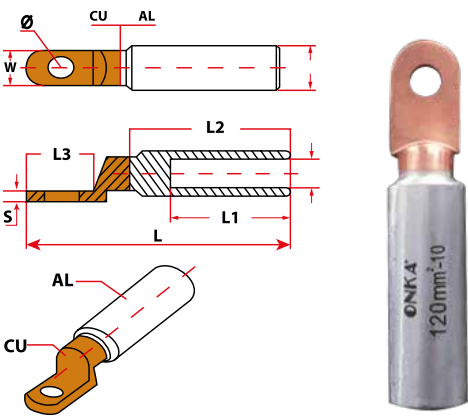
NEW CODE	OLD CODE	CABLE CROSS SECTION	Ød1	Ød2	L	PCS/BOX
1090422	6270	DEM-10 mm ²	8	5	52	300
1090423	6271	DEM-16 mm ²	10	6	55	250
1090424	6272	DEM-25 mm ²	12	7	64	150
1090425	6273	DEM-35 mm ²	14	8,2	72	100
1090426	6274	DEM-50 mm ²	16	10	82	75
1090427	6275	DEM-70 mm ²	18	12	92	40
1090428	6276	DEM-95 mm ²	22	13,4	97	20
1090429	6277	DEM-120 mm ²	23	15	112	15
1090430	6278	DEM-150 mm ²	26	16,5	116	8
1090431	6279	DEM-185 mm ²	28	18,5	127	7
1090432	6280	DEM-240 mm ²	32	20	142	5

BIMETAL (AL-CU) CABLE LUGS



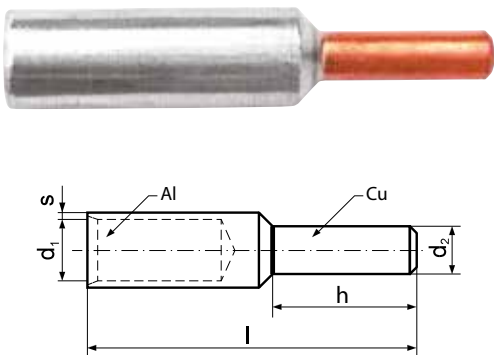
CODE	REF. NR.	CABLE CROSS SECTION	ØE	ØI	L	ØT	L1	PCS/ BOX
ONKA-6108	TBF-16	16 mm ²	20	6,5	84	12,8	46	80
ONKA-6109	TBF-25	25 mm ²	20	6,5	84	12,8	46	80
ONKA-6110	TBF-35	35 mm ²	20	8	84	12,8	46	80
ONKA-6111	TBF-50	50 mm ²	20	9	84	12,8	46	60
ONKA-6112	TBF-70	70 mm ²	20	11	84	12,8	46	60
ONKA-6113	TBF-95	95 mm ²	20	12,5	84	12,8	46	60
ONKA-6114	TBF-120	120 mm ²	25	13,7	107	12,8	62,5	30
ONKA-6115	TBF-150	150 mm ²	25	15,5	107	12,8	62,5	30
ONKA-6116	TBF-185	185 mm ²	32	17	117	14,5	64	15
ONKA-6117	TBF-240	240 mm ²	32	19,5	117	14,5	64	15
ONKA-6118	TBF-300	300 mm ²	36	23,3	157	16,3	90	9
ONKA-6119	TBF-400	400 mm ²	36	26	157	16,3	90	9

BIMETAL (AL-CU) LONG TYPE CABLE LUGS



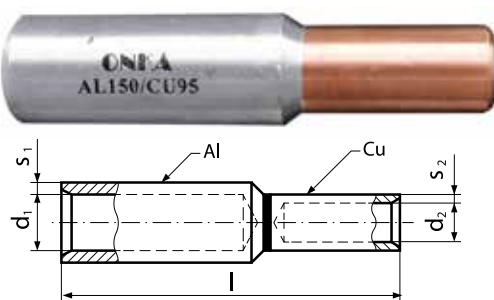
CODE	REF. NR.	CABLE CROSS SECTION	D	d	L±1	L1	L2	L3	W	Q	S	PCS/ BOX
ONKA - 6510	CAL-M16	16 mm ²	16	5,5	82	38	50	23	14,0	8,5	3,2	80
ONKA - 6511	CAL-M25	25 mm ²	16	6,5	82	38	50	23	14,0	8,5	3,2	80
ONKA - 6512	CAL-M35	35 mm ²	16	8,2	82	38	50	23	14,0	8,5	3,2	80
ONKA - 6513	CAL-M50	50 mm ²	20	9,7	94	43	55	27	16,0	8,5	5,2	60
ONKA - 6514	CAL-M70	70 mm ²	20	11	94	43	55	27	16,0	8,5	5,2	60
ONKA - 6515	CAL-M95	95 mm ²	20	12,5	94	43	55	27	16,0	8,5	5,2	60
ONKA - 6516	CAL-M120	120 mm ²	25	14,5	120	60	72	32	23,0	10,5	6,5	30
ONKA - 6517	CAL-M150	150 mm ²	25	16,5	120	60	72	32	23,0	10,5	6,5	30
ONKA - 6518	CAL-M185	185 mm ²	32	17,5	133	60	73	38	23,0	12,5	8	15
ONKA - 6519	CAL-M240	240 mm ²	32	19,5	133	60	73	38	29,0	12,5	8	15
ONKA - 6520	CAL-M300	300 mm ²	34	23	133	61	73	35	29,0	12,5	8,5	10
ONKA - 6521	CAL-M400	400 mm ²	40	26,2	163	93	105	35	29,0	12,5	10,5	10
ONKA - 6522	CAL-M500	500 mm ²	40	29	163	93	105	35	29,0	12,5	10,5	10

ALUMINIUM COPPER BUTT CONNECTORS (PINS)



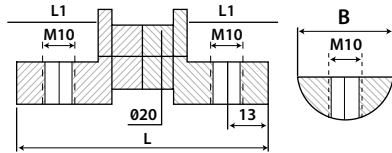
CODE	CABLE CROSS SECTION		ØD1		ØD2		L		PCS/ BOX
	Multi Core Cable	Single Core Cable	D1	D2	l	h			
ONKA - 6333	10	16	12	5	58	15	100		
ONKA - 6334	16	25	12	6	58	15	100		
ONKA - 6335	25	35	6.8	6	58	20	50		
ONKA - 6336	35	50	8.0	7	71	22	50		
ONKA - 6337	50	70	9.8	8	74	25	80		
ONKA - 6338	70	95	11.2	10	87	30	70		
ONKA - 6339	95	120	13.2	12	91	33	48		
ONKA - 6340	120	150	14.7	12	97	38	35		
ONKA - 6341	150	185	16.3	12	108	38	30		
ONKA - 6342	185	240	18.3	14	116	44	24		
ONKA - 6343	240	300	21.0	16	128	44	16		
ONKA - 6344	300	-	23.3	18	131	46	9		

ALUMINIUM COPPER BUTT CONNECTORS



CODE	AL CABLE SEC.	CU CABLE SEC.	d1	d2	l	PCS/ BOX
ONKA - 6350	25 mm ²	10 mm ²	5.3	7.3	80.0	90
ONKA - 6351	35 mm ²	16 mm ²	8.0	5.5	71.0	90
ONKA - 6352	50 mm ²	25 mm ²	9.8	5.5	71.5	80
ONKA - 6353	70 mm ²	35 mm ²	11.2	5.5	79.0	70
ONKA - 6354	95 mm ²	50 mm ²	13.2	5.5	79.0	42
ONKA - 6355	120 mm ²	70 mm ²	14.7	5.5	87.0	35
ONKA - 6356	150 mm ²	95 mm ²	16.3	5.5	93.3	30
ONKA - 6357	185 mm ²	120 mm ²	18.3	10.0	108.0	24
ONKA - 6358	240 mm ²	150 mm ²	21.0	10.0	116.0	16

KJB TYPE BIMETAL (AL-CU)



CODE	L (mm)	L1 (mm)	B (mm)	BOLT DIAMETER	PCS.
ONKA - 6530	80	26	26	M 10	24
ONKA - 6531	80	26	29	M 10	24

BIMETAL MECHANICAL CLAMP CABLE LUGS




CODE	C. SECTION	EXTERNAL DIAMETER	NUMBER OF SCREWS	WRENCH	PCS.
BMSKP 35-150-12/2	35 - 150	28	2	17	80
BMSKP 70-240-12/2	70 - 240	33	2	19	40
BMSKP 120-300-12/2	120-300	38	2	22	36
BMSKP 185-400-16/2	185-400	42	2	22	28

BIMETAL MECHANICAL CLAMP CABLE LUGS (ALUMINIUM)



CODE	C. SECTION	EXTERNAL DIAMETER	NUMBER OF SCREWS	WRENCH	PCS.
MSKP 35-150-12/2	35 - 150	28	2	17	80
MSKP 70-240-12/2	70 - 240	33	2	19	40
MSKP 120-300-16/2	120-300	38	2	22	36
MSKP 185-400-16/2	185-400	42	2	22	28

MECHANICAL CLAMP BUTT CONNECTORS



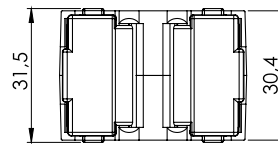
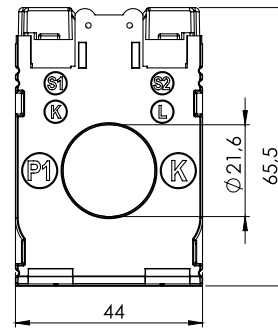
CODE	C. SECTION	EXTERNAL DIAMETER	NUMBER OF SCREWS	WRENCH	PCS.
MSEM 35-150/4	35 - 150	28	4	17	20
MSEM 70-240/4	70 - 240	33	4	19	15
MSEM 120-300/4	120-300	38	4	22	10
MSEM 185-400/4	185-400	42	4	22	9
MSEM 500-630/6	400-630	52	6	24	4



CODE	Al Circle Conductor	Al Slice Conductor	Cu Circle Conductor	Cu Slice Conductor	Strip Length	Additional Diameter Enlarger	Additional Part	Bolt Diameter	Wrench
SKP 35-150-12/2	35-150	35-150	35-120	35-150	35-120	41	35-70	95-150	17
SKP 70-240-12//2	70-240	70-240	70-185	70-240	70-185	64	70-120	150-240	19
SKP 120-300-16/2	120-300	120-300	120-240	120-300	120-240	71	120-185	240-300	22
SKP 185-400-16/2	185-400	185-400	185-300	185-400	185-300	81	185-240	300-400	22

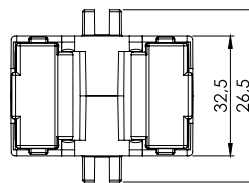
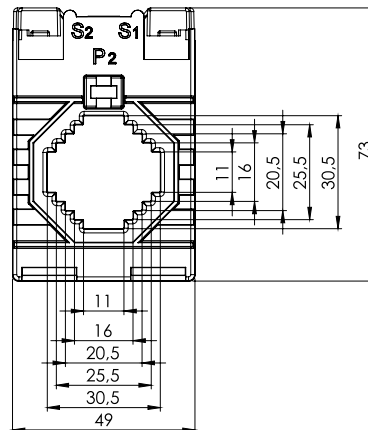
CK20 SERIES CURRENT TRANSFORMER

PRIMARY CURRENT	CLASS 1.0		CLASS 0.5	
	CODE	BURDEN (VA)	CODE	BURDEN (VA)
40	CK20405901	1 (CL.3)	-	-
50	CK20505901	1 (CL.3)	-	-
60	CK20605101	1	-	-
75	CK20755102	1,5	-	-
80	CK20805102	1,5	-	-
100	CK201005102	1,5	CK201005202	1,5
125	CK201255103	2,5	CK201255202	1,5
150	CK201505103	2,5	CK201505202	1,5
160	CK201605103	2,5	CK201605202	1,5
200	CK202005103	2,5	-	-
250	CK202505103	2,5	-	-
300	CK203005103	2,5	-	-



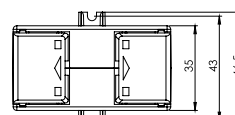
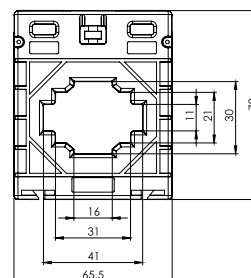
TK30S SERIES CURRENT TRANSFORMER

PRIMARY CURRENT	CLASS 1.0		CLASS 0.5	
	CODE	BURDEN (VA)	CODE	BURDEN (VA)
40	TK30S405802	1.5 (CL.5)	-	-
50	TK30S505802	1.5 (CL.5)	-	-
60	TK30S605902	1.5 (CL.3)	-	-
80	TK30S805101	1	-	-
100	TK30S1005102	1,5	-	-
125	TK30S1255102	1,5	-	1,5
150	TK30S1505103	2,5	TK30S1505203	1,5
160	TK30S1605103	2,5	TK30S1605203	1,5
200	TK30S2005103	2,5	TK30S2005203	1,5
250	TK30S2505103	2,5	TK30S2505203	-
300	TK30S3005104	2,5	TK30S3005203	-
400	TK30S4005104	3,75	TK30S4005203	-
500	TK30S5005104	3,75	TK30S5005203	-
600	TK30S6005105	5	TK30S6005204	-



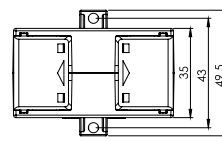
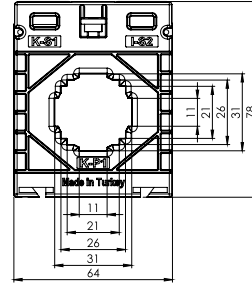
TK40 SERIES CURRENT TRANSFORMER

PRIMARY CURRENT	CLASS 1.0		CLASS 0.5		CLASS 0.5S	
	CODE	BURDEN (VA)	CODE	BURDEN (VA)	CODE	BURDEN (VA)
200	TK402005103	2,5	TK402005203	2,5	-	-
250	TK402505103	2,5	TK402505203	2,5	-	-
300	TK403005104	3,75	TK403005203	2,5	TK403005302	1,5
400	TK404005105	5	TK404005205	5	TK404005303	2,5
500	TK405005106	7,5	TK405005206	5	TK405005306	7,5
600	TK406005106	7,5	TK406005206	7,5	TK406005306	7,5
800	TK408005107	10	TK408005207	10	TK408005307	10



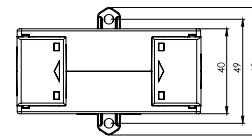
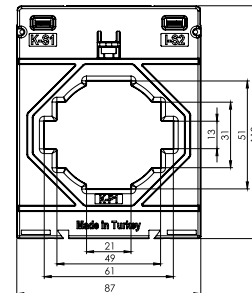
TK30 SERIES CURRENT TRANSFORMER

PRIMARY CURRENT	CLASS 1.0		CLASS 0.5		CLASS 0.5S	
	CODE	BURDEN (VA)	CODE	BURDEN (VA)	CODE	BURDEN (VA)
60	TK30605903	2.5 (CL.3)	-	-	-	-
80	TK30805102	1,5	-	-	-	-
100	TK301005102	1,5	TK301005202	-	-	-
125	TK301255103	2,5	TK301255203	-	-	-
150	TK301505103	2,5	TK301505203	2,5	TK301505301	1
160	TK301605103	2,5	TK301605203	2,5	TK301605302	1.5
200	TK302005104	3,75	TK302005204	3,75	TK302005302	1.5
250	TK302505105	5	TK302505205	5	TK302505303	2.5
300	TK303005105	5	TK303005205	5	TK303005304	3.75
400	TK304005105	5	TK304005205	5	TK304005305	5
500	TK305005106	7,5	TK305005206	7,5	TK305005306	7,5
600	TK306005107	10	TK306005207	10	TK306005307	10



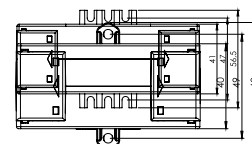
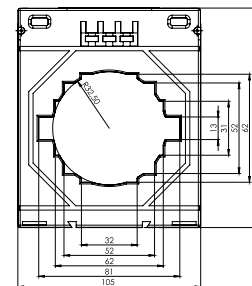
TK60 SERIES CURRENT TRANSFORMER

PRIMARY CURRENT	CLASS 1.0		CLASS 0.5		CLASS 0.5S	
	CODE	BURDEN (VA)	CODE	BURDEN (VA)	CODE	BURDEN (VA)
600	TK606005108	12,5	TK606005206	7,5	TK606005304	3,75
800	TK608005109	15	TK608005209	15	TK608005307	10
1000	TK6010005111	25	TK6010005211	25	TK6010005310	20
1200	TK6012005111	25	TK6012005211	25	TK6012005310	20
1250	TK6012505112	30	TK6012505211	25	TK6012505310	20
1500	TK6015005112	30	TK6015005212	30	TK6015005312	30



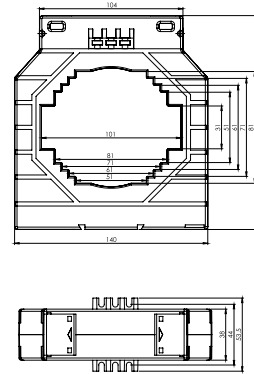
TK80 SERIES CURRENT TRANSFORMER

PRIMARY CURRENT	CLASS 1.0		CLASS 0.5		CLASS 0.5S	
	CODE	BURDEN (VA)	CODE	BURDEN (VA)	CODE	BURDEN (VA)
800	TK808005110	20	TK808005209	15	TK808005309	15
1000	TK8010005110	20	TK8010005209	15	TK8010005309	15
1200	TK8012005110	20	TK8012005210	20	TK8012005309	15
1250	TK8012505111	25	TK8012505211	25	TK8012505310	20
1500	TK8015005111	25	TK8015005211	25	TK8015005311	25
1600	TK8016005111	25	TK8016005211	25	TK8016005311	25
2000	TK8020005112	30	TK8020005211	25	TK8020005311	25



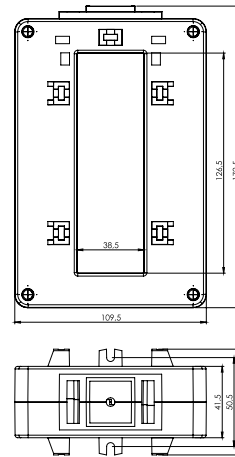
TK100 SERIES CURRENT TRANSFORMER

PRIMARY CURRENT	CLASS 1.0		CLASS 0.5		CLASS 0.5S	
	CODE	BURDEN (VA)	CODE	BURDEN (VA)	CODE	BURDEN (VA)
1000	TK10010005110	20	TK10010005209	15	TK10010005305	5
1200	TK10012005112	30	TK10012005211	25	TK10012005307	10
1250	TK10012505112	30	TK10012505211	25	TK10012505309	15
1500	TK10015005112	30	TK10015005211	25	TK10015005310	20
1600	TK10016005112	30	TK10016005211	25	TK10016005311	25
2000	TK10020005112	30	TK10020005212	30	TK10020005312	30
2500	TK10025005113	40	TK10025005213	40	TK10025005313	40
3000	TK10030005113	40	TK10030005213	40	TK10030005313	40
3200	TK10032005113	40	TK10032005213	40	TK10032005313	40
4000	TK10040005113	40	TK10040005213	40	TK10040005313	40



DK125 SERIES CURRENT TRANSFORMER


PRIMARY CURRENT	CLASS 1.0		CLASS 0.5		CLASS 0.5S	
	CODE	BURDEN (VA)	CODE	BURDEN (VA)	CODE	BURDEN (VA)
1200	DK12512005111	25	DK12512005211	25	DK12512005311	25
1250	DK12512505111	25	DK12512505211	25	DK12512505311	25
1500	DK12515005112	30	DK12515005212	30	DK12515005311	25
1600	DK12516005112	30	DK12516005212	30	DK12516005312	30
2000	DK12520005112	30	DK12520005212	30	DK12520005312	30
2500	DK12525005112	30	DK12525005212	30	DK12525005312	30
3000	DK12530005113	40	DK12530005213	40	DK12530005313	40
3200	DK12532005113	40	DK12532005213	40	DK12532005313	40
4000	DK12540005113	40	DK12540005213	40	DK12540005313	40



BK SERIES CURRENT TRANSFORMER

PRIMARY CURRENT	CLASS 0.5		CLASS 0.5S	
	CODE	BURDEN	CODE	BURDEN
5	BK55205	BK55207	BK55305	BK55307
10	BK105205	BK105207	BK105305	BK105307
15	BK155205	BK155207	BK155305	BK155307
20	BK205205	BK205207	BK205305	BK205307
25	BK255205	BK255207	BK255305	BK255307
30	BK305205	BK305207	BK305305	BK305307
40	BK405205	BK405207	BK405305	BK405307
50	BK505205	BK505207	BK505305	BK505307
60	BK605205	BK605207	BK605305	BK605307
75	BK755205	BK755207	BK755305	BK755307
80	BK805205	BK805207	BK805305	BK805307
100	BK1005205	BK1005207	BK1005305	BK1005307
125	BK1255205	BK1255207	BK1255305	BK1255307
150	BK1505205	BK1505207	BK1505305	BK1505307
200	BK2005205	BK2005207	BK2005305	BK2005307





FIBER GLASS SUPPORT INSULATORS

Technical Features ;

- Fiber glass reinforced polyester, has 18% of fibers
- Standart colour, Irox Red 130 (another colour cam used in needed)
- Steel Nuts- zinc lined. (Brass material can used if needed)
- Bolt Cr3 8.8 steel bolt

PLASTIC BUSBAR SUPPORT INSULATOR (V0)

Technical Features ;

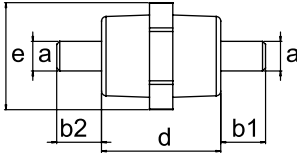
- Low tension post insulators is made of none-flammable (V0) material
- It is used for the same purpose as BMC insulators
- It is more flaxible than BMC insulators due to refraction rate is low
- Fiber glass rainforced polyamide (PA6) none flamable, has 30% of fibers
- Standart colour black
- Nuts Steel - zinc lined. (Brass material can used if needed)
- Bolt Cr3 8.8 steel bolt

FIBER GLASS PLATE

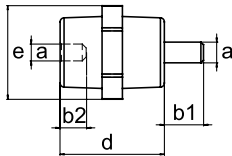
Technical Features ;

- These products are hand - made in the form of plate
- Products have more machanical strenght than BMC products
- It can be made between 3 mm - 30 mm thickness
- Standart colour RAL 7035

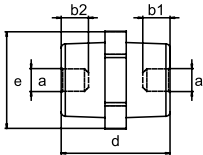
INSULATORS

DOUBLE SIDE BOLT
INDOOR TYPE INSULATORS


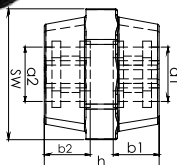

CODE	Type	Dimension					Usage V. ~kV	Test V. ~kV	Tensile kN	KG	Box Qty.
		a	b1	b2	e	d					
PLSM1001	1NO-S / M5	5	12	12	18	25,5	0,6	3	1,00	8,50	500
PLSM1002	1N1-S / M6	6	16	16	21	29,5	0,6	3	1,00	8,70	300
PLSM1003	1NMS-1 / M8	8	15	15	31,5	40	1	3	4,00	7,10	100
PLSM1004	1NMS-2 / M10	10	15	15	31,5	40	1	3	4,00	9,50	100
PLSM1013	1NMS-3 / M8	8	18	18	43,3	50	1	3	4,00	9,50	100
PLSM1014	1NMS-4 / M10	10	18	18	43,3	50	1	3	4,00	9,50	100

ONE SIDE BOLT
INDOOR TYPE INSULATORS


CODE	Type	Dimension					Usage V. ~kV	Test V. ~kV	Tensile kN	KG	Box Qty.
		a	b1	b2	e	d					
PLSM1005	1NO-K / M5	5	12	9	18	25,5	0,6	3	1,00	8,50	500
PLSM1006	1N1-K / M6	6	16	12	21	29,5	0,6	3	1,00	7,50	300
PLSM1007	1NMK-3 / M8	8	15,5	15	31,5	40	1	3	4,00	5,80	100
PLSM1008	1NMK2 / M10	10	15	15	31,5	40	1	3	4,00	7,70	100
PLSM1015	1NMK-5 / M8	8	18	15	43,3	50	1	3	4,00	7,70	100
PLSM1016	1NMK-6 / M10	10	18	15	43,3	50	1	3	4,00	7,70	100

DOUBLE SIDE SUPPORT
INDOOR TYPE INSULATORS


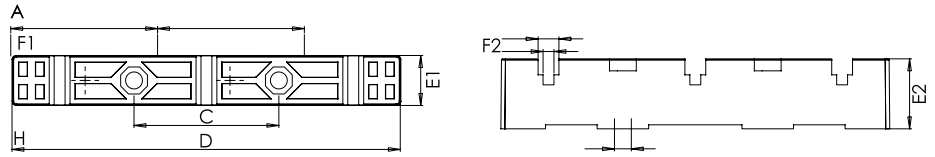
CODE	Type	Dimension					Usage V. ~kV	Test V. ~kV	Tensile kN	KG	Box Qty.
		a	b1	b2	e	d					
PLSM1009	1NO-KK / M5	5	9	9	18	25,5	0,6	3	1,00	7,50	500
PLSM1010	1N1-KK / M6	6	12	21	21	29,5	0,6	3	1,00	6,30	300
PLSM1011	1NMK-4 / M8	8	15	15	31,5	40	1	3	4,00	5,00	100
PLSM1012	1NMK-1 / M10	10	15	15	31,5	40	1	3	4,00	5,00	100
PLSM1017	1NMK-7 / M8	8	15	15	43,3	50	1	3	4,00	5,00	100
PLSM1018	1NMK-8 / M10	10	15	15	43,3	50	1	3	4,00	5,00	100

DOUBLE SIDE SUPPORT
INDOOR TYPE INSULATORS


CODE	Type	Dimension						Usage V. ~kV	Test V. ~kV	Box Qty.
		a1	a2	b1	b2	sw	h			
PLMS303006	SW30 M6	M6	M6	11	11	30	30	1	3	100
PLMS303008	SW30 M8	M8	M8	11	11	30	30	1	3	100
PLMS303010	SW30 M10	M10	M10	11	11	30	30	1	3	100

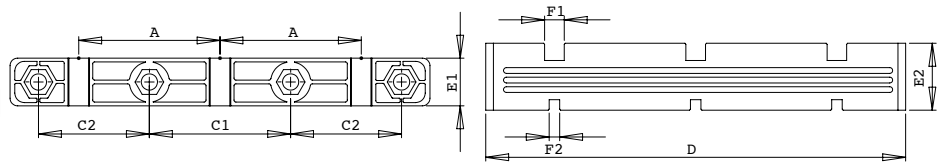

INDOOR TYPE INSULATORS

3x1F SUPPORT INSULATOR



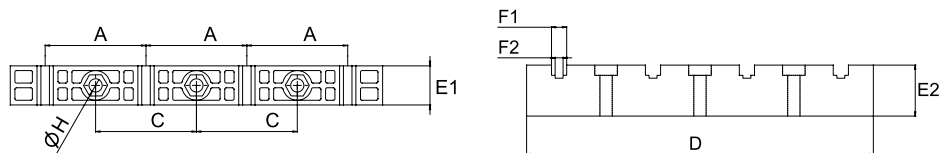
CODE	Type	Dimension								Min. Tensile kN	Box Qty.
		A	C	D	E1	E2	F1	F2	H		
PLST1001	3X1F/5-10 mm	74	73	196	25	34,5	10,5	5,5	Ø8,5	5	50

3x1F SUPPORT INSULATOR (4 TIJ)



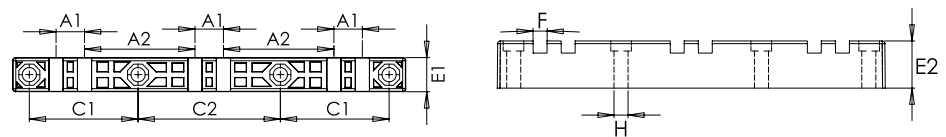
CODE	Type	Dimension									Min. Tensile kN	Box Qty.
		A	C1	C2	D	E1	E2	F1	F2	H		
PLST1015	3X1F/5-10 mm	74	74	58,14	220	25	35	10,5	5,5	Ø8,5	5	50

3x1F+N SUPPORT INSULATOR



CODE	Type	Dimension								Min. Tensile kN	Box Qty.
		A	C	D	E1	E2	F1	F2	H		
PLST1003	3X1F+N/5-10 mm	65	65	240	25,5	35,0	10,5	5,5	Ø9	5	50

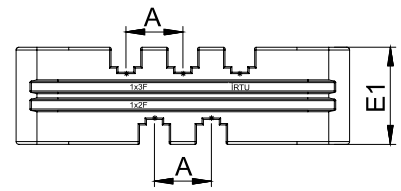
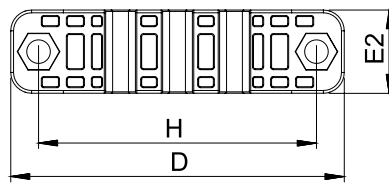
3x2F SUPPORT INSULATOR



CODE	Type	Dimension									Min. Tensile kN	Box Qty.
		A1	A2	C1	C2	D	E1	E2	F1	H		
PLST1002	3X2F/10 mm	20,5	81,3	80	105	290	25,0	34,5	10,5	Ø8,5	5	50

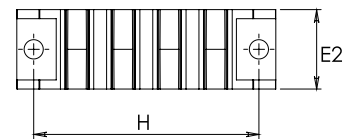
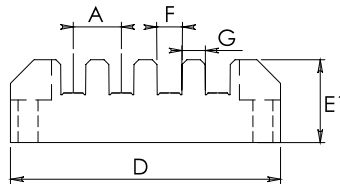
INDOOR TYPE INSULATORS

1x2F-1x3F 5-10 mm SUPPORT INSULATOR



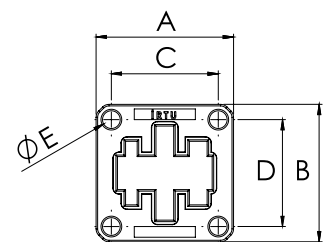
CODE	Type	Dimension					Min. Tensile kN	Box Qty.
		A	D	H	E1	E2		
PLST1012	1x2F-1x3F/5-10 mm	20,5	120	100	35	30	5	100

1x4F-10 mm SUPPORT INSULATOR



CODE	Type	Dimension							Min. Tensile kN	Box Qty.
		A	D	F	H	E1	E2	G		
PLST1009	1x4F/10 mm	20,5	115,0	10,5	100,0	35,0	35,00	10,00	5	80

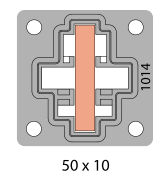
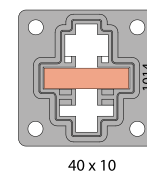
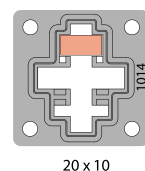
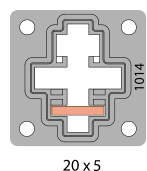
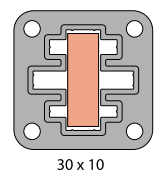
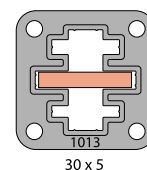
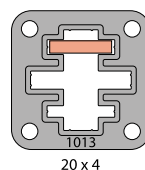
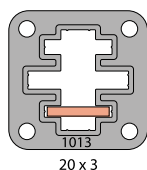
TRANSITION INSULATOR



CODE	Type	Dimension					Min. Tensile kN	Box Qty.
		A	D	C	D	E		
PLST1013	Transition Insulator 20x3 / 20x4 / 30x5 / 30x10	45,0	45,0	35,0	35,0	5,80	5	100
PLST1014	Transition Insulator 25x5 / 20x10 / 40x10 / 50x10	60,00	60,00	45,00	45,00	6,50	5	100

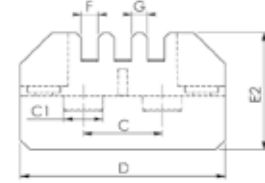
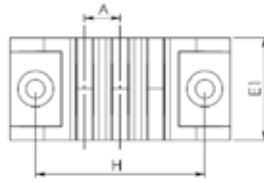
Bushings Properties

Bushings Material:	Glass Reinforced Polyamide 6.6
Conductor Temp:	140°C†
Flamability:	UL94-V0
Equipment Voltage U_e :	690V
Insulation Voltage U_i :	690V
Impulse Voltage U_{imp} :	8kV
Glow Wire:	960°C



INDOOR TYPE INSULATORS

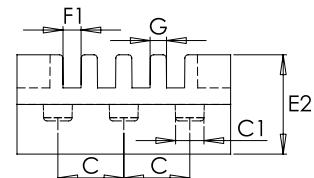
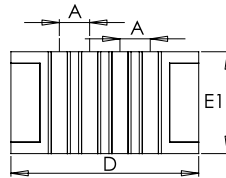
1x3F 5 mm SUPPORT INSULATOR



CODE	Type	Dimension									Min. Tensile kN	Box Qty.
		A	C	C1	D	F	H	E1	E2	G		
PLST1011	1X3F/5 mm	10,5	25,0	8X12,4	65,0	5,5	50,0	30,0	37,0	5,0	5	100

CODE	Type	Used Bushbar Holder Qty.	Length of Used Metal Profile	Box Qty.
PLST1311	1X3F/5 mm 3 Phase Close Set	6	430 mm	1
PLST1411	1X3F/5 mm 3 Phase+N Close Set	8	600 mm	1

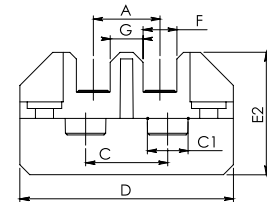
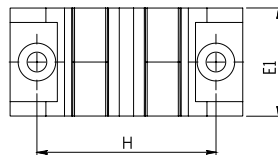
1x4F 5 mm SUPPORT INSULATOR



CODE	Type	Dimension									Min. Tensile kN	Box Qty.
		A	C	C1	D	F1	E1	E2	G			
PLST1005	1X4F/5 mm	10,5	20,0	8,0	65,0	5,5	35,0	30,0	5,0	5	100	
PLST1020	1X4F/5 mm	15,5	25,0	12,40	90,0	5,5	24,9	37,0	10,0	-	100	

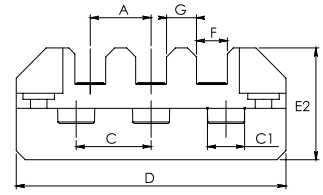
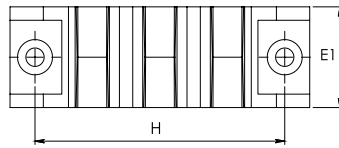
CODE	Type	Used Bushbar Holder Qty.	Length of Used Metal Profile	Box Qty.
PLST1305	1X4F/5 mm 3 Phase Close Set	6	430 mm	1
PLST1405	1X4F/5 mm 3 Phase+N Close Set	8	600 mm	1

1x2F 10 mm SUPPORT INSULATOR



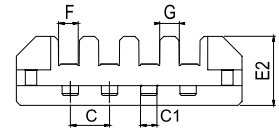
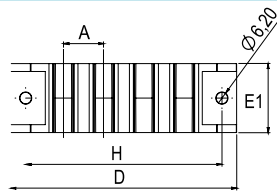
CODE	Type	Dimension									Min. Tensile kN	Box Qty.
		A	C	C1	D	F	H	E1	E2	G		
PLST1007	1X2F/10 mm	20,5	25,0	8X12,4	65,0	10,5	50,0	30,0	37,0	10,0	5	100

CODE	Type	Used Bushbar Holder Qty.	Length of Used Metal Profile	Box Qty.
PLST1307	1X2F/10 mm 3 Phase Close Set	6	430 mm	1
PLST1407	1X2F/10 mm 3 Phase+N Close Set	8	600 mm	1

INDOOR TYPE INSULATORS
1x3F 10 mm SUPPORT INSULATOR


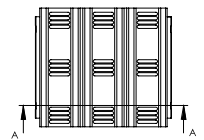
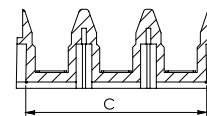
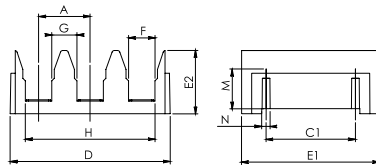
CODE	Type	Dimension									Min. Tensile kN	Box Qty.
		A	C	C1	D	F	H	E1	E2	G		
PLST1008	1X3F/10 mm	20,5	20,0	8X12,4	90,0	10,5	75,0	30,0	37,0	10,0	5	100

CODE	Type	Used Bushbar Holder Qty.	Length of Used Metal Profile	Box Qty.
PLST1308	1X3F/10 mm 3 Phase Close Set	6	575 mm	1
PLST1408	1X3F/10 mm 3 Phase+N Close Set	8	675 mm	1

1x4F 10 mm SUPPORT INSULATOR


CODE	Type	Dimension									Min. Tensile kN	Box Qty.
		A	C	C1	D	F	H	E1	E2	G		
PLST1006	1X4F/10 mm	20,5	20,0	8X12,4	115,0	10,5	100,0	35,0	35,0	10,0	5	100

CODE	Type	Used Bushbar Holder Qty.	Length of Used Metal Profile	Box Qty.
PLST1306	1X4F/10 mm 3 Phase Close Set	6	575 mm	1
PLST1406	1X4F/10 mm 3 Phase+N Close Set	8	675 mm	1

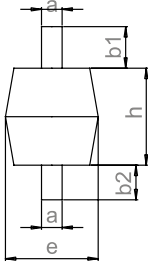
1x3F 10 mm SUPPORT INSULATOR


CODE	Type	Dimension											Min. Tensile kN	Box Qty.
		A	D	F	H	E1	E2	G	C	C1	N	M		
PLST1010	1X3F/10 mm	21,0	69,6	10,5	51,5	55,0	25,0	10,0	63,0	35,5	3,35	15,7	5	100

CODE	Type	Used Bushbar Holder Qty.	Length of Used Metal Profile	Box Qty.
PLST1310	1X3F/10 mm 3 Phase Close Set	6	575 mm	1
PLST1410	1X3F/10 mm 3 Phase+N Close Set	8	675 mm	1

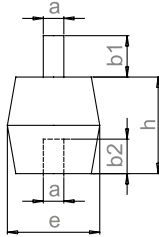
INDOOR TYPE INSULATORS (POLYESTER)

DOUBLE SIDE BOLT



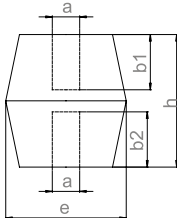
CODE	Type	Dimension					Usage V. ~kV	Test V. ~kV	Tensile kN	KG	Box Qty.
		a1	b1	b2	e	h					
POLM1001	1NO-S/M5	5	12	12	22	24	0,6	3	0,75	11,00	500
POLM1002	1N1-S/M6	6	15	15	27	28	0,6	3	1,00	12,00	300
POLM1003	1NMS-1/M8	8	16	19	40	40	1	3	2,50	10,50	100
POLM1004	1NMS-2/M10	10	12	15	40	40	1	3	2,70	14,00	100

ONE SIDE BOLT

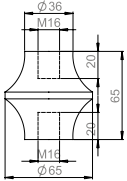


CODE	Type	Dimension					Usage V. ~kV	Test V. ~kV	Tensile kN	KG	Box Qty.
		a1	b1	b2	e	h					
POLM1005	1NO-K/M5	5	12	12	22	24	0,6	3	0,75	10,50	500
POLM1006	1N1-K/M6	6	15	15	27	28	0,6	3	1,00	10,80	300
POLM1007	1NMK-3/M8	8	16	15	40	40	1	3	2,50	9,80	100
POLM1008	1NMK-2/M10	10	15	15	40	40	1	3	2,70	11,40	100

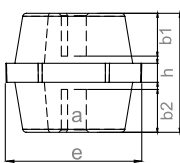
DOUBLE SIDE SUPPORT



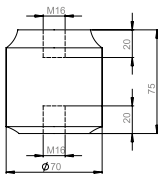
CODE	Type	Dimension					Usage V. ~kV	Test V. ~kV	Tensile kN	KG	Box Qty.
		a1	b1	b2	e	h					
POLM1009	1NO-KK/M5	5	9	9	22	24	0,6	3	0,75	10,00	500
POLM1010	1N1-KK/M6	6	12	12	27	28	0,6	3	1,00	9,90	300
POLM1011	1NMK-4/M8	8	15	15	40	40	1	3	2,50	8,80	100
POLM1012	1NMK-1/M10	10	15	15	40	40	1	3	2,70	8,90	100



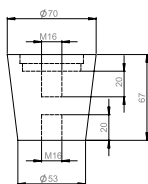
CODE	Type	Usage V. ~kV	Test V. ~kV	Tensile kN	KG	Box Qty.
POLM1015	1NMC-3	3	15	5,00	4,60	18



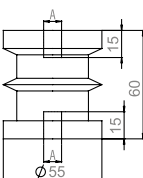
CODE	Type	Dimension					Usage V. ~kV	Test V. ~kV	Tensile kN	KG	Box Qty.
		a1	b1	b2	e	h					
POLM1019	1NMK-5/M8	8	15	15	50	50	1	3	9	20,00	100
POLM1020	1NMK-6/M10	10	15	15	50	50	1	3	9	21,00	100
POLM1021	1NMK-7/M12	12	15	15	50	50	1	3	10	22,00	100



CODE	Type	Usage V. ~kV	Test V. ~kV	Tensile kN	KG	Box Qty.
POLM1013	1NMD-1	3	20	6,00	9,00	18



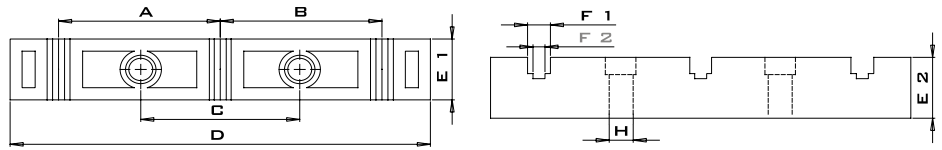
CODE	Type	Usage V. ~kV	Test V. ~kV	Tensile kN	KG	Box Qty.
POLM1014	1NMA-2	3	15	5,5	6,65	18



CODE	Type	Usage V. ~kV	Test V. ~kV	Tensile kN	KG	Box Qty.
POLM1016	1N500	M8	3	15	5,00	32
POLM1017	1N500	M10	3	15	5,00	32
POLM1018	1N500	M12	3	15	5,00	32

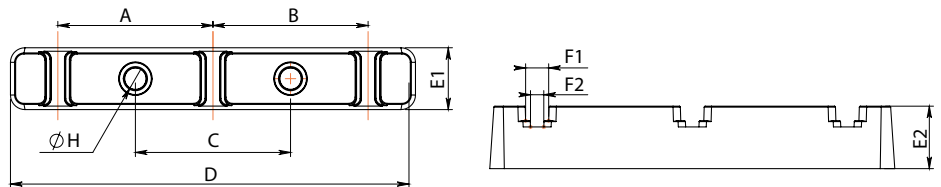
INDOOR TYPE INSULATORS (POLYESTER)

3x1F SUPPORT INSULATOR



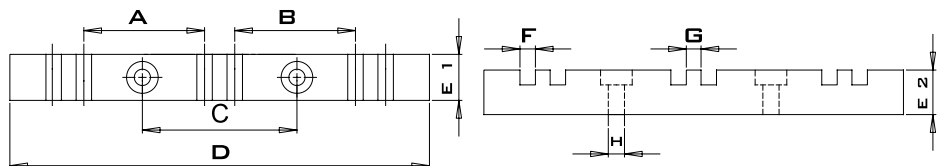
CODE	Type	Dimension									Min. Tensile kN	Box Qty.
		A	B	C	D	E1	E2	F1	F2	H		
POLT1002	3x1F/5-10 mm	74,5	74,5	73	193	30	30	10,5	5,5	Ø11	5	40

3x1F SUPPORT INSULATOR



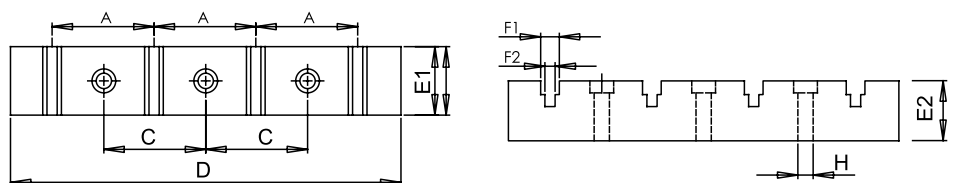
CODE	Type	Dimension									Min. Tensile kN	Box Qty.
		A	B	C	D	E1	E2	F1	F2	H		
POLT1012	3x1F/5-10 mm	74	74	74	193	30	30	6	11	Ø9,5	5	40

3x2F SUPPORT INSULATOR



CODE	Type	Dimension									Min. Tensile kN	Box Qty.
		A	B	C	D	E1	E2	F1	F2	H		
POLT1007	3x2F/10 mm	82	82	105	285	31	30	10,5	10	Ø11	5	50
POLT1008	3x2F/5 mm	91,5	91,5	105	285	31	30	5,5	5	Ø11	5	50

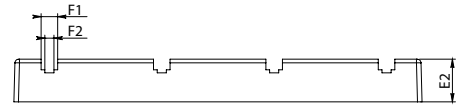
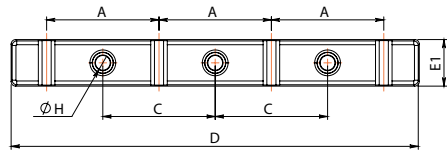
3x1F + N SUPPORT INSULATOR



CODE	Type	Dimension							Min. Tensile kN	Box Qty.	
		A	C	D	E1	E2	F1	F2			H
POLT1005	3x1F+N/5-10 mm	60	60	230	40	34,5	10,5	5,5	Ø9	5	32

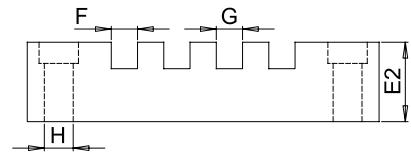
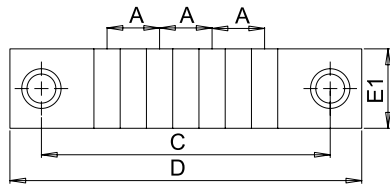
INDOOR TYPE INSULATORS (POLYESTER)

3x1F+N SUPPORT INSULATOR



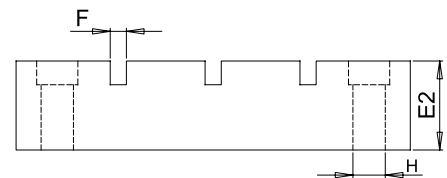
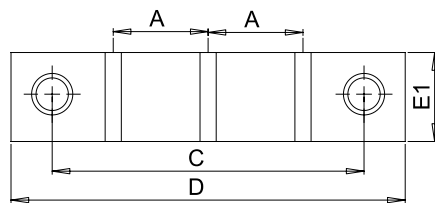
CODE	Type	Dimension								Min. Tensile kN	Box Qty.
		A	C	D	E1	E2	F1	F2	H		
POLT1013	3x1F+N/5-10 mm	74	74	269	30	28	11	6	Ø9,5	5	50

1x4F SUPPORT INSULATOR



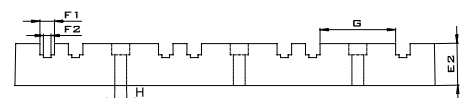
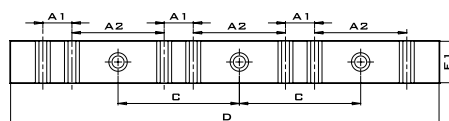
CODE	Type	Dimension								Min. Tensile kN	Box Qty.
		A	C	D	E1	E2	F1	F2	H		
POLT1004	1x4F/5 mm	22	110	134	31	29	5,5	10,5	Ø9	5	50
POLT1001	1x4F/10 mm	22	110	134	31	29	10,5	10,5	Ø9	5	50

3x1FK SUPPORT INSULATOR

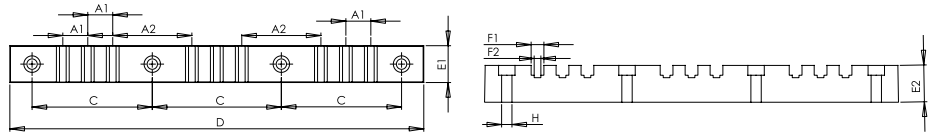



CODE	Type	Dimension								Min. Tensile kN	Box Qty.
		A	C	D	E1	E2	F1	F2	H		
POLT1003	3x1FK/5 mm Copper	33	110	134	31	29	5,5	27	Ø9	5	50

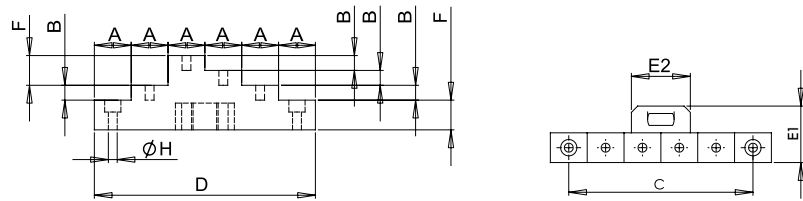
3x2F + N SUPPORT INSULATOR



CODE	Type	Dimension								Min. Tensile kN	Box Qty.	
		A1	A2	C	D	E1	E2	F1/F2	G			H
POLT1009	3x2F+N/5-10 mm	20,5	65	85,5	303	31	30	10,5/5,5	54,5	Ø8,5	5	50

INDOOR TYPE INSULATORS (POLYESTER)
3x3F SUPPORT INSULATOR


CODE	Type	Dimension											Min. Tensile kN	Box Qty.
		A1	A2	C1	C2	D	E1	E2	F1	F2	G	H		
POLT1010	3x3F/5-10 mm	20,5	65	98,75	106	340	30	30	10,5	5,5	10	Ø8,5	5	20

3x1FY+N SUPPORT INSULATOR


CODE	Type	Dimension								Min. Tensile kN	Box Qty.
		A	B	C	D	E1	E2	F	H		
POLT1006	3x1FY+N	25	10	125	150	38	40	20	Ø6	5	26

BUSBAR POT HOLDER


CODE	Type	Box Qty.
EMTİ-M8-M10	Pot Holder	100

EQUIPOTENTIAL GROUNDING BUSHBAR WITH INSULATOR


CODE	Type	Box Qty.
İR-303250	30 x 3 25 cm 7 Hole	1
İR-303300	30 x 3 30 cm 10 Hole	1
İR-305300	30 x 5 30 cm 7 Hole	1
İR-305400	30 x 5 40 cm 9 Hole	1
İR-305500	30 x 5 50 cm 12 Hole	1

PANEL PROJECT POCKET


- 7001
- 7035
- 9001

RAL 7032 CODE	RAL 7035 CODE	RAL 9001 CODE	SIZE	BOX
İRPCB-403	İRPCB-404	İRPCB-405	A4	50
İRPCB-503	İRPCB-504	İRPCB-505	A5	50

CABLE CARRIER



CODE	DESCRIPTION	Box Qty.
İR-7001	80 mm Cable Carrier	50

SIEMENS BELLOW



CODE	DESCRIPTION	Box Qty.
İRPKT-1050	Siemens Plastic Bellow 180 x 64 mm	60

* Used in MV cable entries against leaks

MEDIUM VOLTAGE SWITCHGEARS CABLE BELLOWS



CODE	DESCRIPTION	Box Qty.
İRPKT-1040	Ø60 Plastic Cable Bellow	100
İRPKT-1030	Ø100 Plastic Cable Bellow	120


MEDIUM VOLTAGE SWITCHGEARS CABLE HOLDER



* Used in MV cable entries.
* Inflammable and halogen-free
* Compatible for Ø50-80 mm cable

CODE	DESCRIPTION	Box Qty.
İRPKT-1020	Plastic Cable Holder	100

PLASTIC CLICK-FIT CABLE CLIPS



CODE	DESCRIPTION	Box Qty.
İR-5155	No. 1 Plastic Click-fit Cable Clips 2 x 1.5 / 2 x 2.5 / 2 x 4 / 2 x 6 / 3 x 1.5 / 4 x 1.5 / 3 x 2.5 / 4 x 2.5	100
İR-5156	No. 2 Plastic Click-fit Cable Clips 4 x 4 / 4 x 6	100
İR-5157	No. 3 Plastic Click-fit Cable Clips 4 x 10 NYM / 3 x 16 + 10 NYY	100
İR-5158	No. 4 Plastic Click-fit Cable Clips 3 x 25 + 16 / 3 x 35 + 16 / 3 x 50 + 25 NYY	25

PIPE AND CABLE FIXING ELEMENTS




CODE	DESCRIPTION	Box Qty.
İR-9001	Pipe and Cable Fixing Element (8-36)	750
İR-9002	Pipe and Cable Fixing Element (14-48)	250
İR-9003	Pipe and Cable Fixing Element (24-72)	250

PIPE AND CABLE CONNECTION RAIL



CODE	DESCRIPTION	Box Qty.
İRMR-9001	Galvanized Rail (8-36) (2 mt)	100
İRMR-9002	Galvanized Rail (14-48 / 24-72) (2 mt)	100

UPGM 203 FIBER GLASS PLATES



CODE	DESCRIPTION	Dimension (mm)		
		Thickness	Width	Height
İRCEP038001200	FIBER GLASS PLATE	3	800	1200
İRCEP058001200		5	800	1200
İRCEP108001200		10	800	1200
İRCEP158001000		15	800	1200
İRCEP208001200		20	800	1200
İRCEP258001200		25	800	1200
İRCEP308001200		30	800	1200
İRCET030301200	FIBER GLASS PLATE	3	30	1200
İRCET030401200		3	40	1200
İRCET030501200		3	50	1200
İRCET030601200		3	60	1200
İRCET050301200	FIBER GLASS PLATE	5	30	1200
İRCET050401200		5	40	1200
İRCET050501200		5	50	1200
İRCET050601200		5	60	1200
İRCET100301200	FIBER GLASS PLATE	10	30	1200
İRCET100401200		10	40	1200
İRCET100501200		10	50	1200
İRCET100601200		10	60	1200
İRCET150301200	FIBER GLASS PLATE	15	30	1200
İRCET150401200		15	40	1200
İRCET150501200		15	50	1200
İRCET150601200		15	60	1200
İRCET200301200	FIBER GLASS PLATE	20	30	1200
İRCET200401200		20	40	1200
İRCET200501200		20	50	1200
İRCET200601200		20	60	1200
İRCET250301200	FIBER GLASS PLATE	25	30	1200
İRCET250401200		25	40	1200
İRCET250501200		25	50	1200
İRCET250601200		25	60	1200
İRCET300301200	FIBER GLASS PLATE	30	30	1200
İRCET300401200		30	40	1200
İRCET300501200		30	50	1200
İRCET300601200		30	60	1200

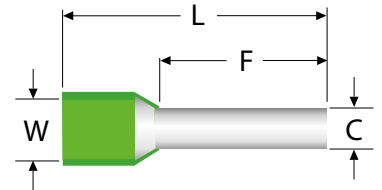


Range of Products;

- Insulated cord end terminal DIN Norm 46228
- Insulated twin cord end terminal DIN Norm 46228
- Non - Insulated cord end terminals DIN 46228
- Insulated ring type terminals
- Insulated fork type terminals
- Hook type insulated terminals (Extra Double terminaled)
- Non-Insulated (Welded) fork type terminals
- Insulated Pin type terminals
- Insulated Blade type terminals
- Insulated Bullet male type terminals
- Insulated Bullet Female type terminals
- Insulated FASTON female type terminals (Extra double terminaled)
- Full Insulated FASTON Female terminals (Extra double terminaled)

CORD END TERMINALS

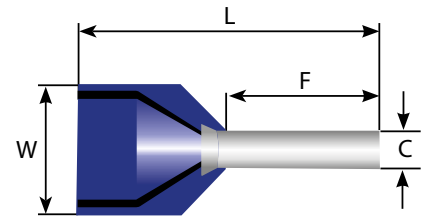
INSULATED CORD END TERMINAL DIN NORM



COLOUR CODES		
FRENCH	GERMAN	DIN

	CODE	CABLE CROSS SECTION (mm ²)	F	L	C	W	PCS/BOX
ST	ONKA-8005	0,34	8,0	12,0	0,80	1,9	1.000
	ONKA-8006	0,50	6,0	12,0	1,00	2,6	1.000
ST	ONKA-8007	0,50	8,0	14,0	1,00	2,6	1.000
	ONKA-8008	0,50	10,0	16,0	1,00	2,6	1.000
	ONKA-8009	0,75	6,0	12,0	1,20	2,8	1.000
ST	ONKA-8010	0,75	8,0	14,0	1,20	2,8	1.000
	ONKA-8011	0,75	10,0	16,0	1,20	2,8	1.000
	ONKA-8012	0,75	12,0	18,0	1,20	2,8	1.000
	ONKA-8013	1,00	6,0	12,0	1,40	3,0	1.000
ST	ONKA-8014	1,00	8,0	14,0	1,40	3,0	1.000
	ONKA-8015	1,00	10,0	16,0	1,40	3,0	1.000
	ONKA-8016	1,00	12,0	18,0	1,40	3,0	1.000
ST	ONKA-8017	1,50	8,0	14,0	1,70	3,5	500
	ONKA-8018	1,50	10,0	16,0	1,70	3,5	500
	ONKA-8019	1,50	12,0	18,0	1,70	3,5	500
	ONKA-8020	1,50	18,0	24,0	1,70	3,5	500
ST	ONKA-8021	2,50	8,0	14,0	2,20	4,2	500
	ONKA-8022	2,50	10,0	16,0	2,20	4,2	500
	ONKA-8023	2,50	12,0	18,0	2,20	4,2	500
	ONKA-8024	2,50	18,0	24,0	2,20	4,2	500
ST	ONKA-8025	4,00	10,0	17,0	2,80	4,8	200
	ONKA-8026	4,00	12,0	20,0	2,80	4,8	200
	ONKA-8027	4,00	18,0	26,0	2,80	4,8	200
ST	ONKA-8028	6,00	12,0	20,0	3,50	6,3	200
	ONKA-8029	6,00	18,0	26,0	3,50	6,3	200
ST	ONKA-8030	10	12,0	22,0	4,50	7,6	100
	ONKA-8031	10	18,0	28,0	4,50	7,6	100
ST	ONKA-8032	16	12,0	24,0	5,80	8,8	100
	ONKA-8033	16	18,0	28,0	5,80	8,8	75
ST	ONKA-8034	25	16,0	30,0	7,30	11,2	50
	ONKA-8156	25	18,0	32,0	7,30	11,2	50
	ONKA-8035	25	22,0	36,0	7,30	11,2	50
ST	ONKA-8036	35	16,0	30,0	8,30	12,7	50
	ONKA-8037	35	18,0	32,0	8,30	12,7	25
	ONKA-8038	35	25,0	39,0	8,30	12,7	25
ST	ONKA-8039	50	20,0	36,0	10,30	15,0	25
	ONKA-8040	50	25,0	40,0	10,30	15,0	25
ST	ONKA-8041	70	21,0	37,0	13,50	16,0	10
ST	ONKA-8042	95	25,0	44,0	14,70	18,0	10
ST	ONKA-8043	120	27,0	48,0	16,70	20,0	10
ST	ONKA-8044	150	32,0	58,0	19,50	23,0	10

INSULATED CORD END TERMINAL DIN NORM



Made of copper (nickel plated)

According to DIN 46228

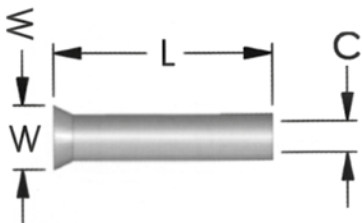
Standard insulated with polyamide,

working temperature

-40 °C - 105 °C

COLOUR CODES		
FRENCH	GERMAN	DIN


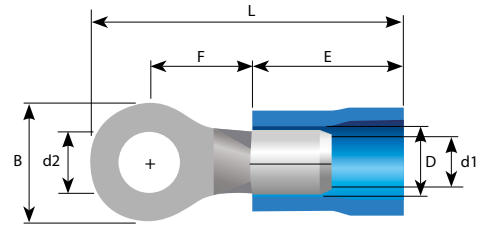
	CODE	CABLE CROSS SECTION (mm ²)	F	L	C	W	PCS/BOX
ST	ONKA-8161	2 x 0,50	8,0	15,0	1,5	2,5 / 4,7	500
	ONKA-8162	2 x 0,75	0,8	15,0	1,8	2,8 / 5,0	500
ST	ONKA-8163	2 x 0,75	10,0	17,0	1,8	2,8 / 5,0	500
	ONKA-8164	2 x 1,0	8,0	15,0	2,05	3,4 / 5,4	500
ST	ONKA-8165	2 x 1,0	10,0	17,0	2,05	3,4 / 5,4	500
	ONKA-8166	2 x 1,5	8,0	16,0	2,3	3,6 / 6,6	500
ST	ONKA-8528	2 x 1,5	10,0	16,0	2,3	3,6 / 6,6	500
	ONKA-8167	2 x 1,5	12,0	20,0	2,3	3,6 / 6,6	500
	ONKA-8168	2 x 2,5	10,0	18,5	2,8	4,2 / 7,8	250
ST	ONKA-8169	2 x 2,5	13,0	21,5	2,8	4,2 / 7,8	250
	ONKA-8170	2 x 4,0	12,0	23,0	3,7	4,9 / 8,8	100
ST	ONKA-8171	2 x 6,0	14,0	26,0	4,8	6,9 / 10,0	100
	ONKA-8172	2 x 10,0	14,0	26,5	6,4	7,6 / 12,8	50
ST	ONKA-8173	2 x 16,0	14,0	31,5	8,3	9,6 / 18,6	50

NON - INSULATED CORD END TERMINALS DIN 46228


CODE	CABLE CROSS SECTION (mm ²)	L	C	W	PCS/BOX
ONKA - 8100	0.50	6.0	1.0	2.1	1.000
ONKA - 8101	0.50	8.0	1.0	2.1	1.000
ONKA - 8102	0.50	10.0	1.0	2.1	1.000
ONKA - 8103	0.75	6.0	1.2	2.3	1.000
ONKA - 8104	0.75	8.0	1.2	2.3	1.000
ONKA - 8105	0.75	10.0	1.2	2.3	1.000
ONKA - 8107	1.0	8.0	1.4	2.5	1.000
ONKA - 8108	1.0	10.0	1.4	2.5	1.000
ONKA - 8109	1.0	12.0	1.4	2.5	1.000
ONKA - 8111	1.5	8.0	1.7	2.8	1.000
ONKA - 8112	1.5	10.0	1.7	2.8	1.000
ONKA - 8113	1.5	12.0	1.7	2.8	1.000
ONKA - 8115	2.5	8.0	2.2	3.4	1.000
ONKA - 8116	2.5	10.0	2.2	3.4	1.000
ONKA - 8117	2.5	12.0	2.2	3.4	1.000
ONKA - 8118	4.0	8.0	2.8	4.0	1000
ONKA - 8120	4.0	10.0	2.8	4.0	1000
ONKA - 8121	4.0	12.0	2.8	4.0	1000
ONKA - 8122	4.0	15.0	2.8	4.0	1000
ONKA - 8123	4.0	18.0	2.8	4.0	1000
ONKA - 8124	6.0	10.0	3.5	4.7	500
ONKA - 8125	6.0	12.0	3.5	4.7	500
ONKA - 8126	6.0	15.0	3.5	4.7	500
ONKA - 8127	6.0	18.0	3.5	4.7	500
ONKA - 8128	10.0	12.0	4.5	5.8	200
ONKA - 8129	10.0	15.0	4.5	5.8	200
ONKA - 8130	10.0	18.0	4.5	5.8	200
ONKA - 8131	16.0	12.0	5.8	7.5	100
ONKA - 8132	16.0	15.0	5.8	7.5	100
ONKA - 8133	16.0	18.0	5.8	7.5	100
ONKA - 8134	25.0	15.0	7.3	9.5	100
ONKA - 8135	25.0	16.0	7.3	9.5	100
ONKA - 8136	25.0	18.0	7.3	9.5	100
ONKA - 8137	25.0	22.0	7.3	9.5	100
ONKA - 8138	35.0	16.0	8.3	11.0	75
ONKA - 8139	35.0	18.0	8.3	11.0	75
ONKA - 8140	35.0	20.0	8.3	11.0	75
ONKA - 8141	35.0	25.0	8.3	11.0	75
ONKA - 8142	50.0	18.0	10.3	13.0	25
ONKA - 8143	50.0	20.0	10.3	13.0	25
ONKA - 8144	50.0	25.0	10.3	13.0	25
ONKA - 8146	70.0	25.0	13.5	15.3	10
ONKA - 8148	95.0	25.0	14.7	16.6	10
ONKA - 8151	120.0	32.0	16.7	18.0	10
ONKA - 8153	150.0	32.0	19.5	21.5	10


Made of copper (nickel plated) according to DIN 46228 standard

INSULATED RING TYPE TERMINALS




0,5 ~ 1,5 mm²
Cable Cross Section

CODE	METRIC DIMENSION (d2)	B	L	F	E	D	d1	PCS/BOX
ONKA-8045	3.2	5.5	16.7	4.0	10.0	4.1	1.7	200
ONKA-8047	3.7	6.6	19.6	6.3	10.0	4.1	1.7	200
ONKA-8049	4.3	6.6	19.6	6.3	10.0	4.1	1.7	200
ONKA-8050	4.3	8.0	21.0	7.0	10.0	4.1	1.7	200
ONKA-8051	5.3	8.0	21.0	7.0	10.0	4.1	1.7	200
ONKA-8052	6.5	11.6	26.8	11.1	10.0	4.1	1.7	200
ONKA-8053	8.4	11.6	26.8	11.1	10.0	4.1	1.7	200
ONKA-8054	10.5	13.6	30.7	13.9	10.0	4.1	1.7	100
ONKA-8055	13	19.2	35.6	16.0	10.0	4.1	1.7	100




1,5 ~ 2,5 mm²
Cable Cross Section

ONKA-8056	3.2	6.4	17.5	4.3	10.0	4.5	2.3	200
ONKA-8058	3.7	6.6	19.5	6.3	10.0	4.5	2.3	200
ONKA-8059	3.7	8.5	22.0	7.8	10.0	4.5	2.3	200
ONKA-8060	4.3	6.6	19.5	6.3	10.0	4.5	2.3	200
ONKA-8086	4.3	8.5	22.0	7.8	10.0	4.5	2.3	200
ONKA-8087	5.3	8.5	22.0	7.8	10.0	4.5	2.3	200
ONKA-8088	5.3	9.5	22.0	7.3	10.0	4.5	2.3	200
ONKA-8089	6.5	12.0	27.0	11.0	10.0	4.5	2.3	200
ONKA-8090	8.4	12.0	27.0	11.0	10.0	4.5	2.3	200
ONKA-8091	10.5	13.6	30.7	13.9	10.0	4.5	2.3	100
ONKA-8092	13.0	19.2	35.6	16.0	10.0	4.5	2.3	100



4,0 ~ 6,0 mm²
Cable Cross Section

ONKA-8093	4.3	7.2	22.0	5.9	12.5	6.5	3.4	75
ONKA-8094	4.3	9.5	25.5	8.3	12.5	6.5	3.4	75
ONKA-8095	5.3	9.5	25.5	8.3	12.5	6.5	3.4	75
ONKA-8096	6.5	12.0	29.0	10.5	12.5	6.5	3.4	75
ONKA-8097	8.4	15.0	33.7	13.7	12.5	6.5	3.4	75
ONKA-8098	10.5	15.0	33.7	13.7	12.5	6.5	3.4	75
ONKA-8099	13.0	19.2	38.1	16.0	12.5	6.5	3.4	75

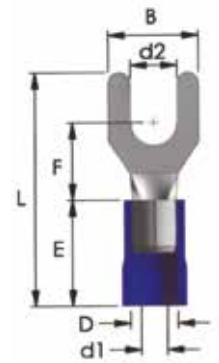


8,0 ~ 10,0 mm²,
Cable Cross Section

ONKA-8158	4.3	12.0	32.5	9.7	17.0	8.0	4.5	50
ONKA-8159	5.3	12.0	32.5	9.7	17.0	8.0	4.5	50
ONKA-8160	6.7	12.0	32.5	9.7	17.0	8.0	4.5	50
ONKA-8174	5.3	15.0	38.0	13.8	17.0	8.0	4.5	50
ONKA-8175	6.7	15.0	38.0	13.8	17.0	8.0	4.5	50
ONKA-8176	8.4	15.0	38.0	13.8	17.0	8.0	4.5	50
ONKA-8177	10.5	15.0	38.0	13.8	17.0	8.0	4.5	50

INSULATED FORK TYPE TERMINALS


Made of copper (nickel plated) according to DIN 46237 standard, insulated with PVC. Working temperature 105 °C resistive 600 volts



0,5 ~ 1,5 mm²
Cable Cross Section

CODE	METRIC DIMENSION (d2)	B	L	F	E	D	d1	PCS/BOX
ONKA - 8061	3.2	5.8	21.0	6.3	10.0	4.1	1.7	200
ONKA - 8062	3.7	6.4	20.6	6.3	10.0	4.1	1.7	200
ONKA - 8063	3.7	7.2	21.0	6.3	10.0	4.1	1.7	200
ONKA - 8064	4.3	6.4	20.6	6.3	10.0	4.1	1.7	200
ONKA - 8065	4.3	7.2	21.0	6.3	10.0	4.1	1.7	200
ONKA - 8066	5.3	8.0	21.0	7.0	10.0	4.1	1.7	200
ONKA - 8067	5.3	9.5	21.0	7.0	10.0	4.1	1.7	200
ONKA - 8068	6.5	12.0	27.2	11.0	10.0	4.1	1.7	200
ONKA - 8069	8.4	12.0	27.2	11.0	10.0	4.1	1.7	100



1,5 ~ 2,5 mm²
Cable Cross Section

ONKA - 8070	3.2	5.8	21.0	6.3	10.0	4.5	2.3	200
ONKA - 8071	3.7	6.4	21.0	6.3	10.0	4.5	2.3	200
ONKA - 8072	4.3	6.4	21.0	6.3	10.0	4.5	2.3	200
ONKA - 8073	4.3	7.2	21.2	6.5	10.0	4.5	2.3	200
ONKA - 8074	5.3	9.5	22.0	7.2	10.0	4.5	2.3	200
ONKA - 8075	6.5	12.0	27.2	11.0	10.0	4.5	2.3	200
ONKA - 8076	8.4	12.0	27.2	11.0	10.0	4.5	2.3	100



4,0 ~ 6,0 mm²
Cable Cross Section

ONKA - 8580	3.7	7.2	25.2	7.5	12.5	6.5	3.4	75
ONKA - 8077	4.3	8.5	25.2	7.5	12.5	6.5	3.4	75
ONKA - 8078	4.3	9.5	25.2	7.5	12.5	6.5	3.4	75
ONKA - 8079	5.3	9.5	25.2	7.5	12.5	6.5	3.4	75
ONKA - 8080	6.5	9.5	25.2	7.5	12.5	6.5	3.4	75
ONKA - 8081	6.5	12.0	31.2	12.0	12.5	6.5	3.4	75
ONKA - 8082	8.4	13.5	30.0	10.5	12.5	6.5	3.4	75



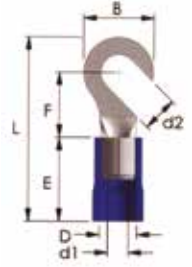
8.0 ~ 10.0 mm²,
Cable Cross Section

ONKA - 8083	4.3	8.2	29.0	8.1	17.0	8.0	4.5	50
ONKA - 8084	5.3	9.0	29.0	8.1	17.0	8.0	4.5	50
ONKA - 8085	6.5	10.8	30.5	8.6	17.0	8.0	4.5	50

HOOK TYPE INSULATED TERMINALS (EXTRA DOUBLE TERMINALED)



Made of brass (tin plated), Insulated with PVC,
Working temperature 75 °C, Resistive to 300 volts



0,5 ~ 1,5 mm²
Cable Cross Section

CODE	METRIC DIMENSION (d2)	B	L	F	E	D	d1	PCS/BOX
ONKA - 8290	4.3	8.0	21.0	7.0	10.0	4.1	1.7	100
ONKA - 8291	5.3	8.0	21.0	7.0	10.0	4.1	1.7	100
ONKA - 8292	6.5	11.6	26.8	11.1	10.0	4.1	1.7	100



1,5 ~ 2,5 mm²
Cable Cross Section

ONKA - 8293	4.3	8.5	22.0	7.8	10.0	4.5	2.3	100
ONKA - 8294	5.3	9.5	22.0	7.3	10.0	4.5	2.3	100
ONKA - 8295	6.5	12.0	27.0	11.0	10.0	4.5	2.3	100

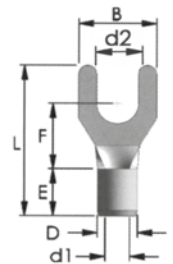


4,0 ~ 6,0 mm²
Cable Cross Section


ONKA - 8296	4.3	9.5	25.5	8.3	12.5	6.5	3.4	50
ONKA - 8297	5.3	9.5	25.0	8.3	12.5	6.5	3.4	50
ONKA - 8298	6.5	12.0	29.0	10.5	12.5	6.5	3.4	50

NON-INSULATED (WELDED) FORK TYPE TERMINALS

Made of brass (tin plated),
Working temperature 75 °C, Resistive to 300 volts



CODE	METRIC DIMENSION (d2)	B	L	F	E	D	d1	PCS/BOX
ONKA - 8301	3.2	5.8	16.0	6.3	5.0	3.4	1.7	1.000
ONKA - 8302	4.3	7.2	16.0	6.3	5.0	3.4	1.7	1.000
ONKA - 8303	5.3	8.0	16.0	7.0	5.0	3.4	1.7	1.000
ONKA - 8304	6.5	9.5	16.0	7.0	5.0	3.4	1.7	1.000
ONKA - 8305	8.4	12.0	22.2	11.0	5.0	3.4	1.7	1.000
ONKA - 8306	3.2	5.8	16.0	6.3	5.0	4.1	2.3	1.000
ONKA - 8307	4.3	7.2	16.2	6.5	5.0	4.1	2.3	1.000
ONKA - 8308	5.3	8.5	17.0	7.3	5.0	4.1	2.3	1.000
ONKA - 8309	6.5	9.5	17.0	7.3	5.0	4.1	2.3	1.000
ONKA - 8310	8.4	12.0	22.0	11.0	5.0	4.1	2.3	1.000
ONKA - 8311	4.3	8.5	18.7	7.5	6.0	5.6	3.4	500
ONKA - 8312	5.3	9.5	18.7	7.5	6.0	5.6	3.4	500
ONKA - 8313	6.5	9.5	18.7	7.5	6.0	5.6	3.4	500
ONKA - 8314	8.4	13.5	23.5	10.5	6.0	5.6	3.4	500
ONKA - 8315	4.3	8.2	20.5	8.1	8.5	7.2	4.5	500
ONKA - 8316	5.3	9.0	20.5	8.1	8.5	7.2	4.5	500
ONKA - 8317	6.5	10.8	22.5	8.6	8.5	7.2	4.5	500

INSULATED PIN TYPE TERMINALS


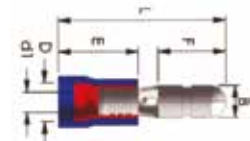



CODE	B	L	F	E	D	d1	PCS/BOX
ONKA-8186	1.9	20.5	10.5	10.0	4.1	1.7	200
ONKA-8187	1.9	20.5	10.5	10.0	4.5	2.3	200
ONKA-8188	1.9	22.5	12.5	10.0	4.5	2.3	200
ONKA-8189	1.9	28.5	18.5	10.0	4.5	2.3	200
ONKA-8190	2.8	26.2	13.7	12.5	6.5	3.4	100

Made of copper (Tin Plated), insulated with PVC, working temperature 75 °C, resistive to 600 volts

INSULATED BLADE TYPE TERMINALS

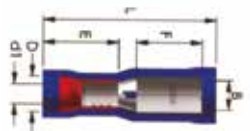

Made of copper (tin plated) insulated with NYLON, working temperature 105 °C resistive to 600 volts

CODE	B	L	F	E	D	d1	PCS/BOX
ONKA-8191	2.4	21.5	10.5	11.0	4.1	1.7	100
ONKA-8192	3.0	22.0	11.0	11.0	4.1	1.7	100
ONKA-8193	3.0	25.0	14.0	11.0	4.1	1.7	100
ONKA-8194	2.8	20.0	9.0	11.0	4.5	2.3	100
ONKA-8195	2.4	29.0	18.0	11.0	4.5	2.3	100
ONKA-8196	3.0	31.0	18.0	13.0	6.5	3.4	100

INSULATED BLADE TYPE TERMINALS


CODE	B	L	F	E	D	d1	PCS/BOX
ONKA-8200	4.0	8.5	21.0	10.0	4.3	1.7	100
ONKA-8201	4.0	8.5	21.0	10.0	4.3	2.3	100
ONKA-8202	5.0	8.5	21.0	10.0	5.0	2.3	100
ONKA-8203	5.0	8.5	23.5	13.0	6.5	3.4	100

Made of copper (Tin Plated), insulated with PVC, working temperature 75 °C, resistive to 300 volts

INSULATED BULLET FEMALE TYPE TERMINALS


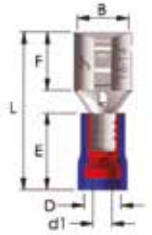
CODE	B	L	F	E	D	d1	PCS/BOX
ONKA-8210	4.0	9.0	23.5	11.0	4.3	1.7	100
ONKA-8211	4.0	9.0	23.5	11.0	5.0	2.3	100
ONKA-8212	5.0	9.0	23.5	11.0	5.0	2.3	100
ONKA-8213	5.0	9.0	25.0	13.0	6.5	3.4	100

Made of copper (Tin Plated), insulated with PVC, working temperature 75 °C, resistive to 300 volts

INSULATED FASTON FEMALE TYPE TERMINALS (EXTRA DOUBLE TERMINALED)



Made of brass (tin plated), Insulated with PVC,
Working temperature 75 °C, Resistive to 300 volts



0,5 ~ 1,5 mm²
Cable Cross Section



1,5 ~ 2,5 mm²
Cable Cross Section



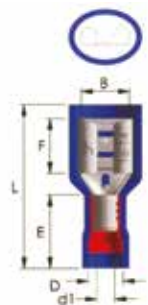
4,0 ~ 6,0 mm²
Cable Cross Section

CODE	SOCKET WIDTH	B	F	L	E	D	d1	PCS/BOX
ONKA - 8230	0.5 x 2.8	3.2	6.4	18.5	10.0	4.3	1.7	200
ONKA - 8231	0.8 x 2.8	3.2	6.4	18.5	10.0	4.3	1.7	200
ONKA - 8232	0.5 x 4.8	5.0	6.5	19.0	10.0	4.3	1.7	200
ONKA - 8233	0.8 x 4.8	5.0	6.5	19.0	10.0	4.3	1.7	200
ONKA - 8234	0.8 x 6.4	6.6	7.9	21.0	10.0	4.3	1.7	200
ONKA - 8235	0.8 x 8.0	8.4	10.0	24.0	10.0	4.3	1.7	200
ONKA - 8236	0.5 x 2.8	3.2	6.4	18.5	10.0	5.0	2.3	150
ONKA - 8237	0.8 x 2.8	3.2	6.4	18.5	10.0	5.0	2.3	150
ONKA - 8238	0.5 x 4.8	5.0	6.5	19.0	10.0	5.0	2.3	150
ONKA - 8239	0.8 x 4.8	5.0	6.5	19.0	10.0	5.0	2.3	150
ONKA - 8240	0.8 x 6.4	6.6	7.9	21.0	10.0	5.0	2.3	150
ONKA - 8241	0.8 x 8.0	8.4	10.0	24.0	10.0	5.0	2.3	150
ONKA - 8242	1.2 x 9.5	9.5	12.5	29.0	10.0	5.0	2.3	150
ONKA - 8243	0.8 x 6.4	6.6	7.9	23.5	12.5	6.5	3.4	100
ONKA - 8244	1.2 x 9.5	9.9	12.5	28.5	12.5	6.5	3.4	100

PVC FULL INSULATED FASTON FEMALE TERMINALS (EXTRA DOUBLE TERMINALED)



Made of brass (tin plated), Insulated with PVC,
Working temperature 75 °C, Resistive to 300 volts



0,5 ~ 1,5 mm²
Cable Cross Section



1,5 ~ 2,5 mm²
Cable Cross Section

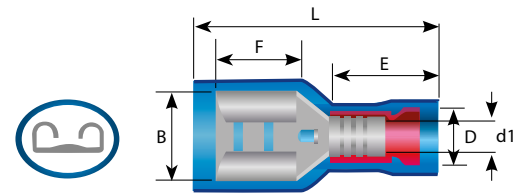


4,0 ~ 6,0 mm²
Cable Cross Section

CODE	SOCKET WIDTH	B	F	L	E	D	d1	PCS/BOX
ONKA - 8250	0.5 x 2.8	3.2	6.4	19.0	10.0	4.3	1.7	200
ONKA - 8251	0.8 x 2.8	3.2	6.4	19.0	10.0	4.3	1.7	200
ONKA - 8252	0.5 x 4.8	5.0	6.5	20.0	10.0	4.3	1.7	200
ONKA - 8253	0.8 x 4.8	5.0	6.5	20.0	10.0	4.3	1.7	200
ONKA - 8254	0.8 x 6.4	6.6	7.9	22.0	10.0	4.3	1.7	100
ONKA - 8255	0.5 x 2.8	3.2	6.4	19.0	10.0	5.0	2.3	100
ONKA - 8256	0.8 x 2.8	3.2	6.4	19.0	10.0	5.0	2.3	100
ONKA - 8257	0.5 x 4.8	5.0	6.5	20.0	10.0	5.0	2.3	100
ONKA - 8258	0.8 x 4.8	5.0	6.5	20.0	10.0	5.0	2.3	100
ONKA - 8259	0.8 x 6.4	6.6	7.9	22.0	10.0	5.0	2.3	100
ONKA - 8260	0.8 x 6.4	6.6	7.9	25.0	13.0	6.5	3.4	75

POLIYAMIDE FULL INSULATED FASTON MALE TYPE TERMINALS


Made of brass (tin plated),
Insulated with Polyamide,
Working temperature 105 °C,
Resistive to 300 volts



CODE	SOCKET WIDTH	B	F	L	E	D	d1	PCS/BOX
ONKA - 8529	0.8 x 2.8	2.8	19.0	10.5	4.2	1.7	1.7	100
ONKA - 8261	0.8 x 6.4	6.4	22.0	10.5	4.2	1.7	1.7	100




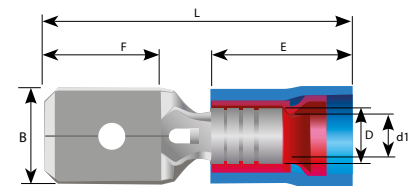
ONKA - 8262	0.8 x 6.4	6.4	7.9	22.0	10.5	4.9	2.3	100
--------------------	-----------	-----	-----	------	------	-----	-----	-----



ONKA-8263	0.8 x 6.4	6.4	24.5	13.0	6.5	3.4	3.4	100
------------------	-----------	-----	------	------	-----	-----	-----	-----

INSULATED FASTON MALE TYPE TERMINALS



Made of brass (tin plated),
Insulated with PVC,
Working temperature 75 °C,
300 Volts Resistive



CODE	SOCKET WIDTH	B	F	L	E	D	d1	PCS/BOX
ONKA - 8264	0.5 x 2.8	2.8	7.0	19.2	10.0	4.3	1.7	200
ONKA - 8265	0.8 x 2.8	2.8	7.8	20.5	10.0	4.3	1.7	200
ONKA - 8266	0.5 x 4.8	4.8	7.0	19.2	10.0	4.3	1.7	200
ONKA - 8267	0.8 x 4.8	4.8	7.8	20.5	10.0	4.3	1.7	200
ONKA - 8268	0.8 x 6.4	6.4	7.8	21.2	10.0	4.3	1.7	200

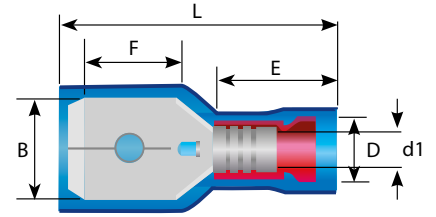
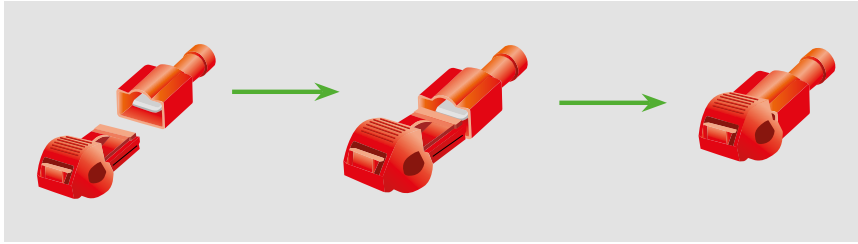


ONKA - 8269	0.5 x 2.8	2.8	7.0	19.2	10.0	5.0	2.3	150
ONKA - 8270	0.8 x 2.8	2.8	7.8	20.5	10.0	5.0	2.3	150
ONKA - 8271	0.5 x 4.8	4.8	7.0	19.2	10.0	5.0	2.3	150
ONKA - 8272	0.8 x 4.8	4.8	7.8	20.5	10.0	5.0	2.3	150
ONKA - 8273	0.8 x 6.4	6.4	7.8	21.2	10.0	5.0	2.3	150




ONKA-8274	0.8 x 6.4	6.4	7.8	23.7	12.5	6.5	3.4	100
------------------	-----------	-----	-----	------	------	-----	-----	-----

FULLY INSULATED MALE TERMINAL & T CONNECTION TERMINAL



0,5 ~ 1,5 mm²
Cable Cross Section
22~16 AWG



1,5 ~ 2,5 mm²
Cable Cross Section
16~14 AWG



4,0 ~ 6,0 mm²
Cable Cross Section
12~10 AWG

CODE	CABLE CROSS SECTION (mm ²)	B	F	L	E	D	d1	PCS/BOX
ONKA-M1-6.4AFC	0.5 x 1.5	6.35	7.9	23.5	10.5	4.2	1.7	100
ONKA-M2-6.4AFC	1.5 x 2.5	6.35	7.9	23.5	10.5	4.9	2.3	100
ONKA-M5-6.4AFC	4.0 x 6.0	6.35	7.9	27.0	13.0	6.5	3.4	100

INSULATED BUTT CONNECTOR



Made of brass (tin plated),
Insulated with PVC,
Working temperature 75 °C,
300 Volts Resistive

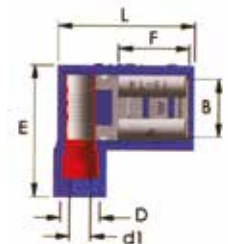


CODE	CABLE CROSS SECTION (mm ²)	L	d	D	PCS/BOX
ONKA-8215	0.5 x 1.5	26.0	1.7	4.1	200
ONKA-8216	1.5 x 2.5	26.0	2.3	4.5	200
ONKA-8217	4.0 x 6.0	27.0	3.4	6.5	100


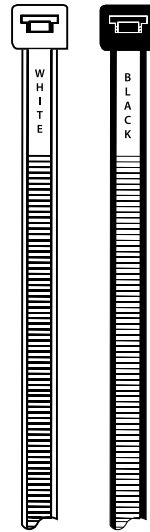
INSULATED FLAG TERMINAL



Made of brass (tin plated),
Insulated with PVC,
Working temperature 105 °C,
300 Volts Resistive



CODE	CABLE CROSS SECTION (mm ²)	COLOR	SOCKET WIDTH	B	F	L	E	D	d1	PCS/BOX
ONKA-8225	0.5 x 1.5	Red	0.8 x 6.4	6.6	7.9	16.1	15.0	4.5	1.7	100
ONKA-8226	1.5 x 2.5	Blue	0.8 x 6.4	6.6	7.9	16.1	15.0	4.5	2.7	100

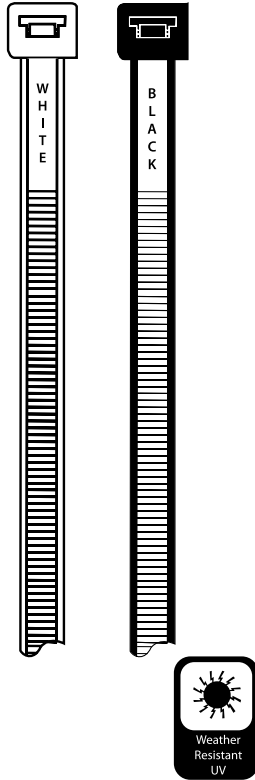
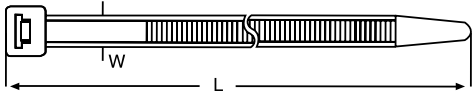


Range of Products;

- Standard Cable Ties
- Standard Cable Ties (Coloured)
- Stainless type (AISI 304 - 316) Metal Cable Ties
- Cable Tie mounts (Self adhesive & Screwed)
- Heat shrink tubing


CABLE TIES HEAT SHRINKS

STANDARD CABLE TIES



CODE	L	W	MAX.DIA	TENSILE STRENGTH (kg)	PCS	CARTON
ONKA-8480	100	2,5	22	8,00	100 / 1000	26.000
ONKA-8432	150	2,5	35	8,00	100 / 1000	20.000
ONKA-8482	200	2,5	50	8,00	100 / 1000	18.000
ONKA-8483	140	3,5	31	18,00	100 / 1000	12.000
ONKA-8484	200	3,5	50	18,00	100 / 1000	10.000
ONKA-8485	250	3,5	65	18,00	100 / 1000	8.000
ONKA-8486	280	3,5	74	18,00	100 / 1000	8.000
ONKA-8487	370	3,5	98	18,00	100 / 1000	6.000
ONKA-8489	200	4,5	50	22,00	100	7.000
ONKA-8490	250	4,5	65	22,00	100	6.000
ONKA-8491	300	4,5	80	22,00	100	5.000
ONKA-8492	370	4,5	102	22,00	100	4.000
ONKA-8493	430	4,5	120	22,00	100	3.000
ONKA-8495	300	7,5	75	55,00	100	3.000
ONKA-8496	370	7,5	98	55,00	100	2.500
ONKA-8497	450	7,5	120	55,00	100	2.000
ONKA-8498	550	7,5	155	55,00	100	1.500
ONKA-8514	750	7,5	220	55,00	100	1.200
ONKA-8507	600	9,0	165	80,00	100	1.200
ONKA-8502	710	9,0	205	80,00	100	1.200
ONKA-8524	760	9,0	220	80,00	100	1.200
ONKA-8504	900	9,0	260	80,00	100	1.200

STANDARD CABLE TIES (COLOURED)



CODE	L	W	MAX.DIA	TENSILE STRENGTH (kg)	PCS	CARTON
ONKA - 8178	100	2.5	22	8.1	1000	80.000
ONKA - 8179	140	2.5	40	8.1	100	50.000
ONKA - 8180	200	2.5	53	8.1	100	35.000
ONKA - 8181	150	3.6	35	18.2	100	30.000
ONKA - 8182	200	3.6	53	18.2	100	25.000
ONKA - 8183	250	3.6	65	18.2	100	20.000
ONKA - 8184	300	3.6	76	18.2	100	20.000
ONKA - 8152	200	4.8	50	22.2	100	17.000
ONKA - 8154	250	4.8	65	22.2	100	15.000
ONKA - 8185	300	4.8	76	22.2	100	15.000
ONKA - 8205	370	4.8	102	22.2	100	12.000
ONKA - 8209	370	8.0	102	54.5	100	6.000
ONKA - 8218	450	8.0	127	54.5	100	3.500
ONKA - 8219	530	8.0	140	54.5	100	3.000

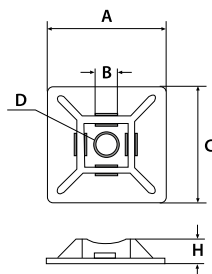
ONKA products are made of nylon 66 raw material which is supplied by Dupont™ Zytel. Its working temperature is between -40 °C and 85 °C. It has self-extinguishing characteristic according to UL 94/V2 norm. High quality ONKA cable ties have high resistivity against materials like benzine, motorin, oil, dye, vernic. We keep stocks cable ties of white-black and all the other colors given. Please contact us for different color requirements. Our products also have UV types for external usage.

STAINLESS STEEL TYPE (AISI 304) METAL CABLE TIES


CODE	L	W	MAX. BUNDLE DIA	TENSILE STRENGTH (kg)	BAG PCS	BOX PCS
ONKA - 8600	127	4.6	25.0	46	100	8000
ONKA - 8601	152	4.6	37.0	46	100	8000
ONKA - 8602	201	4.6	50.0	46	100	6000
ONKA - 8603	266	4.6	69.0	46	100	6000
ONKA - 8604	300	4.6	76.0	46	100	4000
ONKA - 8605	362	4.6	102	46	100	4000
ONKA - 8606	521	4.6	152	46	100	3000
ONKA - 8607	679	4.6	203	46	100	2000
ONKA - 8608	838	4.6	254	46	100	2000
ONKA - 8609	152	7.9	25.0	114	100	4000
ONKA - 8610	201	7.9	50.0	114	100	3000
ONKA - 8611	266	7.9	69.0	114	100	3000
ONKA - 8612	300	7.9	76.0	114	100	2000
ONKA - 8613	362	7.9	102	114	100	2000
ONKA - 8614	521	7.9	152	114	100	1500
ONKA - 8615	679	7.9	203	114	100	1000
ONKA - 8616	838	7.9	254	114	100	1000

STAINLESS STEEL TYPE (AISI 304) METAL CABLE TIES PVC PLATED


CODE	L	W	MAX. BUNDLE DIA	TENSILE STRENGTH (kg)	BAG PCS	BOX PCS
GTME-PVC-127 ST	127	4.6	15	55	100	8000
GTME-PVC-152 ST	152	4.6	44	55	100	8000
GTME-PVC-201 ST	201	4.6	51	55	100	6000
GTME-PVC-266 ST	266	4.6	69	55	100	6000
GTME-PVC-300 ST	300	4.6	76	55	100	4000
GTME-PVC-362 ST	362	4.6	102	55	100	4000
GTME-PVC-521 ST	521	4.6	152	55	100	3000
GTME-PVC-679 ST	679	4.6	203	55	100	2000
GTME-PVC-838 ST	838	4.6	254	55	100	2000
GTME-PVC-152 HD	152	7.9	44	120	100	4000
GTME-PVC-201 HD	201	7.9	51	120	100	3000
GTME-PVC-266 HD	266	7.9	69	120	100	3000
GTME-PVC-300 HD	300	7.9	76	120	100	2000
GTME-PVC-362 HD	362	7.9	102	120	100	2000
GTME-PVC-521 HD	521	7.9	152	120	100	1500
GTME-PVC-679 HD	679	7.9	203	120	100	1000
GTME-PVC-838 HD	838	7.9	254	120	100	1000

CABLE TIE MOUNTS (SELF ADHESIVE & SCREWED)


CODE	A	B	C	D	H	BOX
ONKA - 8391	19	3.6	19	Ø3.2	4.0	100
ONKA - 8392	28	4.8	28	Ø3.2	4.5	100

Features: 1mm band thickness, 120°C resistance, 96kg/m3, 60dk fully stickness

HEAT SHRINK TUBING (+125 OC / -55 OC, 600V, POLYOLEFIN)



2/1 HEAT SHRINK TUBING BLACK

Code	Sections		Before Shrinking (mm)		After Shrinking (mm)		Meter (m)
	Inc (Ø)	mm	Inner Dia	Wall Thicknes	Inner Dia	Wall Thicknes	
MAKO-53000	3/64	1	1,5 ± 0,2	0,15 ± 0,05	0,50	0,28 ± 0,10	200
MAKO-53001		1.2	2,0 ± 0,2	0,15 ± 0,05	0,70	0,30 ± 0,10	200
MAKO-53002		1.5	2,0 ± 0,2	0,18 ± 0,05	0,85	0,32 ± 0,10	200
MAKO-53003	1/16	1.6	2,0 ± 0,3	0,15 ± 0,05	0,80	0,28 ± 0,10	200
MAKO-53004		2	2,5 ± 0,2	0,18 ± 0,05	0,60	0,28 ± 0,10	200
MAKO-53005	3/32	2.4	3,0 ± 0,3	0,18 ± 0,05	1,20	0,35 ± 0,10	200
MAKO-53006		2.5	3,0 ± 0,2	0,18 ± 0,05	1,30	0,38 ± 0,10	200
MAKO-53007		3	3,5 ± 0,2	0,18 ± 0,05	1,50	0,40 ± 0,10	200
MAKO-53008	1/8	3.2	3,5 ± 0,4	0,18 ± 0,05	1,60	0,40 ± 0,10	200
MAKO-53009		3.5	4,0 ± 0,2	0,22 ± 0,05	1,80	0,42 ± 0,10	200
MAKO-53010		4	4,5 ± 0,2	0,25 ± 0,05	2,00	0,45 ± 0,10	200
MAKO-53011		4.5	5,0 ± 0,2	0,25 ± 0,05	2,30	0,50 ± 0,10	100
MAKO-53012	3/16	4.8	5,2 ± 0,4	0,25 ± 0,05	2,40	0,50 ± 0,10	100
MAKO-53013		5	5,5 ± 0,2	0,25 ± 0,05	2,50	0,55 ± 0,10	100
MAKO-53014		6	6,5 ± 0,2	0,28 ± 0,05	3,00	0,55 ± 0,10	100
MAKO-53015	1/4	6.4	7,0 ± 0,4	0,28 ± 0,05	3,20	0,55 ± 0,10	100
MAKO-53016		7	7,5 ± 0,3	0,28 ± 0,05	3,50	0,55 ± 0,10	100
MAKO-53017		8	8,5 ± 0,3	0,28 ± 0,05	4,00	0,60 ± 0,10	100
MAKO-53018		9	9,5 ± 0,3	0,30 ± 0,08	4,50	0,60 ± 0,10	50
MAKO-53019	3/8	9.5	10,0 ± 0,5	0,30 ± 0,08	4,80	0,60 ± 0,10	100
MAKO-53020		10	10,5 ± 0,3	0,30 ± 0,08	5,00	0,60 ± 0,10	100
MAKO-53021		11	11,5 ± 0,3	0,30 ± 0,08	5,50	0,60 ± 0,10	100
MAKO-53022		12	12,5 ± 0,3	0,30 ± 0,08	6,00	0,60 ± 0,10	100
MAKO-53023	1/2	12.7	13,0 ± 0,5	0,30 ± 0,08	6,40	0,60 ± 0,10	100
MAKO-53024		13	13,5 ± 0,3	0,35 ± 0,10	6,50	0,65 ± 0,10	100
MAKO-53025		14	14,5 ± 0,3	0,35 ± 0,10	7,00	0,65 ± 0,10	100
MAKO-53025-15		15	15,5 ± 0,3	0,35 ± 0,10	7,00	0,65 ± 0,10	100
MAKO-53026		16	16,5 ± 0,4	0,40 ± 0,12	8,00	0,70 ± 0,10	100
MAKO-53027		17	17,5 ± 0,4	0,40 ± 0,12	8,50	0,70 ± 0,10	100
MAKO-53028		18	19,0 ± 0,5	0,40 ± 0,15	9,00	0,80 ± 0,15	100
MAKO-53029	3/4	19.1	20,5 ± 0,6	0,40 ± 0,15	9,50	0,80 ± 0,15	100
MAKO-53030	4/5	20	21,0 ± 0,6	0,40 ± 0,15	10,00	0,80 ± 0,15	100
MAKO-53031		22	23,0 ± 0,5	0,40 ± 0,15	11,00	0,80 ± 0,15	100
MAKO-53032	1	25.4	25,6 ± 0,7	0,50 ± 0,15	12,70	0,80 ± 0,15	50
MAKO-53033		30	31,5 ± 1,0	0,50 ± 0,15	15,00	0,90 ± 0,15	50
MAKO-53034	1-1/4	32	33,0 ± 0,7	0,50 ± 0,15	15,90	0,95 ± 0,15	50
MAKO-53035		35	36,5 ± 1,0	0,50 ± 0,15	17,50	0,95 ± 0,15	50
MAKO-53036	1-1/2	38	40,0 ± 0,7	0,50 ± 0,15	19,10	1,00 ± 0,15	50
MAKO-53037		40	41,5 ± 1,0	0,55 ± 0,15	20,00	1,00 ± 0,15	50
MAKO-53038	2	51	52,5 ± 0,7	0,55 ± 0,15	25,40	0,95 ± 0,15	25
MAKO-53039		60	60	0,60 ± 0,15	30,00	1,30 ± 0,20	25
MAKO-53040		70	70	0,65 ± 0,15	35,00	1,30 ± 0,20	25
MAKO-53041	3	76	80,0 ± 1,0	0,65 ± 0,15	38,10	1,30 ± 0,20	25
MAKO-53042		80	80	0,65 ± 0,15	40,00	1,46 ± 0,20	25
MAKO-53043		90	90	0,65 ± 0,15	45,00	1,46 ± 0,20	25
MAKO-53044	4	102	105,0 ± 1,0	0,65 ± 0,20	50,80	1,46 ± 0,20	25
MAKO-53045	5	120	120	0,65 ± 0,20	63,50	1,56 ± 0,20	25
MAKO-53046		150	150	0,65 ± 0,20	75,00	1,56 ± 0,20	25
MAKO-53047		180	180	0,65 ± 0,30	90,00	1,56 ± 0,20	25

2/1 HEAT SHRINK TUBING COLOURED

MM	INCH	PCS/BOX
1,6	1/16	200
2,4	3/32	200
2,5		200
3,2	1/8	200
3,5		200
4,8	3/16	100
5		100
6,4	1/4	100
7		100
9,5	3/8	100
10		100
12		100
12,7	1/2	100
16		100
19,1	3/4	100
20	4/5	100
25,4	1	50
32	1-1/4	50
35		50
38	1-1/2	50
51	2	50
70		25
76	3	25

TRANSPARENT GREEN WHITE GREY YELLOW BROWN YELLOW GREEN BLUE RED

ADHESIVE 3/1 HEAT SHRINK TUBING

BEFORE mm	AFTER mm	ROLL/MT.
3.2	1	200 m
4.8	1.6	100 m
6.4	2	100 m
9.5	3	50 m
10	3	1.20 Length
12.7	4	1.20 Length
19.1	5.6	1.20 Length
28	9	1.20 Length
30	10	120 Length
35	10	1.20 Length
38	13	1.20 Length
43.2	12.7	1.20 Length
52	16	1.20 Length
75	22	1.20 Length
95	29	1.20 Length

2.5 kV GLASSFIBER HEAT SHRINK



The lines over the products are black



Isolation Class: 8
Work Temp.:
-25 °C / 130 °C

CODE	Diameter (mm)	Roll (m)
FG-VG 0.70	0.70	100
FG-VG 1.00	1.00	100
FG-VG 1.50	1.50	100
FG-VG 2.00	2.00	100
FG-VG 2.50	2.50	100
FG-VG 3.00	3.00	100
FG-VG 4.00	4.00	100
FG-VG 5,00	5,00	100
FG-VG 6.00	6.00	50
FG-VG 7.00	7.00	50
FG-VG 8.00	8.00	50
FG-VG 10.00	10.00	50
FG-VG 12.00	12.00	50
FG-VG 14.00	14.00	50
FG-VG 16.00	16.00	50
FG-VG 18.00	18.00	50
FG-VG 20.00	20.00	25
FG-VG 25.00	25.00	25

2.5 kV H CLASS




RED - BLACK



Isolation Class:
H Class
Work Temp.:
-60 °C / 230 °C

CODE	Diameter (mm)	Roll (m)
FG-SRG 0.70	0.70	100
FG-SRG 1.00	1.00	100
FG-SRG 1.50	1.50	100
FG-SRG 2.00	2.00	100
FG-SRG 2.50	2.50	100
FG-SRG 3.00	3.00	100
FG-SRG 3.50	3.50	100
FG-SRG 4.00	4.00	100
FG-SRG 5,00	5,00	100
FG-SRG 6.00	6.00	100
FG-SRG 7.00	7.00	100
FG-SRG 8.00	8.00	100
FG-SRG 10.00	10.00	100
FG-SRG 12.00	12.00	50
FG-SRG 14.00	14.00	50
FG-SRG 16.00	16.00	50
FG-SRG 18.00	18.00	50
FG-SRG 20.00	20.00	25
FG-SRG 25.00	25.00	25

CABLE COLLECTOR



CODE	Min. Diameter	Max. Diameter	Roll (m)	Color
PE - HB 3 - 8	3	8	100	
PE - HB 5 - 10	5	10	100	
PE - HB 6 - 11	6	11	100	
PE - HB 8 - 12	8	12	100	
PE - HB 10 - 15	10	15	100	
PE - HB 12 - 19	12	19	100	
PE - HB 15 - 27	15	27	100	
PE - HB 20 - 28	20	28	100	
PE - HB 25 - 34	25	34	100	
PE - HB 30 - 37	30	37	100	
PE - HB 40 - 45	40	45	100	
PH - HB 50 - 65	50	65	100	

SPIRAL CABLE COLLECTOR




CODE	Diameter / Color (mm)	Roll (m)
EMTİ - TTSPR8	8 mm Black	5
EMTİ - TTSPR15	15 mm Black	5
EMTİ - TTSPR20	20 mm Black	5
EMTİ - TTSPR 25	25 mm Black	5
EMTİ - TTSPR32	32 mm Black	5

SPIRAL CABLE COLLECTOR



CODE	Inner Diameter (mm)	External Diameter (mm)	Roll (m)
EMTİ - TSPR6	4.1	6.2	10
EMTİ - TSPR8	6.0	8.0	10
EMTİ - TSPR10	7.5	10.0	10
EMTİ - TSPR12	9.0	12.0	10
EMTİ - TSPR15	12.0	15.0	10



Range of Products;

- Electronic thermostat for control panel board
- Panel Internal thermostat
- Corner plastic apparatus
- Plastic cover for W automat
- U Profile support rail
- Panel LED Lighting
- 220 / 12 Voltage LED Panel lighting
- 12 Voltage LED Panel lighting
- 24 Voltage LED Panel lighting

PANEL ACCESSORIES

ELECTRONIC THERMOSTATE FOR CONTROL PANEL BOARD



PTS T/1



PTS CT/2


CODE	TYPE	PCS/BOX
PTS T/1	Electronic Thermostat for Control Panel	1
PTS CT/2	Cooler & Heater for Control Panel Board 0 - 50 °C	1

PANEL INTERNAL THERMOSTATE



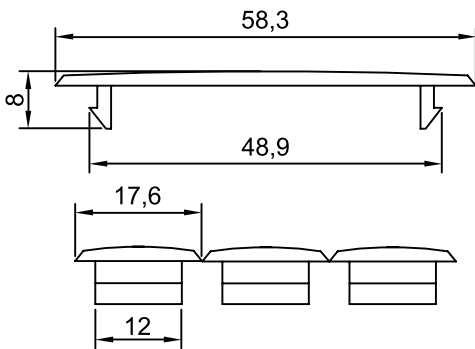
CODE	TYPE	PCS/BOX
PTHT	Panel Internal Heat Thermostat 0 - 60 C, NK, IP 20	1
PTVT	Panel Internal Cold Thermostat 0 - 60 C, NA, IP 20	1
PTVHT	Panel Internal Heat - Cold Thermostat 0 - 80 / 0-60 C, NK + NA, IP 20	1
PHG02	Mechanic Higrstate %10/90 RH, 1CO, IP 20	1

CORNER PLASTIC APPARATUS



NEW CODE	OLD CODE	TYPE	Pcs.
1100124	4195	Right / Left Corner Plastic Apparatus	100

PLASTIC COVER FOR W AUTOMAT



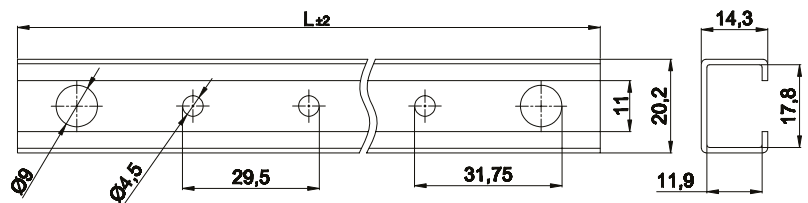
NEW CODE	OLD CODE	DESCRIPTIONS	BOX
1140021	7121	Plastic Cover For W Automat With 12 Strips	50
1140022	7122		50
1140024	7124		50

- RAL 9001
- RAL 7035
- RAL 7032

TECHNICAL DATA



Material	PS
Temp.	-40 °C, +140 °C

U PROFILE SUPPORT RAIL



NEW CODE	OLD CODE	TYPE	Pcs.
1100120	4191	1 Metre U Profil (Cr3)	35
1100121	4192	2 Metre U Profil (Cr3)	35
1100122	4193	3 Metre U Profil (Cr3)	35

PANEL LED LIGHTING



220 / 12 VOLTAGE LED PANEL LIGHTING

CODE	PRODUCT NAME (mm ²)	VOLTAGE	L (mm)	H (mm)	Box Qty.
İR-22025	25 cm Led Panel Lighting	220 Volt	250	23	50
İR-22035	55 cm Led Panel Lighting	220 Volt	350	23	50
İR-22045	45 cm Led Panel Lighting	220 Volt	450	23	50
İR-22055	55 cm Led Panel Lighting	220 Volt	550	23	50
İR-22060	60 cm Led Panel Lighting	220 Volt	600	23	50

Voltage : 110/220 V AC	Power : 5 W	IP : 20
Frequency : 50/60 Hz.	Colour : White	

12 VOLTAGE LED PANEL LIGHTING

CODE	PRODUCT NAME (mm ²)	VOLTAGE	L (mm)	H (mm)	Box Qty.
İR-12025	25 cm Led Panel Lighting	12 Volt	250	23	50
İR-12035	35 cm Led Panel Lighting	12 Volt	350	23	50
İR-12045	45 cm Led Panel Lighting	12 Volt	450	23	50
İR-12055	55 cm Led Panel Lighting	12 Volt	550	23	50
İR-12065	65 cm Led Panel Lighting	12 Volt	650	23	50

Voltage : 12 V AC	Colour : White
Power : 4 W	IP : 20

24 VOLTAGE LED PANEL LIGHTING

CODE	PRODUCT NAME (mm ²)	VOLTAGE	L (mm)	H (mm)	Box Qty.
İR-24025	25 cm Led Panel Lighting	24 Volt	250	23	50
İR-24035	35 cm Led Panel Lighting	24 Volt	350	23	50
İR-24045	45 cm Led Panel Lighting	24 Volt	450	23	50
İR-24055	55 cm Led Panel Lighting	24 Volt	550	23	50
İR-24065	65 cm Led Panel Lighting	24 Volt	650	23	50

Voltage : 24 V AC	Colour : White
Power : 4 W	IP : 20



Range of Products;

- Thermal Transfer Printer and Ribbons
- Component Markers
- Thin Panel Markers
- Thick Panel Marker
- Medium Thickness Panel Marker
- Wiring Solutions
- Tube Markers
- Plotter Printer and Dekafix Labelling System (For Terminal Blocks)
- KCG Type Cable Marker
- Marking Label Slot For Cables
- Panel Markers


MARKERS AND PRINTERS

THERMAL TRANSFER PRINTER AND RIBBONS



CODE	DISCRIPTIONS	PCS/BOX
ONKA-8912-AX	ARGOX CP2140 Thermal Printer	1
ONKA-8944-55	55 mm X 300 mt Black Ribbon	300 MT
ONKA-8944-110	110 mm x 300 mt Black Ribbon	300 MT
ONKA-8943-S11	11 mm X 2 X 20 mt Double Roll Label (White) ⇨	40 MT
ONKA-8943-S11S	11 mm X 2 X 20 mt Double Roll Label (Yellow) ⇨	40 MT
ONKA-8843-S4.9	4,9 mm X 5 X 20 mt Roll Label	100 MT

THERMAL TRANSFER PRINTER AND RIBBONS



CODE	DISCRIPTIONS	COLUMN NO	PCS/BOX
ONKA-8920-515SE	5x15 mm Yellow Component Marker (ECO)	5	5000 Pcs
ONKA-8920-515S	5x15 mm Yellow Component Marker	5	5000 Pcs
ONKA-8920-515B	5x15 mm White Component Marker	5	5000 Pcs
ONKA-8920-915SV	9x15 mm Yellow Component Marker	5	5000 Pcs
ONKA-8920-915SBR	15x9 mm Yellow Component Marker	5	5000 Pcs
ONKA-8920-716S	16x7 mm Yellow Component Marker	5	5000 Pcs
ONKA-8920-915SE	9x15 mm Yellow Component Marker (ECO)	5	5000 Pcs
ONKA-8920-915SG	9X15 mm Silvermat Component Marker	5	2500 Pcs
ONKA-8920-516S	5x16,5 mm Yellow Component Marker	5	5000 Pcs
ONKA-8920-930S	9x30 mm Yellow Component Marker	3	1500 Pcs
ONKA-8920-912SE	9X12 mm Yellow Component Marker (ECO)	5	2500 Pcs
ONKA-8920-736SE	7x36 mm Yellow Component Marker (ECO)	1	1000 Pcs
ONKA-8920-736BE	7x36 mm White Component Marker (ECO)	1	1000 Pcs
ONKA-8920-2015S	20 mm X 15 mt Yellow Roll Marker for General Purposes	1	15 MT
ONKA-8920-1550S	15 mm X 50 mt Yellow Roll Marker for General Purposes	1	50 MT
ONKA-8920-3050S	30 mm X 50 mt Yellow Roll Marker for General Purposes	1	50 MT

THIN PANEL MARKERS




CODE	DISCRIPTIONS	COLUMN NO	PCS/BOX
ONKA-8921-80100SW	80x100 mm Silwermat Thin Panel Marker(ECO)	1	100 Pcs
ONKA-8921-5075SW	50x75 mm Silwermat Thin Panel Marker(ECO)	1	1000 Pcs
ONKA-8921-2575SW	25x75 mm Silwermat Thin Panel Marker(ECO)	1	2000 Pcs
ONKA-8921-1326SW	13x26 mm Silwermat Thin Panel Marker(ECO)	3	1500 Pcs
ONKA-8921-40100SW	40x100 mm Silwermat Thin Panel Marker(ECO)	1	500 Pcs
ONKA-8921-1545SW	15x45 mm Silwermat Thin Panel Marker(ECO)	1	1000 Pcs
ONKA-8921-1527SW	15x27 mm Silwermat Thin Panel Marker(ECO)	1	1000 Pcs
ONKA-8921-50100SW	50x100 mm Silwermat Thin Panel Marker(ECO)	1	1000 Pcs

MEDIUM THICKNESS PANEL MARKER



CODE	DISCRIPTIONS	COLUMN NO	PCS/BOX
ONKA-8923-1545OG	15X45 mm Medium Thick Panel Marker Silver	1	1000 Pcs
ONKA-8923-1527OG	15X27 mm Medium Thick Panel Marker Silver	3	1500 Pcs
ONKA-8923-50100OG	50X100 mm Medium Thick Panel Marker Silver	1	250 Pcs
ONKA-8923-3065OG	30X65 mm Medium Thick Panel Marker Silver	1	500 Pcs
ONKA-8923-1545OB	15X45 mm Medium Thick Panel Marker White	1	500 Pcs
ONKA-8923-1545OK	15X45 mm Medium Thick Panel Marker Red	1	500 Pcs
ONKA-8923-1545OS	15X45 mm Medium Thick Panel Marker Yellow	1	500 Pcs
ONKA-8923-1527OS	15X27 mm Medium Thick Panel Marker Yellow	1	500 Pcs
ONKA-8923-1527OB	15X27 mm Medium Thick Panel Marker White	1	500 Pcs
ONKA-8923-1527OK	15X27 mm Medium Thick Panel Marker Red	1	750 Pcs
ONKA-8923-3065OK	30X65 mm Medium Thick Panel Marker Red	1	250 Pcs
ONKA-8923-3065OB	30X65 mm Medium Thick Panel Marker White	1	250 Pcs
ONKA-8923-3065OS	30X65 mm Medium Thick Panel Marker Yellow	1	250 Pcs
ONKA-8923-50100OB	50X100 mm Medium Thick Panel Marker White	1	250 Pcs
ONKA-8923-50100OK	50X100 mm Medium Thick Panel Marker Red	1	250 Pcs
ONKA-8923-50100OS	50X100 mm Medium Thick Panel Marker Yellow	1	250 Pcs
Onka-8923-1827OG	18X27 mm Orta Kalın Pano Etiketleri Gri	1	500 Pcs
Onka-8923-1827OB	18X27 mm Medium Thick Panel Marker White	1	500 Pcs
Onka-8923-1827OK	18X27 mm Medium Thick Panel Marker Red	1	500 Pcs
Onka-8923-1827OS	18X27 mm Medium Thick Panel Marker Yellow	1	500 Pcs

THICK PANEL MARKER



CODE	DISCRIPTIONS	COLUMN NO	PCS/BOX
ONKA-8922-1227P	12,5x27 mm Gray Thick Panel Marker	1	200 Pcs
ONKA-8922-1545P	15x45 mm Gray Thick Panel Marker	1	125 Pcs
ONKA-8922-1527P	15x27 mm Gray Thick Panel Marker	1	150 Pcs
ONKA-8922-1827P	18x27 mm Gray Thick Panel Marker	1	150 Pcs
ONKA-8922-1835P	18x35 mm Gray Thick Panel Marker	1	125 Pcs
ONKA-8922-3040P	30x40 mm Gray Thick Panel Marker (Buton)	1	100 Pcs
ONKA-8922-3060P	30x60 mm Gray Thick Panel Marker	1	125 Pcs
ONKA-8922-4590P	45x90 mm Gray Thick Panel Marker	1	100 Pcs

WIRING SOLUTIONS



CODE	DISCRIPTIONS	COLUMN NO	PCS/BOX
ONKA-8924-1510B	15x10 mm (1.5-2.5-4-6-10mm ²) Spiral Cable Marker (White)	4	1000 Pcs
ONKA-8924-1915B	19x15 mm (1.5-2.5-4-6 mm ²) Spiral Cable Marker (White)	4	2000 Pcs
ONKA-8924-1925B	19x25 mm (10-16 mm ²) Spiral Cable Marker (White)	3	1500 Pcs
ONKA-8924-1938B	19x38 mm (25-35-50 mm ²) Spiral Cable Marker (White)	2	2000 Pcs
ONKA-8924-1915S	19x15 mm (1.5-2.5-4-6 mm ²) Spiral Cable Marker (Yellow)	4	2000 Pcs
ONKA-8924-1925S	19x25 mm (10 -16 mm ²) Spiral Cable Marker (Yellow)	3	1500 Pcs
ONKA-8924-1938S	19x38 mm (25-35-50 mm ²) Spiral Cable Marker (Yellow)	2	2000 Pcs
ONKA-8924-38180S	38x180 mm Spiral Cable Marker (Yellow)	2	720 Pcs

TUBE MARKERS (Transparent Tube Markers)



CODE	DISCRIPTIONS	COLUMN NO	PCS/BOX
ONKA-8925-104B	10x4 mm Transparent Tube Markers White	4	4000 Pcs
ONKA-8925-154B	15x4 mm Transparent Tube Markers White	4	4000 Pcs
ONKA-8925-204B	20x4 mm Transparent Tube Markers White	2	3000 Pcs
ONKA-8925-304B	30x4 mm Transparent Tube Markers White	2	2500 Pcs
ONKA-8925-104S	10x4 mm Transparent Tube Markers Yellow	4	4000 Pcs
ONKA-8925-154S	15x4 mm Transparent Tube Markers Yellow	4	4000 Pcs
ONKA-8925-204S	20x4 mm Transparent Tube Markers Yellow	2	3000 Pcs
ONKA-8925-304S	30x4 mm Transparent Tube Markers Yellow	2	2500 Pcs

TUBE MARKERS (Cable Tie)

CODE	DISCRIPTIONS	PCS/BOX
ONKA-8926-101	10 mm Transparent Tube / 0,5-1,5 mm ² Cable Tie	1000 Pcs
ONKA-8926-151	15 mm Transparent Tube / 0,5-1,5 mm ² Cable Tie	1000 Pcs
ONKA-8926-201	20 mm Transparent Tube / 0,5-1,5 mm ² Cable Tie	500 Pcs
ONKA-8926-301	30 mm Transparent Tube / 0,5-1,5 mm ² Cable Tie	500 Pcs
ONKA-8926-102	10 mm Transparent Tube / 2,5-4 mm ² Cable Tie	1000 Pcs
ONKA-8926-152	15 mm Transparent Tube / 2,5-4 mm ² Cable Tie	1000 Pcs
ONKA-8926-202	20 mm Transparent Tube / 2,5-4 mm ² Cable Tie	500 Pcs
ONKA-8926-302	30 mm Transparent Tube / 2,5-4 mm ² Cable Tie	500 Pcs
ONKA-8926-103	10 mm Transparent Tube / 4-6 mm ² Cable Tie	1000 Pcs
ONKA-8926-153	15 mm Transparent Tube / 4-6 mm ² Cable Tie	1000 Pcs
ONKA-8926-203	20 mm Transparent Tube / 4-6 mm ² Cable Tie	500 Pcs
ONKA-8926-303	30 mm Transparent Tube / 4-6 mm ² Cable Tie	500 Pcs
ONKA-8926-420	20x4 mm Transparent Tube / Cable Tie (General Purposes)	1000 Pcs

HEAT SHRINKS AND MARKING SYSTEM



Feasible for marking with black ribbon between 2,5-100 mm in any colour of ground onka thermal printer provides continuous marking for 16mm and above, possible with apparatus support for 2,5-16 mm



PLOTTER PRINTER AND DEKAFIX LABELLING SYSTEM (FOR TERMINAL BLOCKS)



SINGLE USE PEN




FILLABLE PEN



CODE	DESCRIPTIONS	PCS/BOX
Y111 8717	A4 Plotter Printer	1
Y42 52002	025 Single use plotter pen (Black)	1
Y145 1849	025 Fillable plotter pen	1
Y145 1978	Ink (Black) 30 ml	1

PLOTTER PRINTER AND DEKAFIX MARKING SYSTEMS (FOR TERMINAL BLOCKS)



TECHNICAL DATA	
Material	PC
Temp.	-40°C, +140°C
Printing Colour	Black
Dimension	6 x 10 mm
ORDERING DATA	
Printing Variations	Horizontal print, vertical print, number, letters, marks
Character of No.	Horizontal Max. 6 Vertical Max. 3
Special Printing	Specify colour and characters for special printing



NEW CODE	OLD CODE	DESCRIPTIONS	PCS / BOX
1060198	ONKA-5443	OD10-5P Combined Label Printless (for 1,5 mm ² terminal blocks)	880
1060199	ONKA-5444	OD10-5P Combined Label Printed (for 1,5 mm ² terminal blocks)	880
1060192	ONKA-4440	OD10-6P Combined Label Printless (for 2,5 mm ² terminal blocks)	720
1060193	ONKA-4441	OD10-6P Combined Label Printed (for 2,5 mm ² terminal blocks)	720
1060194	ONKA-4442	OD10-6P One by one plucked label marker printless	720
1060195	ONKA-4443	OD10-6P One by one plucked label marker printed	720
1060196	ONKA-4390	OD10-6P Combined Label Printless (for 4 mm ² terminal blocks)	640
1060197	ONKA-4391	OD10-6P Combined Label Printed (for 4 mm ² terminal blocks)	640
1060188	ONKA-2630	OD10-8P Combined Label Printless (for 6 -10 mm ² and bigger size terminal blocks)	560
1060189	ONKA-2631	OD10-8P Combined Label Printed (for 6 -10 mm ² and bigger size terminal blocks)	560

OD5 PRINTED AND PRESSED LABELS

OD5 Terminal markings can be applied to all products of ONKA production. With the OD5 label options, it offers the possibility to create many alternatives in the marking field. Short number sequences, letters and marks can be clearly written on the OD5 Labeling for labeling the product.

Also; All variations requested by the user can be done in line with the scope of the product.

- Designed to be united for rapid installation.
- For 10 x 1.5 mm² terminal blocks, it provides fast operation. For other products; It is done One by one.
- Maximum 3 characters can be written.
- Special printing options can be applied according to user requests.
- With the special non-durable ink, it can be printed with only buffer printing method for OD5 Labels.



TECHNICAL DATA	
Material	PA6.6
Temp.	-40°C, +140°C
Printing Colour	Black
ORDERING DATA	
Box Pcs	500 Pcs 1 Card: 10x5 = 50 dekafix
Dimension	5 x 5 mm
Printing Variations	Horizontal print, vertical print, number, letters, marks
Character of No.	Horizontal Max. 3 Vertical Max. 3
Special Printing	Specify colour and characters for special printing

OD10 PRINTED AND PRESSED LABELS

OD10-6P Terminal markings can be applied to all products of ONKA production. With the OD10-6P Decafix options, it is possible to create many alternatives in the marking field. Short number sequences, letters and marks can be clearly written on the OD10-6P Decafix for marking applications.

Also; All variations requested by the user can be done in line with the scope of the product.

- Designed to be united for rapid application.
- All 2.5 mm² terminals can be installed with a single operation with 10 decafifixes at once. For other products; it is done one by one.
- In the vertical position max. 3 characters, horizontally max. Up to 4 characters can be written.
- Special printing options can be applied according to user requests.
- Due to special non-durable ink, only OD10-6P Decafix can be printed with buffer printing method.



TECHNICAL DATA	
Material	PA6.6
Temp.	-40°C, +140°C
Printing Colour	Black

ORDERING DATA	
Box Pcs	300 Pcs 1 Card: 10x3 = 300 decafifix
Dimension	OD10 - 1,5 mm ² : 4,8 x 10 mm OD10 - 2,5 mm ² : 5,5 x 10 mm OD10 - 4 mm ² : 6,2 x 10 mm
Printing Variations	Horizontal print, vertical print, number, letters, marks
Character of No.	Horizontal Max. 4 Vertical Max. 3
Special Printing	Specify colour and characters for special printing

MARKING SYSTEM (FOR TERMINAL BLOCKS)

OD5

For 9540 - 9541, Please choose from the codes below

CODE	DESCRIPTIONS	PCS / BOX	CODE	DESCRIPTIONS	PCS / BOX
1060200	Printless	500	1060254	"501-550"	500
1060201	Special Print	500	1060255	"551-600"	500
1060212	"0"	500	1060256	"601-650"	500
1060213	"1"	500	1060257	"651-700"	500
1060214	"2"	500	1060258	"701-750"	500
1060215	"3"	500	1060259	"751-800"	500
1060216	"4"	500	1060260	"801-850"	500
1060217	"5"	500	1060261	"851-900"	500
1060218	"6"	500	1060262	"901-950"	500
1060219	"7"	500	1060263	"951-999"	500
1060220	"8"	500	1060264	"+"	500
1060221	"9"	500	1060265	"-"	500
1060222	"10"	500	1060266	"EARTH SIGN"	500
1060223	"1-10"	500	1060267	"Mp"	500
1060224	"11-20"	500	1060268	"PE"	500
1060225	"21-30"	500	1060269	"L1"	500
1060226	"31-40"	500	1060270	"L2"	500
1060227	"41-50"	500	1060271	"L3"	500
1060228	"51-60"	500	1060272	"A"	500
1060229	"61-70"	500	1060273	"B"	500
1060230	"71-80"	500	1060274	"C"	500
1060231	"81-90"	500	1060275	"D"	500
1060232	"91-100"	500	1060276	"E"	500
1060233	"101-110"	500	1060277	"F"	500
1060234	"111-120"	500	1060278	"G"	500
1060235	"121-130"	500	1060279	"H"	500
1060236	"131-140"	500	1060280	"I"	500
1060237	"141-150"	500	1060281	"J"	500
1060238	"151-160"	500	1060282	"K"	500
1060239	"161-170"	500	1060283	"L"	500
1060240	"171-180"	500	1060284	"M"	500
1060241	"181-190"	500	1060285	"N"	500
1060242	"191-200"	500	1060286	"O"	500
1060243	"10,20,...,100"	500	1060287	"P"	500
1060244	"1-50"	500	1060288	"Q"	500
1060245	"51-100"	500	1060289	"R"	500
1060246	"101-150"	500	1060290	"S"	500
1060247	"151-200"	500	1060291	"T"	500
1060248	"201-250"	500	1060292	"U"	500
1060249	"251-300"	500	1060293	"V"	500
1060250	"301-350"	500	1060294	"W"	500
1060251	"351-400"	500	1060295	"X"	500
1060252	"401-450"	500	1060296	"Y"	500
1060253	"451-500"	500	1060297	"Z"	500

OD10 (1,5 mm²)

For 9770 - 9771, Please choose from the codes below

CODE	DESCRIPTIONS	PCS / BOX	CODE	DESCRIPTIONS	PCS / BOX
1060298	Printless	300	1060331	"+"	300
1060508	Special Print	300	1060332	"-"	300
1060299	"0"	300	1060333	"EARTH SIGN"	300
1060300	"1"	300	1060334	"Mp"	300
1060301	"2"	300	1060335	"PE"	300
1060302	"3"	300	1060336	"L1"	300
1060303	"4"	300	1060337	"L2"	300
1060304	"5"	300	1060338	"L3"	300
1060305	"6"	300	1060339	"A"	300
1060306	"7"	300	1060340	"B"	300
1060307	"8"	300	1060341	"C"	300
1060308	"9"	300	1060342	"D"	300
1060309	"10"	300	1060343	"E"	300
1060310	"1-10"	300	1060344	"F"	300
1060311	"11-20"	300	1060345	"G"	300
1060312	"21-30"	300	1060346	"H"	300
1060313	"31-40"	300	1060347	"I"	300
1060314	"41-50"	300	1060348	"J"	300
1060315	"51-60"	300	1060349	"K"	300
1060316	"61-70"	300	1060350	"L"	300
1060317	"71-80"	300	1060351	"M"	300
1060318	"81-90"	300	1060352	"N"	300
1060319	"91-100"	300	1060353	"O"	300
1060320	"101-110"	300	1060354	"P"	300
1060321	"111-120"	300	1060355	"Q"	300
1060322	"121-130"	300	1060356	"R"	300
1060323	"131-140"	300	1060357	"S"	300
1060324	"141-150"	300	1060358	"T"	300
1060325	"151-160"	300	1060359	"U"	300
1060326	"161-170"	300	1060360	"V"	300
1060327	"171-180"	300	1060361	"W"	300
1060328	"181-190"	300	1060362	"X"	300
1060329	"191-200"	300	1060363	"Y"	300
1060330	"10,20,...,100"	300	1060364	"Z"	300

MARKING SYSTEM (FOR TERMINAL BLOCKS)

OD10 (2,5 mm²)

For 9770 - 9771, Please choose from the codes below

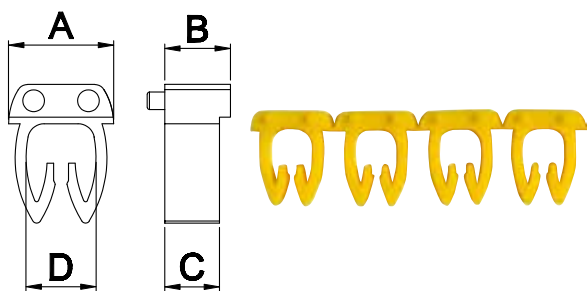

CODE	DESCRIPTIONS	PCS / BOX	CODE	DESCRIPTIONS	PCS / BOX
1060365	Printless	300	1060398	"+"	300
1060509	Special Print	300	1060399	"-"	300
1060366	"0"	300	1060400	"EARTH SIGN"	300
1060367	"1"	300	1060401	"Mp"	300
1060368	"2"	300	1060402	"PE"	300
1060369	"3"	300	1060403	"L1"	300
1060370	"4"	300	1060404	"L2"	300
1060371	"5"	300	1060405	"L3"	300
1060372	"6"	300	1060406	"A"	300
1060373	"7"	300	1060407	"B"	300
1060374	"8"	300	1060408	"C"	300
1060375	"9"	300	1060409	"D"	300
1060376	"10"	300	1060410	"E"	300
1060377	"1-10"	300	1060411	"F"	300
1060378	"11-20"	300	1060412	"G"	300
1060379	"21-30"	300	1060413	"H"	300
1060380	"31-40"	300	1060414	"I"	300
1060381	"41-50"	300	1060415	"J"	300
1060382	"51-60"	300	1060416	"K"	300
1060383	"61-70"	300	1060417	"L"	300
1060384	"71-80"	300	1060418	"M"	300
1060385	"81-90"	300	1060419	"N"	300
1060386	"91-100"	300	1060420	"O"	300
1060387	"101-110"	300	1060421	"P"	300
1060388	"111-120"	300	1060422	"Q"	300
1060389	"121-130"	300	1060423	"R"	300
1060390	"131-140"	300	1060424	"S"	300
1060391	"141-150"	300	1060425	"T"	300
1060392	"151-160"	300	1060426	"U"	300
1060393	"161-170"	300	1060427	"V"	300
1060394	"171-180"	300	1060428	"W"	300
1060395	"181-190"	300	1060429	"X"	300
1060396	"191-200"	300	1060430	"Y"	300
1060397	"10,20,...,100"	300	1060431	"Z"	300

OD10 (4 mm²)

For 9770 - 9771, Please choose from the codes below

CODE	DESCRIPTIONS	PCS / BOX	CODE	DESCRIPTIONS	PCS / BOX
1060432	Printless	300	1060465	"+"	300
1060510	Special Print	300	1060466	"-"	300
1060433	"0"	300	1060467	"EARTH SIGN"	300
1060434	"1"	300	1060468	"Mp"	300
1060435	"2"	300	1060469	"PE"	300
1060436	"3"	300	1060470	"L1"	300
1060437	"4"	300	1060471	"L2"	300
1060438	"5"	300	1060472	"L3"	300
1060439	"6"	300	1060473	"A"	300
1060440	"7"	300	1060474	"B"	300
1060441	"8"	300	1060475	"C"	300
1060442	"9"	300	1060476	"D"	300
1060443	"10"	300	1060477	"E"	300
1060444	"1-10"	300	1060478	"F"	300
1060445	"11-20"	300	1060479	"G"	300
1060446	"21-30"	300	1060480	"H"	300
1060447	"31-40"	300	1060481	"I"	300
1060448	"41-50"	300	1060482	"J"	300
1060449	"51-60"	300	1060483	"K"	300
1060450	"61-70"	300	1060484	"L"	300
1060451	"71-80"	300	1060485	"M"	300
1060452	"81-90"	300	1060486	"N"	300
1060453	"91-100"	300	1060487	"O"	300
1060454	"101-110"	300	1060488	"P"	300
1060455	"111-120"	300	1060489	"Q"	300
1060456	"121-130"	300	1060490	"R"	300
1060457	"131-140"	300	1060491	"S"	300
1060458	"141-150"	300	1060492	"T"	300
1060459	"151-160"	300	1060493	"U"	300
1060460	"161-170"	300	1060494	"V"	300
1060461	"171-180"	300	1060495	"W"	300
1060462	"181-190"	300	1060496	"X"	300
1060463	"191-200"	300	1060497	"Y"	300
1060464	"10,20,...,100"	300	1060498	"Z"	300

KCG TYPE CABLE MARKER



DIMENSIONS (mm)	NO	A	B	C	D
	1	4,4	3	2,5	2,7
	2	5	3	2,5	3,2
	3	7,4	3	2,5	4,9

TECHNICAL DATA

MATERIAL	PA6.6
TEMPERATURE	-40 °C, +140 °C
PRESS COLOR	Black & White
CABLE SECTION	No1 : 0,5 - 1 mm ² No2 : 1,50 - 2,50 mm ² No3 : 4,00 - 6,00 mm ²

NO:1

0,75 - 1,50 mm²

NEW CODE	OLD CODE	DESCRIPTIONS	BOX
1150006	9848	0 PRINTED	400/20.000
1150007	9849	1 PRINTED	400/20.000
1150013	9852	2 PRINTED	400/20.000
1150014	9853	3 PRINTED	400/20.000
1150015	9854	4 PRINTED	400/20.000
1150016	9855	5 PRINTED	400/20.000
1150017	9856	6 PRINTED	400/20.000
1150018	9857	7 PRINTED	400/20.000
1150019	9858	8 PRINTED	400/20.000
1150020	9859	9 PRINTED	400/20.000
1150027	9866	A PRINTED	400/20.000
1150028	9867	B PRINTED	400/20.000
1150029	9868	C PRINTED	400/20.000
1150030	9869	D PRINTED	400/20.000
1150031	9870	E PRINTED	400/20.000
1150032	9871	F PRINTED	400/20.000
1150033	9872	G PRINTED	400/20.000
1150034	9873	H PRINTED	400/20.000
1150035	9874	I PRINTED	400/20.000
1150036	9875	J PRINTED	400/20.000
1150037	9876	K PRINTED	400/20.000
1150038	9877	L PRINTED	400/20.000
1150040	9879	M PRINTED	400/20.000
1150041	9880	N PRINTED	400/20.000
1150042	9881	O PRINTED	400/20.000
1150043	9882	P PRINTED	400/20.000
1150045	9884	R PRINTED	400/20.000
1150046	9885	S PRINTED	400/20.000
1150048	9887	T PRINTED	400/20.000
1150049	9888	U PRINTED	400/20.000
1150050	9889	V PRINTED	400/20.000
1150051	9890	W PRINTED	400/20.000
1150052	9891	X PRINTED	400/20.000
1150053	9892	Y PRINTED	400/20.000
1150054	9893	Z PRINTED	400/20.000
1150039	9878	Mp PRINTED	400/20.000
1150024	9863	+ PRINTED	400/20.000
1150021	9860	- PRINTED	400/20.000
1150047	9886	± PRINTED	400/20.000
1150023	9862	~ PRINTED	400/20.000
1150044	9883	Q PRINTED	400/20.000
1150026	9865	AC PRINTED	400/20.000

KCG TYPE CABLE MARKER

NO:2

1,50 - 2,50 mm²

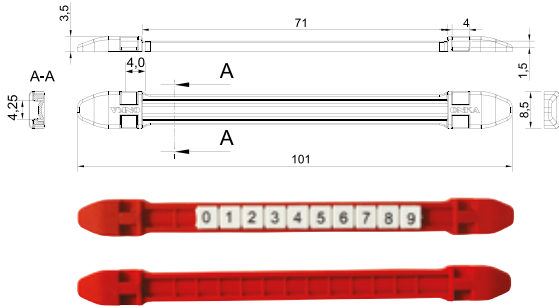
NEW CODE	OLD CODE	DESCRIPTIONS	BOX
1150004	9846	<u>0 PRINTED</u>	400/20.000
1150005	9847	<u>1 PRINTED</u>	400/20.000
1150057	9896	<u>2 PRINTED</u>	400/20.000
1150058	9897	<u>3 PRINTED</u>	400/20.000
1150059	9898	<u>4 PRINTED</u>	400/20.000
1150060	9899	<u>5 PRINTED</u>	400/20.000
1150061	9900	<u>6 PRINTED</u>	400/20.000
1150062	9901	<u>7 PRINTED</u>	400/20.000
1150063	9902	<u>8 PRINTED</u>	400/20.000
1150064	9903	<u>9 PRINTED</u>	400/20.000
1150072	9911	<u>A PRINTED</u>	400/20.000
1150073	9912	<u>B PRINTED</u>	400/20.000
1150074	9913	<u>C PRINTED</u>	400/20.000
1150075	9914	<u>D PRINTED</u>	400/20.000
1150076	9915	<u>E PRINTED</u>	400/20.000
1150077	9916	<u>F PRINTED</u>	400/20.000
1150078	9917	<u>G PRINTED</u>	400/20.000
1150079	9918	<u>H PRINTED</u>	400/20.000
1150080	9919	<u>I PRINTED</u>	400/20.000
1150081	9920	<u>J PRINTED</u>	400/20.000
1150082	9921	<u>K PRINTED</u>	400/20.000
1150086	9925	<u>L PRINTED</u>	400/20.000
1150088	9927	<u>M PRINTED</u>	400/20.000
1150089	9928	<u>N PRINTED</u>	400/20.000
1150090	9929	<u>O PRINTED</u>	400/20.000
1150091	9930	<u>P PRINTED</u>	400/20.000
1150093	9932	<u>R PRINTED</u>	400/20.000
1150094	9933	<u>S PRINTED</u>	400/20.000
1150096	9935	<u>T PRINTED</u>	400/20.000
1150097	9936	<u>U PRINTED</u>	400/20.000
1150098	9937	<u>V PRINTED</u>	400/20.000
1150099	9938	<u>W PRINTED</u>	400/20.000
1150100	9939	<u>X PRINTED</u>	400/20.000
1150101	9940	<u>Y PRINTED</u>	400/20.000
1150102	9941	<u>Z PRINTED</u>	400/20.000
1150087	9926	<u>Mp PRINTED</u>	400/20.000
1150068	9907	<u>+ PRINTED</u>	400/20.000
1150065	9904	<u>- PRINTED</u>	400/20.000
1150095	9934	<u>± PRINTED</u>	400/20.000
1150067	9906	<u>~ PRINTED</u>	400/20.000
1150092	9931	<u>Q PRINTED</u>	400/20.000
1150071	9910	<u>AC PRINTED</u>	400/20.000

NO:3

4,00 - 6,00 mm²

NEW CODE	OLD CODE	DESCRIPTIONS	BOX
1150002	9844	<u>0 PRINTED</u>	400/20.000
1150003	9845	<u>1 PRINTED</u>	400/20.000
1150105	9944	<u>2 PRINTED</u>	400/20.000
1150106	9945	<u>3 PRINTED</u>	400/20.000
1150107	9946	<u>4 PRINTED</u>	400/20.000
1150108	9947	<u>5 PRINTED</u>	400/20.000
1150109	9948	<u>6 PRINTED</u>	400/20.000
1150110	9949	<u>7 PRINTED</u>	400/20.000
1150111	9950	<u>8 PRINTED</u>	400/20.000
1150112	9951	<u>9 PRINTED</u>	400/20.000
1150119	9958	<u>A PRINTED</u>	400/20.000
1150120	9959	<u>B PRINTED</u>	400/20.000
1150121	9960	<u>C PRINTED</u>	400/20.000
1150122	9961	<u>D PRINTED</u>	400/20.000
1150123	9962	<u>E PRINTED</u>	400/20.000
1150124	9963	<u>F PRINTED</u>	400/20.000
1150125	9964	<u>G PRINTED</u>	400/20.000
1150126	9965	<u>H PRINTED</u>	400/20.000
1150127	9966	<u>I PRINTED</u>	400/20.000
1150128	9967	<u>J PRINTED</u>	400/20.000
1150129	9968	<u>K PRINTED</u>	400/20.000
1150130	9969	<u>L PRINTED</u>	400/20.000
1150132	9971	<u>M PRINTED</u>	400/20.000
1150133	9972	<u>N PRINTED</u>	400/20.000
1150134	9973	<u>O PRINTED</u>	400/20.000
1150135	9974	<u>P PRINTED</u>	400/20.000
1150137	9976	<u>R PRINTED</u>	400/20.000
1150138	9977	<u>S PRINTED</u>	400/20.000
1150140	9979	<u>T PRINTED</u>	400/20.000
1150141	9980	<u>U PRINTED</u>	400/20.000
1150142	9981	<u>V PRINTED</u>	400/20.000
1150143	9982	<u>W PRINTED</u>	400/20.000
1150144	9983	<u>X PRINTED</u>	400/20.000
1150145	9984	<u>Y PRINTED</u>	400/20.000
1150146	9985	<u>Z PRINTED</u>	400/20.000
1150131	9970	<u>Mp PRINTED</u>	400/20.000
1150116	9955	<u>+ PRINTED</u>	400/20.000
1150113	9952	<u>- PRINTED</u>	400/20.000
1150139	9978	<u>± PRINTED</u>	400/20.000
1150115	9954	<u>~ PRINTED</u>	400/20.000
1150136	9975	<u>Q PRINTED</u>	400/20.000
1150001	9843	<u>AC PRINTED</u>	400/20.000

MARKING LABEL SLOT FOR CABLES



TECHNICAL DATA	
Material	PA6.6
Temp.	-40 °C, +140 °C
ACCESSORIES	
Marking	9540 / 9541 Pg. 179
Cable Ties	8480 / 8483 Pg. 161

NEW CODE	OLD CODE	DESCRIPTIONS	BOX
● 1150154	7134	This product can be used with 2.5 - 3.6 mm cable ties and small numberings. Isolation can be provided with heat-shrink macaron.	50
● 1150155	7135		
● 1150156	7136		
● 1150157	7137		
● 1150158	7138		
○ 1150159	7139		

PLASTIC TAGS FOR CABLE TIES



CODE	WIDTH	LENGTH	BOX
ONKA-8560	33	12	100
ONKA-8561	44	19	100

CABLE TIE PORTER



IRPSET-3014



IRPSET-3015



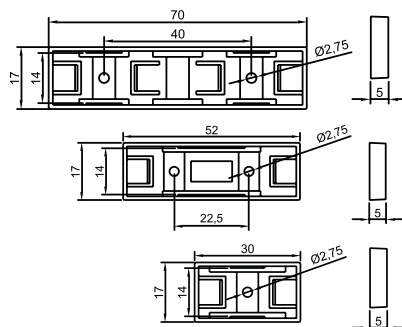
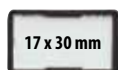

IRPSET-3016



IRPSET-3017

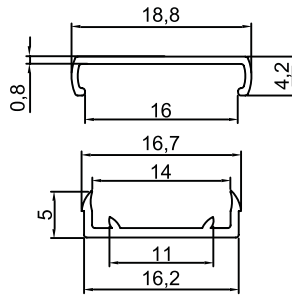
CODE	DESCRIPTIONS	BOX
IRPSET-3014	PANEL SIGNAL LABEL 30x14 mm	100
IRPSET-3015	PANEL SIGNAL LABEL 27x12 mm	100
IRPSET-3016	PANEL SIGNAL LABEL 27x18 mm	100
IRPSET-3017	PANEL SIGNAL LABEL 27x12 mm	100

PANEL MARKER (SELF-ADHESIVE AND SCREWED)




TECHNICAL DATA			
Material	PA6.6		
Temperature	-40 °C, +140 °C		
NEW CODE	OLD CODE	DESCRIPTIONS	PCS/BOX
1130001	7114	17 x 30 mm Panel Marker	100
1130002	7115	17 x 52 mm Panel Marker	100
1130003	7116	17 x 70 mm Panel Marker	50

PANEL MARKER (SELF-ADHESIVE, 1 MT.)



TECHNICAL DATA			
Material	PVC		
Temperature	-40 °C, +140 °C		
NEW CODE	OLD CODE	DESCRIPTIONS	PCS/BOX
1130007	7126	15 mm x 1000 mm Adhesive Panel Marker	50

AUTOMAT LABEL (ADHESIVE, 2 MT.)



CODE	DESCRIPTIONS	PCS/BOX
İRPTY-21200	21 x 2000 mm Adhesive Panel Label	200
İRPTY-30200	30 x 2000 mm Adhesive Panel Label	150
İRPTY-40200	40 x 2000 mm Adhesive Panel Label	150

PANEL LABEL LEG



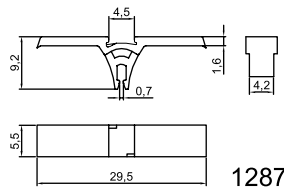
APPLICATION PLACE

CODE	DESCRIPTIONS	COLOR	PCS/BOX
İRPAY-1001	PLASTIC LEG	RAL 7035	200

MRK - OPK LIGHTNING WARNING SIGN



Order No: 1287



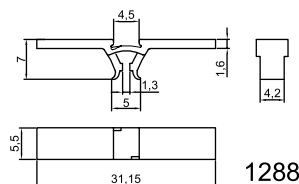
TECHNICAL DATA	
Material	PA6.6
Temperature	-40 °C, +140 °C
Printing Colour	Black

ACCESSORIES		SEE PAGE
Marking	9540 / 9541	Pg. 177

NEW CODE	OLD CODE	DESCRIPTIONS	PCS/BOX
1060074	1287	MRK Marker (Screw Cover)	1000
1060075	1288	OPK Marker (Screw Cover)	1000




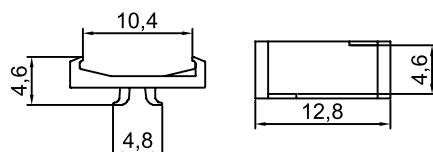
Order No: 1288



MRK - OPK MARKER SLOT



Order N



TECHNICAL DATA	
Material	PA6.6
Temperature	-40 °C, +140 °C

ACCESSORIES		SEE PAGE
Marking	8943-S11	Pg. 169

NEW CODE	OLD CODE	DESCRIPTIONS	PCS/BOX
1060076	1289	MRK - OPK	1000

TERMINAL SERIES WITH SOCKET

3.81 mm FEMALE



3.81 mm MALE (180°)



3.81 mm MALE (90°)



3.81 mm MALE CABLE CONNECTOR



5.08 mm FEMALE



5.08 mm UPRIGHT FEMALE



TERMINAL SERIES WITH SOCKET (5.08 mm)


5.08 mm MALE 90 WITHOUT SIDE PANELS




5.08 mm MALE 180 WITHOUT SIDE PANELS



5.08 mm MALE 90°



5.08 mm MALE 180°



5.08 mm DOUBLED MALE 90°



5.08 mm DOUBLED MALE 180°



TERMINAL SERIES WITH SOCKET (5.08 mm)

5.08 mm MALE CABLE CONNECTOR




7.62 mm FEMALE




7.62 mm UPRIGHT FEMALE



7.62 mm MALE 90°



7.62 mm MALE 180°




TERMINAL SERIES WITH SOCKET

7.62 mm DOUBLE MALE 90°




7.62 mm DOUBLE MALE 180°



MODULE TERMINAL SERIES


5.08 mm MODULE



7.62 mm MODULE



9.52 x 7.62 mm MODULE



10.16 x 10.6 mm MODULE



3.81 x 12.7 x 15.24 mm POWER CONNECTOR



SCREWLESS TERMINAL SERIES

5.08 x 7.62 mm SCREWLESS



SMD



CARD SLOT SERIES

72 mm MODULE



72 mm PROFIL




108 mm PROFIL



DISTANCE SERIES


RAIL DISTANS




3.81 CABLE CONNECTOR RAIL DISTANCE



5.08 CABLE CONNECTOR RAIL DISTANCE



FUSE HOLDER





REACTIVE POWER FACTOR CONTROLLER



POWER FACTOR CONTROLLER



DIGITAL UNIVERSAL AMMETER



DIGITAL VOLTMETER



MULTIMETER



DIGITAL PROTECTOR & MULTIMETER



VOLTAGE PROTECTION RELAYS



TIME RELAYS



MONOPHASE SERIES



THREE PHASE SERIES



CEE NORM SERIES



HANGING ENERGY DISTRIBUTION BOX



3 WAY GROUP SOCKET SERIES



COMBITANITON SERIES



METAL & PLASTIC BUTTON BOX SERIES



METAL & PLASTIC ENCLOSURE BOX SERIES



METAL & PLASTIC CABLE REEL SERIES



TECHNICAL DETAILS

TS EN 60529 IP PROTECTION CLASSES				TS EN 62262 Degrge of Shock Protection	
First Number	Protection against Solids	Second Number	Protection against Solids no	IK	Degree of Shock protection
0	Protection against Solids no protection	0	no protection	00	0
1	Protection against solid objects larger than 50mm	1	Protection against steep drops of water	01	0,15
2	Protection against solid objects larger than 12,5mm	2	Protection against water drops have a vertical angle of 15 degrees	02	0,20
3	Protection against solid objects larger than 1mm	3	Protection against water drops have a vertical angle of 15 degrees	03	0,35
4	Protection against solid objects larger than 2,5mm	4	Protection against water drops from all directions	04	0,50
5	Protection against dust	5	Protection against water squirts from all directions	05	0,70
6	Full protection against dust	6	Full protection against strong sea waves	06	1
-	-	7	Full protection against the effects of sinking	07	2
-	-	8	Protection against the effects of prolonged immersion under specified conditions	08	5
-	-	-	-	(1)	6
-	-	-	-	09	10
-	-	-	-	10	20

Current Carrying Capacity of Standard Terminal Blocks and Tightening Torque Table for Screw Terminal Blocks

Size mm ²	Size AWG/kcmil	Current Carrying Capacity Amper	Screw Size (Metric)	Tightening Torque (Nm)
0,2	24	4	.	.
0,34	22	5	.	.
0,5	20	6	.	.
0,75	18	9	.	.
1	.	13,5	.	.
1,5	16	17,5	2,5	0,4
2,5	14	24	2,5	0,4
4	12	32	3	0,5
6	10	41	3,5	0,8
10	8	57	3,5	0,8
16	6	76	5	2
25	4	101	.	.
35	2	125	5	2
50	0	150	8	6
70	00	192	8	6
95	000	232	8	6
-	0000	-	-	-
120	250 kcmil	269	8	6
150	300 kcmil	309	-	-
185	350 kcmil	353	-	-
240	500 kcmil	425	-	-
300	600 kcmil	520	-	-

Metric size ISO mm ²	Comprason Between AWG/kcmil and Metric Sizes	
	Size AWG/kcmil	Equivalent Metric Space
0,2	24	0,205
0,34	22	0,324
0,5	20	0,519
0,75	18	0,82
1	.	.
1,5	16	1,3
2,5	14	2,1
4	12	3,3
6	10	5,3
10	8	8,4
16	6	13,3
25	4	21,2
35	2	33,6
50	0	53,5
70	0	67,4
95	0	85
-	0	107,2
120	250 kcmil	127
150	300 kcmil	152
185	350 kcmil	177
240	500 kcmil	253
300	600 kcmil	304

Relationship Between Declared Cross Section of Terminal Blocks and Declared Connection Capacity			
Cross Section		The cross section that the terminal can connect according to EN 60947-7-1	
mm ²	AWG	mm ²	AWG
0,2	24	0,2	24
0,34	22	0,2-0,34	24-22
0,5	20	0,2-0,34-0,5	24-22-20
0,75	18	0,34-0,5-0,75	22-20-18
1	-	0,5-0,75-1	-
1,5	16	0,75-1-1,5	20-18-16
2,5	14	1-1,5-2,5	18-16-14
4	12	1,5-2,5-4	16-14-12
6	10	2,5-4-6	14/12/10
10	8	4-6-10	12-10-8
16	6	6-10-16	10-8-6
25	4	10-16-25	8-6-4
35	2	16-25-35	6-4-2

TECHNICAL SPECIFICATIONS OF THE H05 CABLE USED IN THE PANEL

NYAF	Nominal Cross Section	Cable Outer Diameter	Net Weight	Maximum Current Carrying Capacity		Length
	mm ²	mm	kg/km	Pipe	Air	mt
H05-VK	0,5	2	9	12	100
	0,75	2,2	11	...	15	100
	1	2,5	14	19	100
H07-VK	1,5	2,8	19	14,5	24	100
	2,5	3,5	30	19,5	32	100
	4	4	44	26	42	100
	6	4,4	62	34	54	100
	10	5,7	110	46	73	100
	16	7,2	167	61	98	100
	25	8,6	262	80	129	100
	35	10,2	350	99	158	1000
	50	12,2	510	119	198	1000
	70	13,9	677	151	245	1000
	95	15,7	891	182	292	1000
	120	17,5	1109	210	344	1000
	150	19,2	1371	240	391	1000
	185	21,1	1695	273	448	1000
240	23,5	...	320	528	1000	

COPPER BUSBARS TECHNICAL DETAILS**(ENVIRONMENTAL TEMPERATURE 35 C - HEATING 30 °C)**

SIZES	CROSS SECTION	WEIGHT	PLATED BUSBAR QUANTITY				UN-PLATED BUSBAR QUANTITY			
			1	2	3	4	1	2	3	4
mm	mm ²	kg/mt								
12x2	23,5	0,209	125	225	-	-	110	200	-	-
15x2	29,5	0,262	155	270	-	-	140	240	-	-
15x3	44,5	0,396	185	330	-	-	170	300	-	-
20x2	39,5	0,351	205	350	-	-	185	315	-	-
20x3	59,5	0,529	245	425	-	-	220	380	-	-
20x5	99,1	0,882	325	560	-	-	295	500	-	-
25x3	74,5	0,663	300	520	-	-	270	460	-	-
25x5	124	1,11	395	670	-	-	350	600	-	-
30x3	89,5	0,796	355	610	-	-	315	540	-	-
30x5	149	1,33	450	780	-	-	400	700	-	-
40x3	119	1	460	790	-	-	420	710	-	-
40x5	199	1,77	600	1000	-	-	520	900	-	-
40x10	399	3,55	850	1500	2060	2800	760	1350	1850	2500
50x5	249	2,22	720	1220	1750	2300	630	1100	1650	2100
50x10	499	4,44	1030	1800	2450	3330	920	1600	2250	3000
60x5	299	2,66	850	1430	1950	2650	760	1250	1760	2400
60x10	599	5,33	1200	2100	2800	3700	1060	1900	2600	3500
80x5	399	3,55	1070	1900	2500	3200	970	1700	2300	3000
80x10	799	7,11	1560	2500	3300	4500	1380	2300	3100	4200
100x5	499	4,44	1350	2300	3000	3800	1200	2050	2850	3500
100x10	999	8,89	1880	3100	4000	5400	1700	2800	3650	5000
120x10	1200	10,7	2200	3500	4500	6100	2000	3100	4100	5700
160x10	1600	14,2	2800	4400	5800	7800	2500	3900	5300	7300
200x10	2000	17,8	3350	5300	6900	9400	3000	4750	6350	8800

ALUMINUM BUSBARS TECHNICAL DETAILS**(ENVIRONMENTAL TEMPERATURE 35 C - HEATING 30 °C)**

SIZES	CROSS SECTION	WEIGHT	PLATED BUSBAR QUANTITY				UN-PLATED BUSBAR QUANTITY			
			1	2	3	4	1	2	3	4
mm	mm ²	kg/mt								
12x2	23,5	0,0633	95	170	-	-	75	135	-	-
15x2	29,5	0,0795	120	205	-	-	90	160	-	-
15x3	44,5	0,12	140	250	-	-	110	200	-	-
20x2	39,5	0,107	155	265	-	-	1150	210	-	-
20x3	59,5	0,161	185	325	-	-	140	255	-	-
20x5	99,1	0,268	245	420	-	-	185	330	-	-
25x3	74,5	0,201	230	390	-	-	170	315	-	-
25x5	124	0,335	295	510	-	-	220	410	-	-
30x3	89,5	0,242	265	435	-	-	195	365	-	-
30x5	149	0,403	340	595	-	-	255	475	-	-
40x3	119	0,323	350	600	-	-	265	475	-	-
40x5	199	0,538	435	760	-	-	330	620	-	-
40x10	399	1,08	635	1140	1570	2140	490	925	1280	1700
50x5	249	0,673	530	920	1330	1760	405	740	1070	1430
50x10	499	1,35	780	1370	1860	2530	595	1090	1520	2050
60x5	299	0,808	635	1100	1520	2020	475	855	1240	1640
60x10	599	1,62	910	1600	2170	2890	695	1260	1800	2380
80x5	399	1,08	835	1430	1900	2470	645	1110	1570	2120
80x10	799	2,16	1190	2030	2720	3600	890	1620	2240	3000
100x5	499	1,35	1030	1790	2330	2950	780	1370	1900	2470
100x10	999	2,7	1440	2420	3250	4100	1100	1950	2650	3500
100x15	1500	4,04	1760	2900	3800	4900	1400	2400	3200	4200
120x10	1200	3,24	1710	2850	3650	4750	1300	2280	3100	4100
120x15	1800	4,86	2070	3360	4400	5400	1550	2750	3700	4750
160x10	1600	4,32	2200	3600	4750	5900	1650	2850	3950	5050
160x15	2400	6,47	2600	4250	5450	7050	2000	3400	4600	5950
200x10	2000	5,4	2850	4600	5900	7500	2150	3650	4950	6400
200x15	3000	8,09	3300	5200	6550	8200	2550	4200	5600	7300

CONNECTION DATA (EN 60947-7-1 / 8.3.3.2)

Product	Conductor cross section flexible, without ferrule min.	Conductor cross section flexible, without ferrule max.	Conductor cross section flexible, with ferrule min.	Conductor cross section flexible, with ferrule max.	Conductor cross section standard min.	Conductor cross section standard max.	Conductor cross section flexible, with twin ferrules.
MRK 1.5 mm ²	0.34 mm ²	2.5 mm ²	0.34 mm ²	2.5 mm ²	0.50 mm ²	2.5 mm ²	2x0.75 mm ²
MRK 2.5 mm ²	0.34 mm ²	4 mm ²	0.34 mm ²	4 mm ²	0.50 mm ²	4 mm ²	2x0.75 mm ²
MRK 4 mm ²	0.34 mm ²	6 mm ²	0.34 mm ²	6 mm ²	0.50 mm ²	6 mm ²	2x0.75 mm ²
MRK 6 mm ²	1.5 mm ²	10 mm ²	0.34 mm ²	10 mm ²	1.5 mm ²	10 mm ²	...
MRK 10 mm ²	0.75 mm ²	16 mm ²	0.34 mm ²	16 mm ²	1 mm ²	16 mm ²	2x4 mm ²
MRK 16 mm ² SLIM	1.5 mm ²	25 mm ²	0.34 mm ²	16 mm ²	1 mm ²	25 mm ²	2x6 mm ²
MRK 25 mm ²	1.5 mm ²	25 mm ²	0.34 mm ²	16 mm ²	1 mm ²	25 mm ²	2x6 mm ²
MRK 35 mm ² SLIM	10 mm ²	50 mm ²	4 mm ²	35 mm ²	4 mm ²	35 mm ²	2x16 mm ²
MRK 50 mm ²	16 mm ²	70 mm ²	6 mm ²	50 mm ²	10 mm ²	70 mm ²	2x16 mm ²
MRK 70 mm ²	16 mm ²	95 mm ²	6 mm ²	95 mm ²	16 mm ²	95 mm ²	2x16 mm ²
MRK 95 mm ²	25 mm ²	120 mm ²	10 mm ²	95 mm ²	16 mm ²	120 mm ²	2x16 mm ²
MRK 120 mm ²	35 mm ²	120 mm ²	16 mm ²	120 mm ²	25 mm ²	2x16 mm ²
MRK 2.5 mm ² SLIM	0.34 mm ²	2.5 mm ²	0.34 mm ²	2.5 mm ²	0.50 mm ²	4 mm ²	2x1 mm ²
MRK 4 mm ² SLIM	0.34 mm ²	4 mm ²	0.34 mm ²	4 mm ²	0.50 mm ²	4 mm ²	2x1.5 mm ²
MRK 35 mm ²	10 mm ²	50 mm ²	4 mm ²	35 mm ²	4 mm ²	35 mm ²	2x16 mm ²
MRK-C 2.5 mm ²	0.34 mm ²	4 mm ²	0.34 mm ²	4 mm ²	0.50 mm ²	4 mm ²	2x1 mm ²
MRK-C 4 mm ²	0.34 mm ²	6 mm ²	0.34 mm ²	6 mm ²	0.50 mm ²	6 mm ²	2x1.5 mm ²
MRK-S 6 mm ²	0.34 mm ²	10 mm ²	0.34 mm ²	10 mm ²	0.50 mm ²	10 mm ²	2x2.5 mm ²
TRANSPER CONNECTORS (18)	0.34 mm ²	16 mm ²	0.34 mm ²	16 mm ²	0.50 mm ²	16 mm ²	...
TRANSPER CONNECTORS (23)	0.34 mm ²	16 mm ²	0.34 mm ²	16 mm ²	0.50 mm ²	16 mm ²	...
MRK 6 mm ² TEST	0.75 mm ²	10 mm ²	0.34 mm ²	10 mm ²	0.50 mm ²	10 mm ²	2x2.5 mm ²
MRK 6 mm ² TEST DISCONNECT	1 mm ²	10 mm ²	0.34 mm ²	10 mm ²	0.50 mm ²	10 mm ²	2x2.5 mm ²
MRK 10 mm ² TEST DISCONNECT	0.75 mm ²	16 mm ²	0.34 mm ²	10 mm ²	0.50 mm ²	16 mm ²	2x4 mm ²
MTK 2.5 mm ²	0.34 mm ²	4 mm ²	0.34 mm ²	4 mm ²	0.50 mm ²	4 mm ²	2x1 mm ²
MTK 4 mm ²	0.34 mm ²	6 mm ²	0.34 mm ²	6 mm ²	0.50 mm ²	6 mm ²	2x1.5 mm ²
MTK 10 mm ²	2.5 mm ²	16 mm ²	0.34 mm ²	16 mm ²	1 mm ²	16 mm ²	2x4 mm ²
MTK 16 mm ²	2.5 mm ²	25 mm ²	0.5 mm ²	16 mm ²	2.5 mm ²	25 mm ²	2x6 mm ²
MTK 25 mm ²	2.5 mm ²	25 mm ²	0.5 mm ²	16 mm ²	2.5 mm ²	25 mm ²	2x6 mm ²
MTK 35 mm ²	10 mm ²	50 mm ²	4 mm ²	35 mm ²	4 mm ²	35 mm ²	2x16 mm ²
MTK 35 mm ²	10 mm ²	50 mm ²	4 mm ²	35 mm ²	4 mm ²	35 mm ²	2x16 mm ²
OPK 1.5 mm ²	0.34 mm ²	2.5 mm ²	0.34 mm ²	2.5 mm ²	0.50 mm ²	2.5 mm ²	2x0.75 mm ² (*WPS)
OPK 2.5 mm ²	0.34 mm ²	4 mm ²	0.34 mm ²	4 mm ²	0.50 mm ²	4 mm ²	2x1 mm ² (*WPS)
OPK 4 mm ²	0.34 mm ²	6 mm ²	0.34 mm ²	4 mm ²	0.50 mm ²	6 mm ²	2x1.5 mm ²
OPK 6 mm ²	0.34 mm ²	10 mm ²	0.34 mm ²	10 mm ² (*WPS)	0.50 mm ²	10 mm ²	2x2.5 mm ²
OPK 10 mm ²	0.34 mm ²	16 mm ²	0.34 mm ²	16 mm ² (*WPS)	0.50 mm ²	16 mm ²	2x4 mm ²
OPK 16 mm ²	0.34 mm ²	25 mm ²	0.34 mm ²	25 mm ²	0.50 mm ²	25 mm ²	2x6 mm ²
OPK 35 mm ²	0.34 mm ²	50 mm ²	0.34 mm ²	35 mm ²	0.50 mm ²	50 mm ²	2x10 mm ²
OPK-C 2.5 mm ²	0.34 mm ²	4 mm ²	0.34 mm ²	4 mm ² (*WPS)	0.50 mm ²	4 mm ²	2x1 mm ² (*WPS)
OPK-C 4 mm ²	4 mm ²	6 mm ²	0.34 mm ²	6 mm ² (*WPS)	1.5 mm ²	6 mm ²	2x1.5 mm ² (*WPS)
OPK-T 2.5 mm ²	1 mm ²	4 mm ²	0.34 mm ²	4 mm ² (*WPS)	0.50 mm ²	4 mm ²	2x1 mm ² (*WPS)
OPK-T 4 mm ²	4 mm ²	6 mm ²	0.34 mm ²	6 mm ² (*WPS)	1.5 mm ²	6 mm ²	2x1.5 mm ² (*WPS)
OPK-S 2.5 mm ²	0.34 mm ²	4 mm ²	0.34 mm ²	4 mm ² (*WPS)	0.50 mm ²	4 mm ²	2x1 mm ² (*WPS)
OPK 2.5 mm ² (1IN-2OUT)	1.5 mm ²	4 mm ²	0.34 mm ²	4 mm ² (*WPS)	0.50 mm ²	4 mm ²	2x1 mm ² (*WPS)
OPK 2.5 mm ² (2IN-2OUT)	0.34 mm ²	4 mm ²	0.34 mm ²	4 mm ² (*WPS)	0.50 mm ²	4 mm ²	2x1 mm ² (*WPS)
OPK 2.5 mm ² (2IN-2OUT)	1.5 mm ²	4 mm ²	0.34 mm ²	4 mm ² (*WPS)	0.50 mm ²	4 mm ²	2x1 mm ² (*WPS)
OTK 4 mm ²	1 mm ²	6 mm ²	0.34 mm ²	6 mm ²	0.50 mm ²	6 mm ²	2x1.5 mm ² (*WPS)
OTK 10 mm ²	0.5 mm ²	16 mm ²	0.34 mm ²	16 mm ² (*WPS)	0.50 mm ²	16 mm ²	2x4 mm ² (*WPS)
MPK 2.5 mm ²	0.34 mm ²	4 mm ²	0.34 mm ²	4 mm ² (*WPS)	0.50 mm ²	4 mm ²	2x1 mm ² (*WPS)
MP 2.5 mm ²	2.5 mm ²	4 mm ²	0.34 mm ²	4 mm ² (*WPS)	0.50 mm ²	4 mm ²	2x1 mm ² (*WPS)
MPK(T)2.5 mm ²	0.75 mm ²	4 mm ²	0.34 mm ²	4 mm ² (*WPS)	1 mm ²	4 mm ²	2x1 mm ² (*WPS)
HRK 2,5 mm ²	0.75 mm ²	4 mm ²	0.34 mm ²	4 mm ² (*WPS)	0.50 mm ²	4 mm ²	2x1 mm ² (*WPS)
HRK 6 mm ²	2.5 mm ²	10 mm ²	0.5 mm ²	6 mm ²	1.50 mm ²	10 mm ²	2x2.5 mm ²
MRK 3K 2.5mm ²	0.34 mm ²	4 mm ²	0.34 mm ²	4 mm ²	0.50 mm ²	4 mm ²	2x0.75 mm ²
MRK MT 2.5mm ²	0.34 mm ²	4 mm ²	0.34 mm ²	4 mm ²	0.50 mm ²	4 mm ²	2x0.75 mm ²
OPK 3K 2.5mm ² MONOBLOCK	0.34 mm ²	4 mm ²	0.34 mm ²	4 mm ² (*WPS)	0.50 mm ²	4 mm ²	2x1 mm ²
OPK 3K 4mm ² MONOBLOCK	0.34 mm ²	6 mm ²	0.34 mm ²	6 mm ² (*WPS)	0.50 mm ²	6 mm ²	2x1.5 mm ²
OPK 2C 2.5mm ² MONOBLOCK	0.34 mm ²	4 mm ²	0.34 mm ²	2.5 mm ²	0.50 mm ²	4 mm ²	2x1 mm ²
OPK 2C 4mm ² MONOBLOCK	0.34 mm ²	6 mm ²	0.34 mm ²	6 mm ² (*WPS)	0.50 mm ²	6 mm ²	2x1.5 mm ²
PC-P 2,5 mm ²	0.34 mm ²	4 mm ²	0.34 mm ²	4 mm ² (*WPS)	0.50 mm ²	4 mm ²	2x1 mm ² (*WPS)

*WPS (Without Plastic Sleeve)



HEAT SHRINK TUBE

PRODUCT CODE	CROSS SECTION BEFORE SHRINKING (mm)	CROSS SECTION AFTER SHRINKING (mm)	SUITABILITY TO THE RECTANGULAR BUSBARS (mm)	SUITABILITY TO THE CABLE AND CABLE LUGS SINGLE CORD (mm ²)	ROLL AMOUNT (mt)
MAK 01.5	1,5	0,75		Suitability	200
MAK 02.5	2,5	1,25		0,5-0,75	200
MAK 03.5	3,5	1,75		0,75-1-1,5	200
MAK 04.5	4,5	2,25		1,5-2,5	100
MAK 05.0	5	2,5		2,5	100
MAK 06.0	6	3		4-6	100
MAK 07.0	7	3,5		6	100
MAK 08.0	8	4		6-10	100
MAK 10	10	5		10-16	100
MAK 12	12	6		10-16	100
MAK 13	13	6,5	12X2-15X2-15X3	16-25	100
MAK 16	16	8	20X2-20X3	16-25-35-50	100
MAK 18	18	9	20X5	35-50	100
MAK 20	20	10	20X5-25X3-25X5	70	100
MAK 22	22	11	25X5-30X3-30X5	70-95	100
MAK 25	25	12,5	25X5-30X3-30X5	70-95	50
MAK 28	28	14	40X3	70-95	50
MAK 30	30	15	40X3-40X5	120	50
MAK 32	32	16	30X10-40X5	120-150	50
MAK 35	35	17,5	30X10-40X5-40X10	150	50
MAK 38	38	19	40X5-40X10	185-240	50
MAK 40	40	20	50X5	185-240-300	50
MAK 45	45	22,5	50X5-50X10	240-300-400	25
MAK 50	50	25	60X5-60X10	400	25
MAK 60	60	30	80X5-80X10		25
MAK 70	70	35	100X5-100X10		25
MAK 80	80	40	100X5-100X10		25
MAK 90	90	45	100X10		25
MAK 100	100	50	120X10		25
MAK 120	120	60	120X10-160X10		25
MAK 150	150	75	160X10		25

THE COLOR CODE PREFERRED SHOULD BE ADDED TO THE PRODUCT CODE

11 BLACK	12 YELLOW/ GREEN	13 RED	14 YELLOW	15 BLUE	16 GREENw	17 GREY	18 BROWN	19 WHITE	20 TRANSPARENT
----------	---------------------	--------	-----------	---------	-----------	---------	----------	----------	----------------

SERTİFİKA

ISO 9001:2015'e göre yönetim sistemi

Belgeleme prosedürleri doğrultusunda ve düzenlemeler ile uyumlu uygulamaların kanıtlanması ile

Onka

ONKA ELEKTRİK MALZEMELERİ SAN. VE TİC. LTD. ŞTİ.
GEPOSB İçli Cumhuriyet Cad. No:27
Gebze Kocaeli Türkiye

Ünvanı koruyucu, belirlen standartlara göre, aşağıdaki gereklilik alanında bir yönetim sistemi uyguladığı belgelenmiştir.
Değerli alan

Elektrik Bağlantı Elemanları, Ray Klemenseleri, Sıra Klemenseleri, Kablo Pabuçları Tasarımı, Üretimi Ve Satışı

Sertifika Teslim No: TIC 15 100 42091 2022-07-11 tarihinde yapılan görüşme
Ticari Referans No: 3330 3330 3478 PD 2019-07-12 tarihinde alınan

Yürürlükte olan TIC belgeleri ve belgelenme prosedürleri güncel parçaların ürettiği ve eldeki belgeleri de kapsayıcı güncel belgelerle tutulmaktadır.

Tic. No: 2019-07-04

CERTIFICATE

for the management system according to ISO 9001:2015

The proof of the conforming application with the regulation as furnished and in accordance with certification procedure it is certified for the company

Onka

ONKA ELEKTRİK MALZEMELERİ SAN. VE TİC. LTD. ŞTİ.
GEPOSB İçli Cumhuriyet Cad. No:27
Gebze Kocaeli Turkey

Scope
Design, Production and Sales of Electric Connectors, Rail Terminal Connectors, Terminal Strips and Cable Lugs

Certificate Registration No.: TIC 15 100 42091 Valid until: 2022-07-11
Audit Report No.: 3330 3478 PD Valid from: 2019-07-12

The certification was conducted in accordance with the TIC auditing and certification procedures and is subject to regular surveillance audits.

Date: 2019-07-04

SERTİFİKASYON BELGESİ

Resmî Belgeleme Kurumu Türkiye - T.C. Akademi Kurumu

GEPOSB İÇLİ CUMHURİYET CAD. NO: 27 GEBZE KOCaelİ TÜRKİYE

Ünvanı koruyucu, belirlen standartlara göre, aşağıdaki gereklilik alanında bir yönetim sistemi uyguladığı belgelenmiştir.
Değerli alan

Elektrik Bağlantı Elemanları, Ray Klemenseleri, Sıra Klemenseleri, Kablo Pabuçları Tasarımı, Üretimi Ve Satışı

Sertifika Teslim No: TIC 15 100 42091 2022-07-11 tarihinde yapılan görüşme
Ticari Referans No: 3330 3330 3478 PD 2019-07-12 tarihinde alınan

Yürürlükte olan TIC belgeleri ve belgelenme prosedürleri güncel parçaların ürettiği ve eldeki belgeleri de kapsayıcı güncel belgelerle tutulmaktadır.

Tic. No: 2019-07-04

TÜRK STANDARLARI ENSTİTÜSÜ

TÜRK STANDARLARINA UYGUNLUK BELGESİ

TURKISH STANDARDS INSTITUTION

CERTIFICATE OF CONFORMITY TO TURKISH STANDARDS

TSE

Belge No: TS 15 100 42091
Belgeleme Referans No: 3330 3478 PD
Ticari Referans No: 3330 3330 3478 PD

Ünvanı koruyucu, belirlen standartlara göre, aşağıdaki gereklilik alanında bir yönetim sistemi uyguladığı belgelenmiştir.
Değerli alan

Elektrik Bağlantı Elemanları, Ray Klemenseleri, Sıra Klemenseleri, Kablo Pabuçları Tasarımı, Üretimi Ve Satışı

Sertifika Teslim No: TIC 15 100 42091 2022-07-11 tarihinde yapılan görüşme
Ticari Referans No: 3330 3330 3478 PD 2019-07-12 tarihinde alınan

Yürürlükte olan TIC belgeleri ve belgelenme prosedürleri güncel parçaların ürettiği ve eldeki belgeleri de kapsayıcı güncel belgelerle tutulmaktadır.

Tic. No: 2019-07-04

TÜRK STANDARLARI ENSTİTÜSÜ

TÜRK STANDARLARINA UYGUNLUK BELGESİ

TURKISH STANDARDS INSTITUTION

CERTIFICATE OF CONFORMITY TO TURKISH STANDARDS

TSE

Belge No: TS 15 100 42091
Belgeleme Referans No: 3330 3478 PD
Ticari Referans No: 3330 3330 3478 PD

Ünvanı koruyucu, belirlen standartlara göre, aşağıdaki gereklilik alanında bir yönetim sistemi uyguladığı belgelenmiştir.
Değerli alan

Elektrik Bağlantı Elemanları, Ray Klemenseleri, Sıra Klemenseleri, Kablo Pabuçları Tasarımı, Üretimi Ve Satışı

Sertifika Teslim No: TIC 15 100 42091 2022-07-11 tarihinde yapılan görüşme
Ticari Referans No: 3330 3330 3478 PD 2019-07-12 tarihinde alınan

Yürürlükte olan TIC belgeleri ve belgelenme prosedürleri güncel parçaların ürettiği ve eldeki belgeleri de kapsayıcı güncel belgelerle tutulmaktadır.

Tic. No: 2019-07-04

TÜRK STANDARLARI ENSTİTÜSÜ

TÜRK STANDARLARINA UYGUNLUK BELGESİ

TURKISH STANDARDS INSTITUTION

CERTIFICATE OF CONFORMITY TO TURKISH STANDARDS

TSE

Belge No: TS 15 100 42091
Belgeleme Referans No: 3330 3478 PD
Ticari Referans No: 3330 3330 3478 PD

Ünvanı koruyucu, belirlen standartlara göre, aşağıdaki gereklilik alanında bir yönetim sistemi uyguladığı belgelenmiştir.
Değerli alan

Elektrik Bağlantı Elemanları, Ray Klemenseleri, Sıra Klemenseleri, Kablo Pabuçları Tasarımı, Üretimi Ve Satışı

Sertifika Teslim No: TIC 15 100 42091 2022-07-11 tarihinde yapılan görüşme
Ticari Referans No: 3330 3330 3478 PD 2019-07-12 tarihinde alınan

Yürürlükte olan TIC belgeleri ve belgelenme prosedürleri güncel parçaların ürettiği ve eldeki belgeleri de kapsayıcı güncel belgelerle tutulmaktadır.

Tic. No: 2019-07-04

CERTIFICATE OF COMPLIANCE

Certificate Number: E361153
Report Reference: E361153-20190430
Date: 2022-08-08-21

Issued to: ONKA Elektrik Malz. San. ve Tic. A.Ş.
Gebze Plastikler O.G.S.Ş.
Cumhuriyet Cad. No: 27
Gebze Kocaeli 41400 TR

This is to certify that representative samples of **TERMINAL BLOCKS - COMPONENT** See Addendum Page for Product Designation(s).

Have been evaluated by UL, in accordance with the component requirements in the Standard(s) indicated on this Certificate. UL Recognized components are incorporated in certain constructional features or restricted in performance capabilities and are intended for installation in complete equipment submitted for investigation to UL LLC.

Standard(s) for Safety: UL 1059 CAN/CSA C22.2 No. 158, Terminal Blocks

Additional Information: See the UL Online Certifications Directory at <http://www.ul.com/certification> for additional information.

This Certificate of Compliance indicates that representative samples of the product described in the certification report have met the requirements for UL certification. It does not provide authorization to apply the UL Recognized Component Mark. Only the Authorization Page that references the Follow-Up Service Procedure for ongoing surveillance provides authorization to apply the UL Mark.

Only those products bearing the UL Recognized Component Mark should be considered as being UL Certified and covered under UL's Follow-Up Service.

Look for the UL Recognized Component Mark on the product.

CERTIFICATE OF COMPLIANCE

Certificate Number: E361153
Report Reference: E361153-20190430
Date: 2022-08-08-21

Issued to: ONKA Elektrik Malz. San. ve Tic. A.Ş.
Gebze Plastikler O.G.S.Ş.
Cumhuriyet Cad. No: 27
Gebze Kocaeli 41400 TR

This is to certify that representative samples of **TERMINAL BLOCKS - COMPONENT** See Addendum Page for Product Designation(s).

Have been evaluated by UL, in accordance with the component requirements in the Standard(s) indicated on this Certificate. UL Recognized components are incorporated in certain constructional features or restricted in performance capabilities and are intended for installation in complete equipment submitted for investigation to UL LLC.

Standard(s) for Safety: UL 1059 CAN/CSA C22.2 No. 158, Terminal Blocks

Additional Information: See the UL Online Certifications Directory at <http://www.ul.com/certification> for additional information.

This Certificate of Compliance indicates that representative samples of the product described in the certification report have met the requirements for UL certification. It does not provide authorization to apply the UL Recognized Component Mark. Only the Authorization Page that references the Follow-Up Service Procedure for ongoing surveillance provides authorization to apply the UL Mark.

Only those products bearing the UL Recognized Component Mark should be considered as being UL Certified and covered under UL's Follow-Up Service.

Look for the UL Recognized Component Mark on the product.

VDE Prüf- und Zertifizierungsinstitut

ZEICHENGENEHMIGUNG MARKS APPROVAL

ONKA Elektrik Malz. San. ve Tic. A.Ş.
Cumhuriyet 27
Gebze Plastikler Malz. Org. İnd. Zone
41400 Gebze
Kocaeli
Turkey

UL bearing this product /
as authorized for use for product
Blockconnector (COC)
Connector (COC)

Die hier angegebenen normenrechtlichen geschützten Zeichen für die ab Blatt 2 aufgeführten Typen zu benutzen / The apply provided Marks as shown below for the signs referred to on page 2 of

Geprüft und zertifiziert nach / Tested and certified according to
UL 1059 CAN/CSA C22.2 No. 158, Terminal Blocks
Date of issue: 2022-08-08 15:25:00 (UTC+3) | Valid until: 2023-08-08

Approved: 3022051-100-0001-20191
File ref.: 4054663
Approval No.: 4054663
Certificate No.: 3022051-100-0001-20191
(Date of Issue / Issued: 2022-08-11)

VDE Prüf- und Zertifizierungsinstitut GmbH
ICE Testing and Certification Institute
Zertifizierungs- / Certification
Department: SIC0300
(Date of Issue / Issued: 2022-08-11)

VDE Prüf- und Zertifizierungsinstitut

ZEICHENGENEHMIGUNG MARKS APPROVAL

ONKA Elektrik Malz. San. ve Tic. A.Ş.
Cumhuriyet 27
Gebze Plastikler Malz. Org. İnd. Zone
41400 Gebze
Kocaeli
Turkey

UL bearing this product /
as authorized for use for product
Blockconnector (COC)
Connector (COC)

Die hier angegebenen normenrechtlichen geschützten Zeichen für die ab Blatt 2 aufgeführten Typen zu benutzen / The apply provided Marks as shown below for the signs referred to on page 2 of

Geprüft und zertifiziert nach / Tested and certified according to
UL 1059 CAN/CSA C22.2 No. 158, Terminal Blocks
Date of issue: 2022-08-08 15:25:00 (UTC+3) | Valid until: 2023-08-08

Approved: 3022051-100-0001-20191
File ref.: 4054663
Approval No.: 4054663
Certificate No.: 3022051-100-0001-20191
(Date of Issue / Issued: 2022-08-11)

VDE Prüf- und Zertifizierungsinstitut GmbH
ICE Testing and Certification Institute
Zertifizierungs- / Certification
Department: SIC0300
(Date of Issue / Issued: 2022-08-11)





Onka®

YOUR GLOBAL PARTNER
IN ELECTRICAL CONNECTION
SOLUTIONS.

www.onka.com.tr

